

**Inside Front Cover
Placeholder**

RV Parts & Accessories.....	1-151
Accessories.....	1-3
Interior Accessories.....	1-3
Outdoor Accessories.....	3
Appliances.....	4-7
Antenna & Phone Parts.....	8-11
Awnings & Vinyl Covers.....	12-19
LCI Awning & Slide Toppers.....	12-14
A&E Awnings & Parts.....	14-16
Carefree Awnings & Parts.....	16
Misc. Awning Parts & Acc.....	16-18
RV, Wheel, LP Tank, & Air Conditioner Covers.....	18-19
Electrical.....	20-33
Observation Camera.....	20
Adapters, Cords,& Receptacles.....	21-28
Battery Boxes & Switches.....	28
Cable Hatches.....	29
Circuit Breakers & Fuses.....	29-30
Switches.....	30-33
Interior & Exterior (PORCH) Lighting.....	34-35
Rubber Roof.....	36-40
Hardware.....	41-90
Adhesives, Sealants, & Tapes.....	41-42
Cleaners, Paint,Lubricants & Wax.....	43-51
Cabinet, Drawer, Bunk, & Table.....	51-55
Curtain & Blind.....	55-57
Door.....	58-70
Gas Springs.....	71-73
Roof Moldings & Vinyl Insert.....	73-77
Roof Vents.....	77-83
Vents: Plumbing, Refrigerator, & Stove.....	83-85
Screws & Screw Drivers.....	85-89
Window & Ceiling.....	89-90
Levels.....	91-92
LP Gas.....	93-95
Plumbing - Fresh Water.....	96-128
Faucets ,Shower, & Sink.....	96-110
Flair-It Fittings.....	110-112
Pex Fittings.....	112-113
Qest Fittings.....	113-114
SeaTech Quick Connect Fittings.....	114-115
Water Fills & Drains.....	116-118
Water Filters & Additives.....	119
Water Heater.....	119-122

Water Hose & Accessories.....	123-124
Water Pumps.....	125-127
Winterize.....	127-128
Plumbing - Sanitation.....	129-146
ABS Fittings & Termination Parts.....	129-136
Sewer Hose & Accessories.....	136-142
Tote Tanks and Holding Tank Sprayers.....	142-143
Toilet.....	143
Toilet Chemicals & Tissue.....	143-146
Steps.....	147-151
Trailer Running Gear.....	152-405
Axle & Brake Components.....	152-211
Electric Brake Assemblies & Parts.....	152-163
Brake Mounting Hdwe.....	164
Hydraulic & Disc Brake Assemblies and Parts.....	164-175
Hubs & Drums.....	175-184
Hub Parts.....	184-191
Spindles & Fasteners.....	191-194
Suspension Parts.....	194-209
Fenders.....	209-211
Cargo Door & Trailer Parts.....	212-218
Cargo Control & Landscape Racks.....	219-237
Rope Rings, Stake Pockets ,etc.....	219-221
Straps.....	221-225
Chain Binders and Chain.....	225
E-Track & Fittings.....	226-227
Landscape & Enclosed Trailer Racks.....	228-237
Trailer Dolly.....	237
Couplers, Jacks, & Safety Chains.....	238-266
Safety Chain.....	238-239
Couplers, Actuators, Locks & Parts.....	239-250
Stabilizing and King Pin Stabilizer.....	251-253
Tongue Jacks and Landing Gear.....	254-262
Tongue Jack Parts.....	262-266
Electrical.....	267-296
Observation Camera.....	267
Brake Controls.....	268-271
Breakaway Kits & Switches.....	271-273
Circuit Breakers & Fuses.....	273-275
Primary Wire & Wire Connectors.....	275-278
Taillight Converter & Modulite.....	279-281
Trailer Connectors & Adapters.....	281-293
Switches.....	293-296
Lighting.....	297-343
Trailer Light Kits (LED & INCAN).....	297-299

Clearance Lights (INCAN).....	300-306
Taillights (INCAN).....	306-312
License Plate Lights & Brackets.....	312-314
Clearance Lights (LED).....	315-326
Taillights (LED).....	326-335
Interior, Exterior (PORCH) & Utility.....	335-339
Light Bulbs.....	339-342
Conspicuity Tape, Reflectors & Warning Triangles.....	342-343
Towing & Towing Accessories.....	344-381
Ball Mounts and Balls.....	344-351
Pintles.....	351-354
Hitch Adapters, Pull Pins, & Misc Hitch Parts.....	354-356
Weight Distribution Kits & Parts.....	357-359
Sway Controls and Accessories.....	359-360
Fifth Wheel Hitches and Accessories.....	360-364
Gooseneck Hitches.....	364-365
Locks, Coupler, Hitch and Wheel.....	366-373
Mirrors.....	373-381
Bike Carriers & Cargo Carriers.....	383-386
Tires,Wheels, & Accessories.....	387-396
Tire Carriers ,Chocks & Levelers.....	387-391
Spare Tire Covers.....	391-392
Hub Covers.....	392
TPMS Kits.....	393
Tires & Wheels.....	393-396
Tow Bars.....	397-405
Marine Parts & Accessories.....	406-421
Rollers & Shafts.....	406-412
Brackets & U-bolts.....	413-418
Bunk Carpet.....	419
Boat Guides & Accesories.....	420
Winches & Accesories.....	421

Inside ToC

Accessories, Interior Accessories



STARTER KIT STANDARD

Kit includes: 10' drinking water hose, 15 amp M to 30 amp F electrical adapter, 3 pack TST Max, standard 10' sewer hose with pre-attached straight hose adapter and 4 pack 1-ply toilet tissue.



Order No.	MFG#	Description
104-4761	47807	STARTER KIT STANDARD BOXED



STARTER KIT BUCKET

Kit includes: bucket, HTS 10' sewer hose with pre-attached fitting, 3-pack TST orange powder drop-ins, 15 amp M to 30 amp F electrical adapter, RV wash and wax 32 oz. with sponge and 4-pack 1-ply toilet tissue.



Order No.	MFG#	Description
104-4760	44760	STARTER KIT BUCKET



STARTER KIT DELUXE

Kit includes: 25' drinking water hose, water pressure regulator, 15 amp F to 30 amp M electrical adapter, 5-pack TST max, 10' sewer hose with pre-attached straight hose adapter and 4-pack 1-ply toilet tissue.



Order No.	MFG#	Description
104-4771	47808	STARTER KIT DELUXE BOXED



STARTER KIT PREMIUM

Camco's convenient starter boxed kit is the easy way to outfit your RV with the basic accessories you need to start the season out right. The premium starter boxed kit includes: 1- 25 foot drinking hose, 1-bayonet with elbow, 1-4-in-1 quick connect sewer fitting, 1-10 ft heavy duty hose assembly, 1-brass water pressure regulator, 2- rolls of 2ply tst toilet tissue, 10- tst orange drop-ins, and 1- 15m/30f power grip adapter.



Order No.	MFG#	Description
104-7809	47809	STARTER KIT PREMIUM BOXED KIT



FIRE EXTINGUISHER 5BC

Suitable for use on Class B (liquids & gases) and Class C fires (energized electrical equipment). Unit is fitted with a "one touch" pressure check device to ensure reliable performance. It is manufactured from lightweight aluminum and a tough nylon valve assembly. includes a mounting bracket, UL listed, UL rated 5-B:C.



Order No.	MFG#	Description
109-5000	466294MTL	FIRE EXTINGUISHER 5BC W/BRACKET

Accessories, Interior Accessories



POP-A-BAG

Store grocery bags, trash bags and dryer sheets efficiently. Plastic bag holder/dispenser mounts easily on walls or inside cabinets with screws or double-sided tape. Holds up to 25 grocery bags. Patented.



Order No.	MFG#	Description
108-1410	57061	POP-A-BAG WHITE



POP-A-PLATE

Save space and store 100 nine-inch paper or plastic plates under your cabinet or shelf. Mounts easily. Patented.



Order No.	MFG#	Description
108-1110	57001	POP-A-PLATE WHITE



SLIP STOP



Keep everything safe and secure by preventing slipping and sliding. Washable, easily trimmed material works in tool boxes, rugs, van floors, shelves, dash boards or anywhere things slide around or rattle in your RV. Use as a liner between plates, cups and appliances.

Order No.	MFG#	Description
104-3273	43278	SLIP STOP 1'X12' ROLL SLATE BLUE

Accessories, Interior Accessories

CAMCO

MINI POP-UP CONTAINER



Collapsible Utility Containers are great for laundry, tack or trash, can be easily moved around to accommodate a variety of needs. Each one features a durable liner, padded handles and a stake to secure it in place. The standard container has a lid that zips closed.

Order No.	MFG#	Description
424-2903	42903	MINI POP-UP UTILITY CONTAINER

CAMCO

ADJUSTABLE BROOM WITH DUST PAN

Full size broom telescopes down to store compactly. Soft-bristled head adjusts to different angles for maximum cleaning power. Handle length is adjustable, too! Handy dustpan clips onto broom handle for storage.



Order No.	MFG#	Description
104-3623	43623	RV/MARINE BROOM W/ DUST PAN CAMCO# 43623

Accessories, Interior Accessories

CAMCO

DISH DRAINER



Fits RV sinks, and is sized just right for limited counter space. Sloped drainer tray keeps counters dry. Drain tray snaps on top of rack for handy storage. Durable heavy-duty construction. Measures 9.50" x 11.69" x 4.75".

Order No.	MFG#	Description
104-3511	43511	MINI DISH DRAINER CAMCO# 43511 (WHT)
104-3512	43512	MINI DISH STRAINER CAMCO# 43512 (BLK)

CAMCO

FRIDGE AIRATOR, CAMCO



Cool your RV fridge evenly and keep food fresher. High-volume air circulator absorbs odors with replaceable activated charcoal filter. Battery operated.

Order No.	MFG#	Description
104-4123	44123	FRIDGE AIRATOR, CAMCO 44123

Accessories, Interior Accessories



ICE CUBE TRAYS



Small trays fit perfectly into RV, marine or dorm freezers. Provides small size cubes for quick freezing. (9" x 4" x 1")

Order No.	MFG#	Description
104-4100	44100	ICE CUBE TRAYS - MINI



REFRIGERATOR BARS



Keep order in your RV refrigerator and cupboards during travel. Spring loaded bars keep items in place. Refrigerator bars extend from 16" to 28".

Order No.	MFG#	Description
304-4053	44053	REFRIGERATOR BAR SINGLE BAR (3PK) WHITE
304-4073	44073	REFRIGERATOR BAR DOUBLE BAR (1PK) WHITE

Accessories, Interior Accessories



9" FOLDING STEP



Sturdy 9 inch folding step stool that is ideal for RV'ers with a 300 pound capacity for sitting or stepping. Available in White, black, blue or red. 1 year manufacturers warranty.

Order No.	MFG#	Description
697-8001	56-978001	9" FOLDING STEP WHITE
697-8002	56-978002	9" FOLDING STEP BLACK
697-8003	56-978003	9" FOLDING STEP RED
697-8004	56-978004	9" FOLDING STEP BLUE

Accessories, Outdoor Accessories



COLLAPSIBLE RAKE

Keep your campsite neat with this full-size compactable rake. Opens to 60" long with a 22" wide rake end. Folds down to 30" x 8.5" to easily fit in a storage compartment.



Order No.	MFG#	Description
424-2171	42171	RAKE , COLLAPSIBLE



WASH BRUSH ADJUSTABLE

Adjusts from 40" to 66" long. Built in ON/OFF switch provides full water control. Versatile brush features an 11" wide cleaning head with two types of bristles for maximum cleaning power: white bristles lifts dirt and gray bristles brush it away.




Order No.	MFG#	Description
104-3633	43633	WASH BRUSH ADJ. HANDLE

Appliances

FURRION

AIR CONDITIONER CHILL AIR MODELS



A better way to beat heat. Our dual fan technology is not only more quiet but its 25% more efficient than the single fan units. Avail in Black or White and in 14.5 or 15.5.

**SPECIAL ORDER

Order No.	MFG#	Description
729-1924	2021123613	WHITE 14.5 BTU AIR CONDITIONER (FACR14SA-PS)
732-1469	2021123563	BLACK 14.5 BTU AIR CONDITIONER (FACR14SA-BL)
729-1925	2021123799	WHITE 15.5 BTU AIR CONDITIONER (FACR15SA-PS)
732-1471	2021123630	BLACK 15.5 BTU AIR CONDITIONER (FACR15SA-BL)
729-1926	2021123818	AIR DISTRIBUTION BOX W/ MANUAL CONTROLS (WHT) FACT11MA-PS
729-1927	2021123781	AIR DISTRIBUTION BOX FOR UNITS W/ WALL TSTAT (WHT) FACT12SA-PS
729-1928	2021123796	AIR DISTRIBUTION BOX W/ LED LIGHTS FOR WALL MOUNTED TSTAT (WHT) FACT12LA-PS

Duo-Therm
The Pioneers of RV Air Conditioning

RETURN AIR KITS (DUCTED AIR)



Return air kit for ducted air conditioner system. Will only work with Brisk Air models.

Order No.	MFG#	Description
253-5013	3105935.047	DOMETIC # 3105935.013 POLAR WHITE

Duo-Therm
The Pioneers of RV Air Conditioning

AIR CONDITIONER ADD-ON HEAT STRIP

Add to your Penguin or Brisk Air to take away the morning or evening chill. Not designed for use on Quick Cool Heat Pump or High Efficiency Brisk Air units. Will not fit ducted models.



Order No.	MFG#	Description
252-1030	3314998.000	HEAT KIT ADD-ON DUO-THERM

Duo-Therm
The Pioneers of RV Air Conditioning

AIR CONDITIONER BRISK AIR MODELS

With the BriskAir, a sleek shroud minimizes wind drag. A 3-speed blower motor and washable return air filter produce airflows that are cool and clean. 11000 BTU, 13500 BTU, and 15000 BTU capacities available. Ceiling assemblies sold separately. 3 year limited warranty.



Order No.	MFG#	Description
251-3500	B57915.XX1CO	DUO THERM BRISK AIR II 13500 A/C (POLAR WHITE)
252-3019	3314851.000A	CEILING ASSY DUO THERM BRISK AIR II POLAR WHITE
251-3502	B57915.XX1JO	DOU THERM BRISK AIR II 13500 A/C (BLACK)
251-4464	B59516.XX1CO	DOU THERM BRISK AIR II 15000 A/C (WHITE)
251-9516	B59516.XX1JO	DOU THERM BRISK AIR II 15000 A/C (BLACK)

Duo-Therm
The Pioneers of RV Air Conditioning

AIR CONDITIONER SHROUD BRISK AIR



New Style Fits Brisk Air II models

Old Style fits Brisk Air models

Order No.	MFG#	Description
254-7009	3309518.003	SHROUD DUOTHERM BRISKAIR POLAR WHITE- OLD STYLE
254-7010	3315332.000	SHROUD DOUTHERM BRISKAIR II POLAR WHITE- NEW STYLE
254-4010	3309364.010	SHROUD DOUTHERM BRISKAIR BLACK- OLD STYLE
254-2001	3315332.001	SHROUD DOUTHERM BRISK AIR II BLACK- NEW STYLE

Appliances



AIR CONDITIONER FOAM FILTER

1.6" X 12" foam A/C filter



Order No.	MFG#	Description
251-5003	3108015.003	FILTER AIR BOX DUO THERM



AIR CONDITIONER GASKET KIT UNIVERSAL ROOF

High density kit: 14" x 14" kit, includes a self-adhesive picture frame gasket and two self-adhesive foam leveling pads (7/8" x 1-7/16" x 18" and 5/16" x 1-7/16" x 18") for a universal fit.



Order No.	MFG#	Description
259-5071	25071	A/C GASKET KIT HI DENSITY



WALL THERMOSTAT

Heat and Cool wall thermostat single-stage only. Not designed for multi speed A/C units.



Order No.	MFG#	Description
259-9221	09221	09221 HEAT/COOL
259-9231	09231	09231 HEAT ONLY



FURNACES



Atwood furnaces available in many sizes and styles to fit your needs. Contact Detroit Hitch or visit www.atwoodmobile.com for specs.

SPECIAL ORDER ONLY



FLOOR REGISTER

Original replacement floor heating registers. Molded thermoplastic construction will not rust or fade and has solid color throughout so it will not peel or flake. Rounded corners for safety and extra wide flange will hide any area left by previous registers. Meets or exceeds H.U.D. and R.V.I.A. specifications.



Order No.	MFG#	Description
259-8601	288-86-AB-PW-A	REGISTER W/DAMPER P-WHT PKGD



REFRIDGERATORS



Dometic refrigerators available in many style and size to fit your needs. Please contact us for sizes and pricing or visit www.dometic.com/RV

SPECIAL ORDER ONLY



FURNACE INSECT SCREEN COLEMAN HYDROFLAME SOL-AIRE SUBURBAN

For Coleman, Hydroflame, Sol-Aire, and Suburban outside furnace fittings. Prevents damage caused by wasps, mud dauber nests, birds and rodents.



Order No.	MFG#	Description
424-2140	42140	FUR100 SCREEN SOL-A COLE HF SUB

Appliances

CAMCO

FURNACE INSECT SCREEN ATWOOD FURNACE



Wasps, mud dauber nests, birds and rodents pose a serious threat to your RV furnace. These and other pests can enter through vents and openings and cause serious damage by building nests that interfere with airflow in and out of your furnace. Protect your valuable investment by installing Camco's Flying Insect Screen. This easy to install screen helps ensure that your furnace and fan stay safe from unwanted pests. The Camco 42155 Flying Insect Screen is designed for compatibility with Atwood AFMD model furnaces. It is made of heavy-duty stainless steel to last through many camping seasons.

Order No.	MFG#	Description
424-2155	42155	INSECT SCREEN ATWOOD FURNACE

CAMCO

FURNACE INSECT SCREEN ATWOOD 2004



For 2004 Atwood outside furnace fittings. Prevents damage caused by wasps, mud dauber nests, birds and rodents.

Order No.	MFG#	Description
424-2144	42144	FUR500 SCREEN ATWOOD 2004

CAMCO

FURNACE INSECT SCREEN HYDROFLAME 8500 SERIES



For Hydroflame 8500 series outside furnace fittings. Prevents damage caused by wasps, mud dauber nests, birds and rodents.

Order No.	MFG#	Description
424-2142	42142	FUR300 SCREEN HF 8500

CAMCO

FURNACE INSECT SCREEN DUO-THERM SUBURBAN



For Duo-Therm and Suburban outside furnace fittings. Prevents damage caused by wasps, mud dauber nests, birds and rodents.

Order No.	MFG#	Description
424-2141	42141	FUR200 SCREEN DUO-T & SUB

CAMCO

STOVE INSECT SCREEN



For RV stove vents. Prevents damage caused by wasps, mud dauber nests, birds and rodents.

Order No.	MFG#	Description
424-2147	42147	ST500 SCREEN RV STOVE VENTS

CAMCO

REFRIGERATOR VENT INSECT SCREEN



Prevents damage caused by wasps, mud dauber nests, birds and rodents.

Order No.	Fits	MFG#	Description
424-2149	DOMETIC	42149	RS600 SCREEN RV FRIG VENTS W/ 20X 1-1/2 LOUVERS

CAMCO

WATER HEATER INSECT SCREEN NEW SUB.



Wasps, mud dauber nests, birds and rodents pose a serious threat to your RV water heater, furnace and stove. They can enter through vents and openings and cause serious damage by building nests that interfere with air flow. Protect your valuable investment by purchasing and installing Camco's Flying Insect Screens. These easy-to-install screens will help ensure that your vents stay free from costly invasion by unwanted pests.

Order No.	MFG#	Description
424-2150	42150	WH200 FITS SUBURBAN 6 & 10 GAL. NEW STYLE
424-2151	42151	WH400 FITS SUBURBAN 6 GAL FLUSH MNT

CAMCO

WATER HEATER INSECT SCREEN



Prevents damage caused by wasps, mud dauber nests, birds and rodents.

Order No.	Fits	MFG#	Description
424-2145	ATWOOD 6 & 10 GALLON SUBURBAN 6 GALLON	42145	WH500 SCREEN ATW 6 & 10 SUB 6
424-2146	SUBURBAN 10 GALLON	42146	WH600 SCREEN SUB 10



PLUMBING VENT INSECT SCREEN



Wasps, mud dauber nests, birds and rodents pose a serious threat to your RV water heater, furnace and stove. They can enter through vents and openings and cause serious damage by building nests that interfere with air flow. Protect your valuable investment by purchasing and installing Camco's Flying Insect Screens. These easy-to-install screens will help ensure that your vents stay free from costly invasion by unwanted pests.

Order No.	MFG#	Description
424-2152	42152	PL100 FITS PLUMBING VENTS

Antenna & Phone Parts



SATELLITE DISH

Many different styles available. Contact Detroit Hitch or visit www.winegard.com for all options available.

SPECIAL ORDER ONLY



OMNIDIRECTIONAL ROOFTOP ANTENNA



This aerodynamic antenna provides automatic 360 degree signal reception to receive stable VHF/UHF/FM and AM frequencies when you're on the move. It's been designed and engineered to withstand the toughest rooftop conditions without compromising on its powerful performance capabilities.

Quick Facts

- 360 signal reception
- AM & FM signal
- Aerodynamic design
- UV resistant
- Double the signal strength
- HD TV compatible
- Furrion® Reference Number: FAN73B7C

Order No.	MFG#	Description
729-0920	2021123795	ANTENNA OMNIDIRECTIONAL ROOFTOP MOUNT (BLACK) FAN73B7C-BL-A



4G LTE ACCESS POINT AND WIFI BOOSTER



The LTE Wi-Fi Router provides speeds up to 150Mbps and has a WiFi booster for improved signal strength, with Gigabit Ethernet connections to easily provide wired connections to multiple devices.

Offering a secure private connection to ensure your information is safe; LTE WiFi Router has a built in firewall and its instant connection history ensures only recognized devices are connected and alerts users if an unfamiliar device tries to connect.

Slide in design

- Fast LTE internet access
- Auto detect web login / security check
- WPS supported
- Instant connection history
- Dual-band WiFi (2.4GHz and 5GHz)
- 2x Gigabit Ethernet

Order No.	MFG#	Description
693-0969	2021123819	WIFI BOOSTER 4G LTE W/ CEILING BRKT. (FAN17B83)

Antenna & Phone Parts



RAYZAR Z1 ANTENNA



The Rayzar z1 is sold both as a complete unit and as the antenna head with adapter. The RV antenna and mount stand at a mere 8.4" for maximum aerodynamic functionality without compromising performance. When attached to the Sensor boom the footprint is at 5.5" when lowered. The Rayzar z1 RV antenna is compatible with the existing Sensor antenna's wiring and power supply so retrofitting your current Sensor lift with the Rayzar z1 RV antenna is a quick and easy process.

Order No.	MFG#	Description
210-0600	RZ-6000	Z1 RAYZAR ANTENNA W/ MOUNT (WHITE)
210-6035	RZ-6035	Z1 RAYZAR ANTENNA W/ MOUNT (BLACK)
210-5000	RZ-5000	Z1 RAYZAR ANTENNA W/ RETRO FIT MOUNT (WHITE)
210-5035		Z1 RAYZAR ANTENNA W/ RETRO FIT MOUNT (BLACK)



ANTENNA SENSAR RV-3095

DH # 210-3000 RV-3095 Directional digital ready HDTV with built in amplifier, stows to 4" while traveling. Stationary use only.

DH # 210-7090 RV -7095 Includes only the amplified antenna head and lift with white interior control parts.



Order No.	MFG#	Description
210-3000	RV-3095	ANTENNA WINEGARD RV-3095



ANTENNA REPLACEMENT HEAD SENSAR III

Replacement head for RV amplified antenna systems such as RV7004A, RV3090A, RV7090A. 75 ohm Sensor has built in amplifier and unique circuitry for clear VHF/UHF reception when parked.

Order No.	MFG#	Description
210-0021	RV-2005	SENSOR RELACEMENT HEAD RV-2005



ANTENNA HEAD SENSAR IV W/WINGMAN



Sensar IV DTV/HDTV replacement head only compatible with Sensar II and III lift assembly. Requires minimum of 16" from the boom to edge of vehicle or nearest obstruction.

Order No.	MFG#	Description
210-0205	RVW-205	ANTENNA HEAD SENSAR IV W/WING (WHITE)
210-2005	RVW-205B	ANTENNA HEAD SENSAR IV W/WING (BLACK)



ANTENNA SENSAR IV W/WINGMAN



Sensar III antenna integrated with UHF enhanced Wingman. Can be raised, lowered and rotated with hand crank from inside of RV. Lowers to 4" above roof when traveling. Requires 46-1/4" L x 15-1/4" W unobstructed roof space while stowed.

Order No.	MFG#	Description
210-0395	RVW-0395	ANTENNA SENSAR IV W/WINGMAN



WINGMAN

Attaches with 4 simple snap-on screws to Sensor head to increase UHF performance.

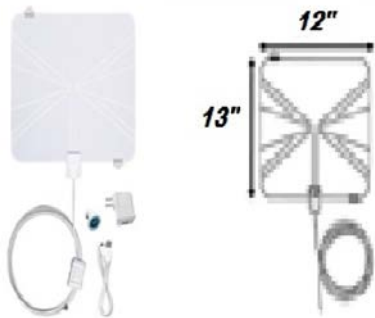


Order No.	MFG#	Description
210-9999	RV-WING	WINGMAN DTV UPG SENSAR HEAD

Antenna & Phone Parts



ANTENNA RAYZAR HD



Features -

- True HD quality that rivals cable
- No monthly fees
- Ultra thin size that is completely reversible
- Low noise amplifier
- Easy to set up and reposition
- No permanent installation
- Watch top rated shows
- Built for the mobile lifestyle, the rayzar amped is perfect for Pop-up Campers, RVs, Tailgating, Trucking and more

In The Box -

- RAYZAR RV-RZ85 Amplified TV Antenna
- 2 Suction Cup Clips
- 18.5' Mini Coaxial Cable(Attached to Antenna)
- 3' USB Power Cable
- 12V Adapter and 110V Wall Adapter
- 90 Day Limited Warranty

Order No.	MFG#	Description
210-0085	RV-Z85	ANTENNA RAYZAR WINEGARD RZ85



ANTENNA DIRECTIONAL HANDLES

Available in Ivory or White.



Order No.	MFG#	Description
210-0060	RP-6200	DIRECTIONAL HANDLE WINEGARD IVORY
210-0063	RP-6300	DIRECTIONAL HANDLE WINEGARD WHITE



ANTENNA ELEVATING CRANK HANDLES

Elevating cranks round/hex shaft for Winegard Sensor antennas.



Order No.	MFG#	Description
210-5895	RP-5895	ELEVATING CRANK HEX SHAFT WINGARD IVORY
210-6795	RP-6795	ELEVATING CRANK HEX SHAFT WINGARD WHITE



ANTENNA ELEVATING GEAR

Elevating gear Winegard # RP-3000.



Order No.	MFG#	Description
210-0030	RP-3000	ELEVATING GEAR WNEGARD



ANTENNA POWER SUPPLY WALL PLATE

Cable ready 12 volt DC power supply with polyfuse in a flush wall plate. 75 ohm coaxial input and output connection, 2-way splitter for cable or RV antenna, + 12 volt DC cigarette lighter receptacle for TV set plug-in. Use with Winegard amplified antennas only.



Order No.	MFG#	Description
210-7041	RP-7042	POWER SUPPLY WINEGARD- POLAR WHITE



ANTENNA ROOF-THRU PLATE

Aluminum weatherproof entry plate has 75 ohm F-connector on both sides. Screws to roof or side of RV.



Order No.	MFG#	Description
210-1010	RJ-1010	ROOF PLATE WINEGARD



ANTENNA SPRING SENSOR

Spring for Sensor antenna Winegard # RP-6822.



Order No.	MFG#	Description
210-6822	RP-6822	SPRING WINEGARD



ANTENNA THICK ROOF KIT

For RV roofs 5" to 6-3/4" thick. Kit includes a 12-1/4" elevating shaft and a 2-3/4" directional handle extension.



Order No.	MFG#	Description
210-0042	RP-4200	THICK ROOF KIT WINEGARD



ANTENNA WEDGE PLATE ADAPTOR

Adapts antenna to roof line.



Order No.	MFG#	Description
210-0010	RW-2000	WEDGE PLATE ADAPTOR

Antenna & Phone Parts



ANTENNA WORM GEAR & SHAFT

Worm gear and shaft Winegard # RP-4000.



Order No.	MFG#	Description
210-0040	RP-4000	GEAR & SHAFT WINEGARD RP-4000



CABLE TV AND PHONE ROUND PLATE

Round cable TV or phone plate. Constructed not to rust, fade or discolor. Easy installation, simply attach your cable or phone wires and place putty tape around base and mount with three screws. Comes with a rubber dust cover. Available in polar, colonial white & black. Replacement dust cover can be purchased separately.



CTV DUST CVR PHONE

Order No.	MFG#	Description
212-4772	476-B-2-A	CABLE TV ROUND PLATE POLAR WHITE 1/PKG.



CABLE TV DUAL PLUGS

Dual cable TV plugs. Flush mounted panel built of durable plastic that resists rust, UV rays and discoloring. One piece unit with cable plug covers built in makes this the perfect addition for use where satellite and cable TV are available. Polar White.



Dimensions:
Cut Out Dim. 2-1/2"
Outside Dim. 3" H x 4" W

Order No.	MFG#	Description
212-5332	543-B-2-A	CABLE TV DUAL PLUGS POLAR WHITE 1/PKG.



CABLE TV AND PHONE PLUG

One piece Phone/Cable Plate is constructed of durable plastic that won't rust, fade or discolor. Access covers are constructed as part of the plate. Easy installation or replacement anywhere a cable TV and phone hookup is needed.



Dimensions:
Cut Out Dim. 2-1/2"
Outside Dim. 3" H x 4" W

Order No.	MFG#	Description
212-5432	543-A-2-A	CABLE TV AND PHONE PLUG POLAR WHITE 1/PKG.



TV PLATE INTERIOR CABLE/SAT

Interior Cable TV Plate has a 75 ohm F-Style connection. Works for any F-Style TV or satellite installations.



Order No.	MFG#	Description
212-7785	47785	TV PLATE INTERIOR CABLE/SAT POLAR WHITE 1/PKG.



TV PLATE SQUARE EXTERIOR CABLE/SAT

Square Cable TV Plate comes with a 75 ohm F-Style connector for use with cable TV connections or satellite hook-ups. Comes with a rubber dust cover. Replacement dust cover can be purchased separately.



Order No.	MFG#	Description
212-7795	47795	TV PLATE SQUARE EXTERIOR CABLE/SAT POLAR WHITE 1/PKG.
212-8705	47805	TV PLATE SQUARE EXTERIOR DUST COVER ONLY POLAR WHITE 1/PKG.



TV JACK EXTERIOR

This unit comes with a 75 ohm F-Style connector and a flip-up door that stays open for easier access. It is constructed of durable polypropylene for a long life.



Order No.	MFG#	Description
212-7755	47755	TV JACK EXTERIOR POLAR WHITE 1/PKG.



TV INSTALLATION KIT INT/EXT

Comes complete with everything you need to install a cable TV hookup in your RV. The kit includes: interior plate, exterior weatherproof plate and 6' of our RG6 satellite ready coax.



Order No.	MFG#	Description
212-7815	47815	TV INSTALLATION KIT INT/EXT POLAR WHITE 1/PKG.

Awnings & Vinyl Covers, LCI Awning & Slide Toppers



AWNING FRTA ASSEMBLY & HARDWARE SOLERA

Many sizes and models available. Hardware and frta have to be ordered separate.
Contact Detroit Hitch for all available options
SPECIAL ORDER ONLY



SMART ARM CONTROLLER AND HARNESS



Controller & Touch Pad for LCI smart arm.

Order No.	MFG#	Description
717-0666	717666	CONTROLLER & TOUCH PAD
677-0994	677994	HARNESS FOR CONTROLLER

Awnings & Vinyl Covers, LCI Awning & Slide Toppers



LCI SLIDE TOPPER - WHITE

- Attractive and economical protection for your slide-out
- Full coverage over the slide-out roof and the RV sidewall slide-out opening
- Blocks leaves, bird droppings, branches and debris
- Automatically retracts and extends with slide-out
- Fits slides ranging from 66" to 192" long and extending up to 48"
- Comes complete with awning rail and all mounting brackets



Order No.	MFG#	Description
165-3273	V000163273	66" WHITE SLIDE TOPPER
165-3274	V000163274	72" WHITE SLIDE TOPPER
165-3279	V000163279	78" WHITE SLIDE TOPPER

Order No.	MFG#	Description
165-3285	V000163285	84" WHITE SLIDE TOPPER
165-3287	V000163287	90" WHITE SLIDE TOPPER
165-3288	V000163288	96" WHITE SLIDE TOPPER

Awnings & Vinyl Covers, LCI Awning & Slide Toppers



LCI SLIDE TOPPER - WHITE (continued)

Order No.	MFG#	Description
165-3289	V000163289	102" WHITE SLIDE TOPPER
165-3290	V000163290	108" WHITE SLIDE TOPPER
165-3291	V000163291	114" WHITE SLIDE TOPPER
165-3292	V000163292	120" WHITE SLIDE TOPPER
165-3293	V000163293	126" WHITE SLIDE TOPPER
165-3294	V000163294	132" WHITE SLIDE TOPPER
165-3295	V000163295	138" WHITE SLIDE TOPPER

Order No.	MFG#	Description
165-9496	V000139496	144" WHITE SLIDE TOPPER
165-3298	V000163298	150" WHITE SLIDE TOPPER
165-3299	V000163299	156" WHITE SLIDE TOPPER
165-3300	V000163300	162" WHITE SLIDE TOPPER
165-3301	V000163301	168" WHITE SLIDE TOPPER
165-3302	V000163302	174" WHITE SLIDE TOPPER
165-3303	V000163303	180" WHITE SLIDE TOPPER



LCI SLIDE TOPPERS - BLACK

- Attractive and economical protection for your slide-out • Full coverage over the slide-out roof and the RV sidewall slide-out opening • Blocks leaves, bird droppings, branches and debris • Automatically retracts and extends with slide-out • Fits slides ranging from 66" to 192" long and extending up to 48" • Comes complete with awning rail and all mounting brackets



Order No.	MFG#	Description
165-8104	V000168104	66" BLACK SLIDE TOPPER
165-1482	V000231482	72" BLACK SLIDE TOPPER
165-0063	V000165063	78" BLACK SLIDE TOPPER
165-8105	V000168105	84" BLACK SLIDE TOPPER
165-0062	V000165062	90" BLACK SLIDE TOPPER
165-8106	V000168106	96" BLACK SLIDE TOPPER
165-8107	V000168107	102" BLACK SLIDE TOPPER
165-8108	V000168108	108" BLACK SLIDE TOPPER
165-8325	V000168325	114" BLACK SLIDE TOPPER
165-1461	V000251461	120" BLACK SLIDE TOPPER

Order No.	MFG#	Description
165-2037	V000182037	126" BLACK SLIDE TOPPER
165-8326	V000168326	132" BLACK SLIDE TOPPER
165-4673	V000184673	138" BLACK SLIDE TOPPER
165-8328	V000168328	144" BLACK SLIDE TOPPER
165-7334	V000177334	150" BLACK SLIDE TOPPER
165-0061	V000165061	156" BLACK SLIDE TOPPER
165-8109	V000168109	162" BLACK SLIDE TOPPER
165-8110	V000168110	168" BLACK SLIDE TOPPER
165-8112	V000168112	174" BLACK SLIDE TOPPER
165-1477	V000251477	180" BLACK SLIDE TOPPER

Awnings & Vinyl Covers, LCI Awning & Slide Toppers



REPLACEMENT FABRIC FOR SLIDE TOPPER



Our slide topper fabric is universal, fitting all three major patio awning brands

- Premium, 13.5 oz fabric - not the competition's 10 oz fabric
- Best of all, we offer a cut-to-fit option in a "Kleenex" style box, complete with easy-to-use roller. Just extend out the amount of fabric you need and cut
- Roll stays in place with plastic reel (competitors do not offer this)
- 5-year warranty on Solera Universal Slider fabric

Order No.	MFG#	Description
165-2252	432252	SLIDE TOPPER FABRIC 50 FT ROLL (WHITE)
165-2253	432253	SLIDE TOPPER FABRIC 50 FT ROLL (BLACK)



LCI SLIDE TOPPER HARDWARE

Replacement hardware and prep kit for new style LCI slide topper

Order No.	MFG#	Description
165-1627	701627	REPLACEMENT LCI HARDWARE (WHITE)
165-1665	701665	REPLACEMENT LCI HARDWARE (BLACK)
795-0355	795355	SLIDE TOPPER ACCESS KIT (WHITE) NEW STYLE PREP KIT
795-0354	795354	SLIDE TOPPER ACCESS KIT (BLACK) NEW STYLE PREP KIT

Awnings & Vinyl Covers, A&E Awnings & Parts



AWNING FRONT ROLLER TUBE ASSEMBLY 8500



Includes front roller tube, vinyl fabric and choice of Polar White or Color-coordinated heavy duty matching weather shield. Roller assemblies are #141 + Length + Color Code (XX) = Roller assembly item

Fabric color codes and color charts: Go to www.dometic.com to see color options

SPECIAL ORDER ONLY



AWNING HARDWARE SET UNIVERSAL



For A & E Elite 9000 and 8500 awnings. Include left and right main arms, rafter arms, top and bottom brackets and all required mounting screws.

Short: 62-5/8" Minimum to 79-1/8" Maximum

Long: 74-5/8" Minimum to 88-1/8" Maximum

Order No.	MFG#	Description
424-3000	8273000.401B	A&E UVSL HARDWARE TALL POLAR WHITE
140-4022	8273000.402B	A&E UVSL HARDWARE SHORT POLAR WHITE
424-0401	8273000.401U	A&E UVSL HARDWARE TALL BLACK

Awnings & Vinyl Covers, A&E Awnings & Parts



DELUXE SLIDE TOPPER

The A & E Slide Topper is designed to protect the top of an R.V.'s slide-out room from weather, debris and mildew. The Slide Topper will not work on rooms with a full extension greater than 44". Heavy-duty vinyl polar white fabric and weathershield.

*** SPECIAL ORDER ONLY ***



Order No.	MFG#	Description
142-0072	98001FJ.072U	SLIDE TOPPER DELUXE 72" BLACK
142-1172	98001CQ.072B	SLIDE TOPPER DELUXE 72" WHITE
142-0084	98001FJ.084U	SLIDE TOPPER DELUXE 84" BLACK
142-0184	98001CQ.084B	SLIDE TOPPER DELUXE 84" WHITE
142-0190	98001FJ.090U	SLIDE TOPPER DELUXE 90" BLACK
142-0090	98001CQ.090B	SLIDE TOPPER DELUXE 90" WHITE
142-0196	98001FJ.096U	SLIDE TOPPER DELUXE 96" BLACK
142-0096	98001CQ.096B	SLIDE TOPPER DELUXE 96" WHITE
142-1102	98001FJ.102U	SLIDE TOPPER DELUXE 102" BLACK

Order No.	MFG#	Description
142-0102	98001CQ.102B	SLIDE TOPPER DELUXE 102" WHITE
142-1108	98001FJ.108U	SLIDE TOPPER DELUXE 108" BLACK
142-0108	98001CQ.108B	SLIDE TOPPER DELUXE 108" WHITE
142-0150	98001FJ.150U	SLIDE TOPPER DELUXE 150" BLACK
142-1150	98001CQ.150B	SLIDE TOPPER DELUXE 150" WHITE
142-0156	98001FJ.156U	SLIDE TOPPER DELUXE 156" BLACK
142-1156	98001CQ.156B	SLIDE TOPPER DELUXE 156" WHITE
142-1162	98001FJ.162U	SLIDE TOPPER DELUXE 162" BLACK
142-0162	98001CQ.162B	SLIDE TOPPER DELUXE 162" WHITE

Awnings & Vinyl Covers, A&E Awnings & Parts



DELUXE SLIDE TOPPER (continued)

Order No.	MFG#	Description
142-0168	98001FJ.168U	SIDE TOPPER DELUXE 168" BLACK
142-1168	98001CQ.168B	SLIDE TOPPER DELUXE 168" WHITE
142-0174	98001FJ.174U	SLIDE TOPPER DELUXE 174" BLACK
142-0180	98001FJ.180U	SLIDE TOPPER DELUXE 180" BLACK

Awnings & Vinyl Covers, A&E Awnings & Parts



SLIDE TOPPER SPACER KITS



N.S. AND O.S. Slide Topper Spacer Kits

Order No.	ref	MFG#	Description
310-0198	A	3107198.347U	SLIDE TOPPER SPACER KIT NS (BLK)
310-7198	A	3107198.347B	SLIDE TOPPER SPACER KIT NS (WHT)
310-7940		3107940.003	SLIDE TOPPER SPACER KIT OS



AWNING LIFT HANDLE

A&E lift handle fits most 8500, 9000 and Sunchaser awnings.



Order No.	MFG#	Description
198-3644	830644	LIFT HANDLE DELUXE
198-3023	830023P001	PUSH BUTTON ASSY

Order No.	MFG#	Description
142-0118	9800018.401U	TALL HARDWARE BLACK
142-0401	9800018.401B	TALL HARDWARE WHITE
142-1118	9800018.402U	SHORT HARDWARE BLACK
142-8111	9800018.402B	SHORT HARDWARE WHITE

Awnings & Vinyl Covers, A&E Awnings & Parts



AWNING RAFTER KNOB A&E OPTIMA



For the Optima Series.

Order No.	MFG#	Description
198-5421	3311578.001	KNOB ASSEM KIT A&E SUPP ARMS



AWNING SLIDER CATCH ASSEMBLY

Replacement slider catch assembly for A&E awnings.



Order No.	MFG#	Description
198-3472	830472P002	SLIDER CATCH ASSY A&E



AWNING PULL ROD

46" awning pull rod powder coated fits Dometic and other brands.



Order No.	MFG#	Description
199-1521	830152.102	AWNING PULL ROD

Awnings & Vinyl Covers, A&E Awnings & Parts



AWNING PULL STRAP

94-1/2" pull strap has a flexible rubber insert to keep the loop open for easier engagement of the operating wand. It flattens when the awning is closed. Fits all A&E automatic roll-up awnings.



Order No.	MFG#	Description
199-4001	94001	PULL STRAP A&E

Awnings & Vinyl Covers, Carefree Awnings & Parts



AWNING FRONT ROLLER TUBE AND HARDWARE

Many sizes and models available. Hardware and F.R.T.A. have to be ordered separate.

Contact Detroit Hitch or visit www.carefreeofcolorado.com for all options avail.

SPECIAL ORDER ONLY



TOP BRACKET SPIRIT/FIESTA

Replacement top bracket for Carefree Spirit/Fiesta awnings



Order No.	MFG#	Description
199-1218	90108W-MP	TOP BRKT WHITE

Awnings & Vinyl Covers, Misc. Awning Parts & Acc.



AWNING KNOBS

Exact replacements for Faulkner, A & E or Carefree awnings.



Order No.	MFG#	Description
194-2303	42303	KNOBS FAULKNER/A&E 2/PACK
194-2353	42363	KNOBS CAREFREE 2/PACK

Awnings & Vinyl Covers, Misc. Awning Parts & Acc.



AWNING DE-FLAPPER

Protects awning from costly rips and tears while preventing noisy wind flapping. De-Flapper holds securely with hook and loop fastener straps. Made of durable nylon with UV stabilizers, chemically resistant and rust proof. Universal fit. Soft, non-marring grippers protect awning fabric. Can be used with screen room in place. Patented.



Order No.	MFG#	Description
194-2063	42061	AWNING DEFLAPPER 2/PACK



AWNING DE-FLAPPER MAX

Larger version of the original De-Flapper with wider grippers to keep awning even more stable in wind or rain. Patented.




Order No.	MFG#	Description
194-2251	42251	AWNING DE-FLAPPER MAX 2/PACK



AWNING DOOR ROLLER

Roller mounts directly onto door to protect awnings from wear and tear without marring awning itself. Zinc-plated housing provides years of peak performance.



Order No.	MFG#	Description
194-2003	42003	AWNING DOOR ROLLER 1/PACK



AWNING SAVER SCREEN DOOR

Snap the plastic Awning Saver on the corner of the screen door and end ruined awnings. Snaps on quickly and easily without tools.



Order No.	MFG#	Description
194-2703	42073	AWNING SAVER SCREEN DOOR 2/PACK

TAPE AWNING REPAIR

3" x 15' roll repairs awnings, rainwear, tents and more. Aggressive waterproof adhesive, can be applied to damp surface.



Order No.	MFG#	Description
315-3848	42613	AWNING REPAIR TAPE CLEAR 3" W X15' L
315-2623	42623	AWNING REPAIR TAPE CLEAR 5" X 15'

Awnings & Vinyl Covers, Misc. Awning Parts & Acc.

CAMICO

AWNING MAT


Help keep dirt from being tracked into RV. Great for picnics and beach outings. Mat cleans easily with soap and water. Made of durable, mildew resistant materials, with rust resistant grommets and ground stakes included. Dark green woven design allows snow and rain to drain through mat. Size 7' x 15'. With handy Velcro strap for easy storage.



Order No.	MFG#	Description
194-2810	42810	AWNING MAT 7' X 15' GREEN

CAMICO

AWNING MAT 6X9



Reversible • Mold and Mildew Resistant • Lightweight • Easy to Clean • Folds Easily

Order No.	MFG#	Description
424-2873	42873	AWNING MAT 6X9 CHARCOAL STRIPE

CAMICO

AWNING MAT ANCHORS



Keep your awning mat flat with Awning Mat Anchors. Get rid of the rocks that you've been using to keep your awning mat from "bunching up" or blowing away. Set of four white plastic clips with hold-down nails will keep the awning mat flat on the ground. Low profile molded plastic.

Order No.	MFG#	Description
424-5631	45631	AWNING MAT ANCHORS 4PK WHITE

Awnings & Vinyl Covers, Misc. Awning Parts & Acc.

CAMICO

SPIRAL ANCHOR

Secures awning or can be used to secure pet outside. Swivel ring keeps pet's chain from wrapping around the stake.



Order No.	MFG#	Description
194-2572	42572	SPIRAL ANCHOR 1/PACK

CAMICO

AWNING STABILIZER KIT

Secure your awning economically. Extra holding power of spiral stakes works well in all kinds of soil and makes this unit ideal for securing in sandy soil. Tension units keep ropes securely taut. Easy-to-use kit stores compactly and fits all awning sizes.



Order No.	MFG#	Description
194-2563	42593	AWNING STABILIZER KIT 1/PACK

CAMICO

AWNING STRAP HOLD DOWN KIT

Secure awnings in breezy conditions through evenly distributed tension. Sturdy strap is wrinkle resistant with triangle rings to hold it flat and neat. Fits awnings up to 25'. Includes two steel 15" awning stakes. Once assembled, the unit is easily stored with no danger of lost parts.




Order No.	MFG#	Description
194-2514	09253	AWNING HOLD DOWN STRAP 1/PACK

CAMICO

PATIO LIGHT HANGERS

Hang party lights, signs, plants and more from your awning roller bar. The Fits-All RV party light holders slide easily into roller bar channel, and each hanger can support up to 15 pounds. Each holder has two sizes of channel insets; fits all automatic roll out awning roller bar channels. Patented.



Order No.	MFG#	Description
104-2693	42693	FITS-ALL PARTY LIGHT HOLDERS 7/PACK

CAMICO

PATIO LIGHT LANTERN SNAP

Attach patio lights, screens, canvas or poly film to your awning quickly and easily. Open one end, snap to awning fabric, then snap the other end to the lights, or push the flexible tabs into the awning roller bar channel and attach the snaps to the tabs. Durable metal construction.



Order No.	MFG#	Description
104-2713	42713	LANTERN SNAPS W/FLEX TAB 4/PACK

Awnings & Vinyl Covers, Misc. Awning Parts & Acc.

CAMCO

PATIO LIGHT HOLDER

Hang party lights quickly and easily. Individual holders made of strong, flexible rubber slide securely into the awning roller bar channel. Seven 8" plastic lanyards with metal hooks included in each pack to allow party lights to hang below RV awning valance.



Order No.	MFG#	Description
104-2703	42703	PARTY LITE HOLDER 7/PACK WSL

CAMCO

PARTY LIGHT HOLDERS - FABRIC



Sturdy sewn fabric tabs with grommets slide easily into your roller bar channel to hold lights, wind chimes and more. When storing awning, just remove the hooks; tabs can be left in place. Includes 7 tabs and hooks.

Order No.	MFG#	Description
424-2733	42733	FABRIC PARTY LIGHT HOLDER

Awnings & Vinyl Covers, RV, Wheel, LP Tank, & Air Conditioner Covers

CAMCO

COVER RV



Many styles and sizes available for fifth wheel, travel trailers, motorhomes (class C and A), toy haulers and truck campers. Please call for pricing.

Visit www.camco.net for specs or contact Detroit Hitch

SPECIAL ORDER ONLY

CAMCO

COVER AIR CONDITIONER



Vinyl covers protect your air conditioner from dirt, leaves and weather. Locking draw cord ensures a perfect fit. Helps keep out cold drafts.

Order No.	Fits	MFG#	Description
187-5269	DUO THERM BRISK AIR II	45269	A/C COVER - BRISK AIR II (BLK)
187-5399	DUO THERM BRISK AIR II	45399	A/C COVER - BRISK AIR II (WHT)

Awnings & Vinyl Covers, RV, Wheel, LP Tank, & Air Conditioner Covers

CAMCO

COVER CUSTOM FIT SPARE TIRE

Vinyl cover helps keep dirt, rain and sun away from spare tire. Heavy nylon thread helps ensure weatherproofing of seams.



Order No.	Fits Tire Size	MFG#	Description
187-5100	(480 x12) (530 x 12) Call for other sizes	45349	TIRE COVER MODEL O 21.5" WHT
187-5261	(480 x12) (530 x 12) Call for other sizes	45261	TIRE COVER MODEL O 21.5" BLK
187-5110	(175/80-13) (185/80-13) Call for other sizes	45348	TIRE COVER MODEL N 24" WHT
187-5260	(175/80-13) (185/80-13) Call for other sizes	45260	TIRE COVER MODEL N 24" BLK
187-5120	(205/70-14) Call for other sizes	45347	TIRE COVER MODEL L 25.5" WHT
187-5259	(205/70-14) Call for other sizes	45259	TIRE COVER MODEL L 25.5" BLK

Order No.	Fits Tire Size	MFG#	Description
187-5130	(205/75-15) (205/75-14) Call for other sizes	45346	TIRE COVER MODEL J 27" WHT
187-5258	(205/75-15) (205/75-14) Call for other sizes	45258	TIRE COVER MODEL J 27" BLK
187-5140	(215/75-14) Call for other sizes	45345	TIRE COVER MODEL I 28" WHT
187-5257	(215/75-14) Call for other sizes	45257	TIRE COVER MODEL I 28" BLK
187-5150	(225/75-15) Call for other sizes	45344	TIRE COVER MODEL F 29" WHT
187-5256	(225/75-15) Call for other sizes	45256	TIRE COVER MODEL F 29" BLK

Awnings & Vinyl Covers, RV, Wheel, LP Tank, & Air Conditioner Covers

Order No.	Fits Tire Size	MFG#	Description
187-5160	(235/75-16) Call for other sizes	45343	TIRE COVER MODEL E 29.75" WHT
187-5255	(235/75-16) Call for other sizes	45255	TIRE COVER MODEL E 29.75" BLK
187-5170	(235-85-16) Call for other sizes	45342	TIRE COVER MODEL C 31.25" WHT
187-5254	(235-85-16) Call for other sizes	45254	TIRE COVER MODEL C 31.25" BLK

Order No.	Fits Tire Size	MFG#	Description
187-5180	(255/85-16) (315/70-16) Call for other sizes	45341	TIRE COVER MODEL B 32.25" WHT
187-5253	(255/85-16) (315/70-16) Call for other sizes	45253	TIRE COVER MODEL B 32.25" BLK
187-5190	ALL 19.5" Wheels	45340	TIRE COVER MODELA 34" WHT
187-5252	ALL 19.5" Wheels	45252	TIRE COVER MODEL A 34" BLK

Awnings & Vinyl Covers, RV, Wheel, LP Tank, & Air Conditioner Covers



COVER RV WHEEL COVERS

Vinyl covers protect your tires and wheels from sun, dirt, corrosion and all types of weather while your vehicle is parked.



Order No.	Fits Tire Size	MFG#	Description
187-6230	(175/80-13) (185/80-13) Call for other sizes	45321	WHEEL COVER SNOW WHITE 24" - 26"
187-5246	(175/80-13) (185/80-13) Call for other sizes	45246	WHEEL COVER BLACK 24"-26"
187-6240	(205/75-14) (205/75-15) Call for other sizes	45322	WHEEL COVER SNOW WHITE 27" to 29"
187-5247	(205/75-14) (205/75-15) Call for other sizes	45247	WHEEL COVER BLACK 27"-29"
187-6250	(225/75-16) (235/80-16) (235/85r16) Call for other sizes	45323	WHEEL COVER SNOW WHITE 30" to 32"
187-5248	(225/75-16) (235/80-16) (235/85r16) Call for other sizes	45248	WHEEL COVER BLACK 30"-32"
187-6260	Fits all 19.5 wheels	45324	WHEEL COVER SNOW WHITE 33" - 35"

Awnings & Vinyl Covers, RV, Wheel, LP Tank, & Air Conditioner Covers



COVER RV WHEEL COVERS (continued)

Order No.	Fits Tire Size	MFG#	Description
187-5249	Fits all 19.5 wheels	45249	WHEEL COVER BLACK 33"-35"

Electrical, Observation Camera

FURRION

OBSERVATION CAMERA

Vehicle Observation. Ultimate safety and peace-of-mind with surround viewing for changing lanes, merging and making wide turns.

Features

- CMOS 120 degree viewing angle
- Infrared night vision
- 720x480 camera resolution
- Intelligent IR cut filter
- Motion detect
- IP65 waterproof
- Digital wireless
- Anti-glare
- Rear assist marker lines
- Security camera auto-wake
- Audio

*** NOTE THE SIDE CAMERA ONLY WORKS WITH THE 5" AND 7" SYSTEMS



Order No.	MFG#	Description
838-1556	2021123914	4.3" CAMERA SYSTEM W/ REAR SHARKFIN CAMERA (FOS43TASF)
732-0556	2021123881	5" CAMERA SYSTEM W/ REAR SHARKFIN CAMERA (FOS05TASF)
729-0936	2021123576	7" CAMERA SYSTEM W/ REAR SHARKFIN CAMERA (FOS07TASF)
733-0325	2021123791	SIDE CAMERA W/ MARKER LIGHT BRACKET LED (PAIR) FCE48TASH
733-0322	2021123624	REAR SHARKFIN BRACKET W/ CAMERA (FCN48TASF)
732-0048	2021123763	REAR MARKER LIGHT CAMERA (FCN48TASK)
732-0043	2021123891	4.3" CAMERA SYSTEM W/ MARKER LIGHT CAMERA (FOS43TASR)

Order No.	MFG#	Description
732-0005	2021123916	5" CAMERA SYSTEM W/ MARKER LIGHT CAMERA (FOS05TASR)
732-0007	2021123882	7" CAMERA SYSTEM W/ MARKER LIGHT CAMERA (FOS07TASR)
732-0015	2021123884	5" CAMERA SYSTEM W/ MARKER LIGHT CAMERA & 2- SIDE MARKER CAMERAS (FOS05TAED)
732-0017	2021123913	7" CAMERA SYSTEM W/ MARKER LIGHT CAMERA & 2- SIDE MARKER CAMERAS (FOS07TAED)
732-0117	2021123917	7" CAMERA SYSTEM W/ MARKER LIGHT CAMERA, 2- SIDE MARKER CAMERAS AND SHARKFIN CAMERA (FOS07TAPT)

Electrical, Adapters, Cords, & Receptacles

NOCO

AC PORT PLUG WITH 16" CORD



The GCP is an AC port plug with an integrated extension cable (16") that offers optimal flexibility and ease of installation. It can mount to the exterior of any vehicle to make charging port more accessible. Quickly plug-n-play with any extension cord. It requires zero cable modifications or hard wiring. Its sleek, ultra low profile design works seamlessly on any application and includes a snap-fit cap for a watertight seal. Perfect for engine block heaters, battery chargers, home improvement and much more- it has endless possibilities. Rated for use at 15 amps, 125 volts, UL certified and fits into any standard 2-inch hole size.

Order No.	MFG#	Description
610-0001	GCP1	AC PORT PLUG W/ 16 INCH CORD

NOCO

BATTERY CHARGER 2 AMP



One of our most powerful, highest performing, energy efficient, and compact chargers yet. The GENIUS2D is a 2 amp direct mount battery charger and battery maintainer engineered to be securely mounted nearby the battery. It is designed for all types of 12-volt lead-acid batteries, including flooded, gel, AGM and other maintenance free batteries

Order No.	MFG#	Description
610-0002	GENIUS2D	BATTERY CHARGER 2AMP

Electrical, Adapters, Cords, & Receptacles

NOCO

BOOST JUMP STARTER 1000A



- Compact, yet powerful lithium jump starter rated at 1000 amps- up to 20 jump starts on a single charge
- An ultra safe and mistake proof design with spark proof technology and reverse polarity protection, which allows it to safely connect to any battery
- An ultra bright 100 lumen LED flashlight with 7 light modes, including SOS and emergency strobe
- Recharge your personal devices on the go, like smartphones, tablets, e-watches and more- up to 4 smart phone recharges
- Designed for gas engines up to 6 liters and diesel engines up to 3 liters for cars, boats, lawn mowers and more.

Order No.	MFG#	Description
610-0040	GB40	BOOST JUMP STARTER 1000A

NOCO

BOOST JUMP STARTER 2000A



- Compact, yet powerful lithium jump starter rated at 2000 amps- up to 40 jump starts on a single charge
- An ultra safe and mistake proof design with spark proof technology and reverse polarity protection, which allows it to safely connect to any battery
- An ultra bright 400 lumen LED flashlight with 7 light modes, including SOS and emergency strobe
- Recharge your personal devices on the go, like smartphones, tablets, e-watches and more- up to 6 smart phone recharges
- Designed for gas engines up to 8 liters and diesel engines up to 6 liters for cars, boats, lawn mowers and more.

Order No.	MFG#	Description
610-0070	GB70	BOOST JUMP STARTER 2000A

Electrical, Adapters, Cords, & Receptacles

NOCO

BOOST JUMP STARTER 3000A



- Compact, yet powerful lithium jump starter rated at 3000 amps- up to 80 jump starts on a single charge
- An ultra safe and mistake proof design with spark proof technology and reverse polarity protection, which allows it to safely connect to any battery
- An ultra bright 500 lumen LED flashlight with 7 light modes, including SOS and emergency strobe
- Recharge your personal devices on the go, like smartphones, tablets, e-watches and more- up to 6 smart phone recharges
- Designed for gas engines up to 9 liters and diesel engines up to 7 liters for cars, boats, lawn mowers and more.

Order No.	MFG#	Description
610-0150	GB150	BOOST JUMP STARTER 3000A

ADAPTER TRI-ANGLE 30F/15M STRAIGHT

Rubber plug adapter 30F/15M tri-angle.



Order No.	MFG#	Description
551-0167	A10-1530A	30F/15M STRT. ADAPT. TRI-ANGLE

ADAPTER 30 AMP F TO 15 AMP M

Park adapter adapts a 30 Amp Female plug into a 15 Amp Male power source.



Order No.	MFG#	Description
551-0231	A10-1530ARD	ADAPTER 120V 30 AMP FEMALE TO 15 AMP MALE

Electrical, Adapters, Cords, & Receptacles

JR PRODUCTS



ADAPTER OFFSET 15 AMP M 30 AMP F

This unique offset design creates a twisting action on the 15 Amp male plug to help hold it more secure and assist in making a better contact. The adapter housing is made of durable PVC for lasting use and it's larger round body makes it easier to hold when plugging or unplugging your cords. CSA approved. 30 amp female - 15 amp male.

Order No.	MFG#	Description
551-3015	M-3024	ADAPTOR 120V 30/15 OFFSET BULK

ADAPTER 15 AMP TO 30 AMP RIGHT-ANGLE


15 AMP to 30 AMP right-angle RV adapter. Safely converts power for use at campgrounds, motor parks, and recreational areas.



Order No.	Description
551-3915	ADAPTOR 120V RIGHT ANGLE 15 AMP TO 30 AMP

CAMCO

DOGBONE ADAPTERS POWER GRIP



Camco Power Grip Dogbone adapters.

Order No.	Reference	MFG#	Description
555-5155	A	55155	EZ GRIP DOGBONE 30M/15F
555-5165	B	55165	EZ GRIP DOGBONE 15M/30F
555-5175	C	55175	EZ GRIP DOGBONE 50M/30F
555-5185	D	55185	EZ GRIP DOGBONE 30M/50F

Electrical, Adapters, Cords, & Receptacles

CAMCO

ADAPTER 15AM/30AF 12" DOGBONE



EZ Grip 30 Amp twist female end to 15 amp male end. 12" long both ends are 90 deg.

Order No.	MFG#	Description
555-5636	55635	ADAPTER 30AMP TWIST F/ 15AMP M (CAMCO# 55636)

CAMCO

ADAPTER 15AM/50AF 12" DOGBONE



Camco's 15 to 50 Amp Locking Adapter allows you to connect your RV's 50 Amp, marine-style inlet to your everyday 15 Amp power receptacle. The 90-degree outlet connection reduces strain on the cord and allows for easier connection in tight places, while the patented Power Grip handle design provides a solid grip, making for a hassle-free connection. The 12" adapter consists of a NEMA 5-15P plug and a NEMA SS2-50R receptacle separated by durable, long-lasting STW cord. Rated 15A/125V/1875W.

Order No.	MFG#	Description
555-5638	55638	ADAPTER 15A MALE /50A FEMALE TWIST 12" DOGBONE

Electrical, Adapters, Cords, & Receptacles

CAMCO

ADAPTER 30A TWIST LOCK F TO 30A MALE RV



- 30 AMP locking female (NEMA L5-30R) end and 30 AMP standard male (NEMA TT-30P)
- 18" long
- Use with marine-style 30 AMP RV power inlet
- Threaded locking ring creates a weatherproof connection

Order No.	MFG#	Description
555-5512	55512	ADAPTER 30A TWIST F TO 30A M RV END 18"

CAMCO

ADAPTER 30A TWIST F TO 30A MALE RV 90 DEG



Camco's RV Power Grip 90 degree 30 AMP female locking/30 AMP male standard dogbone adapter allows you to connect your marine-style 30 AMP RV power inlet to a standard power source. It features a 30 AMP standard male end and a 90 degree 30 AMP locking female end. The 90 degree connector reduces strain on the cord and allows easier connection in tight places. The threaded locking ring creates a weatherproof connection. It is 18" long and features the patented Power Grip handle for ease of use.

Order No.	MFG#	Description
555-5522	55522	90 DEGREE ADAPTER 30A TWIST FEM TO 30A RV MALE END

Electrical, Adapters, Cords, & Receptacles



ADAPTER 50 AMP M TO 30 F



18" park adapter 50 Amp male to 30 Amp female.

Order No.	Description
551-3150	ADAPTER 120V 50 AMP MALE TO 30 AMP FEMALE 18" L.

Electrical, Adapters, Cords, & Receptacles



GENERATOR ADAPTER CORD



Dogbones 12? adapters for connecting a generator with a L5-50 or L14-50 locking plug receptacle to a recreational vehicle that uses a standard RV cord set (TT-50) to connect to 120V AC shore power. 125V/3750w. Patented.

Order No.	MFG#	Description
555-5412	55412	POWER GRIP GEN. ADAPTER 12"L 30M/50F 3-PRONG
555-5422	55422	POWER GRIP GEN ADAPTER 12" L 30M/50F 4-PRONG



GENERATOR ADAPTER CORD 3 PRONG



Generator Adapter 16-1/2" long 125V/3750 watt designed for connecting a generator with L5-30 locking plug receptacle to a RV that uses a standard RV cord set TT-30 to connect to 120V AC shore power.

Order No.	MFG#	Description
555-5272	55272	GENERATOR ADAPTER CORD 3 PRONG



POWER MAXIMIZER

Camco RV Power Grip Maximizer Adapter gets up to 45 AMPS combined power. It draws the combined power from a 15 and 30 AMP outlet, which allows the RV to receive up to 45 AMPS. This maximizer does not work when plugged into GFI type outlets. It is a polarized adapter designed solely for recreational vehicles and is not for use with any other adapter or device. This maximizer adapter must be used in conjunction with properly sized circuit breakers.



Order No.	MFG#	Description
557-5025	55025	POWER MAXIMIZER



GENERATOR ADAPTER CORD 4 PRONG



Generator Adapter 16-1/2" long designed for connecting a generator with L14-30 locking plug receptacle to a RV that uses a standard RV cord set to connect to 120V AC shore power.

Order No.	MFG#	Description
555-5382	55382	GENERATOR ADAPTER CORD 4 PRONG



EXTENSION CORD 30 AMP

30 amp 10-3 25' and 50' extension cords.



Order No.	Description
550-3025	EXTENSION CORD 10-3 30 AMP 25'
550-3050	EXTENSION CORD 10-3 30 AMP 50'

Electrical, Adapters, Cords, & Receptacles



EXTENSION CORD 50 AMP

50 amp 6/3 to 8/1 extension cord. 30' in length.



Order No.	Size	Description
550-5030	30'	EXTENSION CORD 30' MF 50 A

EXTENSION CORD WITH MARINECO END

30 FT Extension cords with marinco end



Order No.	Description
550-0305	EXTENSION CORD 30AMP MARINCO 30FT
550-6364	EXTENSION CORD 50AMP MARINCO 30FT



EXTENSION CORD EZ GRIP WITH HANDLES

Extension cord, 10-3, grounded STW, 30 amp, 125V-3750W; 25 feet.



Order No.	MFG#	Description
555-5191	55191	EZ GRIP 10-3 25' EXT CORD

Electrical, Adapters, Cords, & Receptacles



EXTENSION CORD 50AMP 30' W/ POWER GRIP PLUGS



- PowerGrip handles for ease of use
- 30' cord
- Includes carrying strap
- Easy to use and store
- Durable and compact

Order No.	MFG#	Description
555-5195	55195	50AMP 30' EXTENSION CORD

PIGTAIL 50 AMP MALE




13" 50 AMP Male pigtail, stripped on open end. This item has been discontinued. AVAILABLE WHILE SUPPLIES LAST

Order No.	Description
550-5002	PIGTAIL 120V 50 AMP MALE WSL



REPLACEMENT PLUG POWER GRIP WITH HANDLE 30A AND 50A

The Power Grip replacement can be used as replacement for power cord plugs has handle for ease of use. Patent pending. 30A AND 50A Available.



Order No.	REF	MFG#	Description
555-5245	B	55245	POWER GRIP PLUG W/HANDLE 30A MALE
555-5343	A	55343	POWER GRIP PLUG 30A FEMALE
555-5255	C	55255	POWER GRIP PLUG 50A MALE
555-5353	D	55353	POWER GRIP PLUG 50A FEMALE

Electrical, Adapters, Cords, & Receptacles

CAMCO

POWER GRIP MINI PLUG

Replacement plug fits completely inside RV's cord cable hatch, so door can be closed during travel. Sturdy handle makes it easy to remove plug from power outlet.



Order No.	MFG#	Description
425-5283	55283	30 AMP MALE POWER GRIP MINI PLUG

POWER INLET 30 & 50 AMP TWISTLOCK



- Marine grade UV stabilized glass-filled polyester construction
- Easy Lock System
- Watertight cap
- 4-way right angle rear safety enclosure
- Stainless steel trim

Order No.	MFG#	Description
554-6030	RV060-30A-WHITE	MOTOR BASE 30 AMP TWISTLOCK WHITE
554-6353	6351ELB.OEM	MOTOR BASE 50 AMP TWISTLOCK WHITE

Electrical, Adapters, Cords, & Receptacles

CAMCO

120V LINE METER



- Designed to plug into any 120V wall receptacle and provide a continuous, accurate reading of the AC line voltage
- Provides a continuous, accurate reading of the AC line voltage
- Adaptive and easy to install
- Consistent and accurate
- Easy to read scale

Order No.	MFG#	Description
555-5263	55263	120V LINE METER

MOTOR BASE 15 AMP

For use whenever weatherproof protection is required for an outdoor receptacle. Gray powder coat metallic and self-closing lid. Includes installation hardware and gasket.



Order No.	MFG#	Description
554-8700	5153-0	MOTOR BASE COVER GRAY 15 AMP MALE

RECEPTACLE COVER ONE GANG DUPLEX

One-gang weather resistant duplex receptacle wallplate cover horizontal white.



Order No.	Color	MFG#	Description
554-3780	POLAR WHITE	51952W	COVER WEATHERPROOF DOUBLE CAP

Electrical, Adapters, Cords, & Receptacles



DUPLEX WEATHERPROOF OUTLET COVER



- Used to cover a standard two outlet electrical unit
- Spring loaded hinges
- Includes a weatherproof gasket

Order No.	MFG#	Description
554-2115	05-12115	OUTLET COVER WEATHERPROOF (BLACK)
554-7505	47505	OUTLET COVER WEATHERPROOF (WHITE)



GFCI OUTLET COVER



- Weatherproof any GFCI style outlet
- Also used to cover 5th wheel landing gear operator switches
- Includes a weatherproof gasket

Order No.	MFG#	Description
554-2215	05-12215	OUTLET COVER GFCI (BLACK)
554-7515		OUTLET COVER GFCI (WHITE)

RECEPTACLE DUPLEX GFCI 15 AMP W/PLATE

When Ground Fault Circuit Interrupter (GFCI) protection is compromised this device will operate as a standard receptacle until the device can be replaced. The reset button will be tripped to indicate GFCI is inoperable and must be replaced.



Order No.	MFG#	Description
554-5599	WGF52WA	RECEPTACLE 15 AMP DUPLEX GFCI WHITE WITH PLATE WSL

Electrical, Adapters, Cords, & Receptacles


RECEPTACLE FLUSH WITH OPTIONAL MOUNTING COVER AND MOUNTING BOX



553-3033



554-3830



554-3795

Box # 553-3033 is 1-gang weatherproof 2-3/4" W x 4-1/2" H. x 2" D. gray. 554-3795 cover is weatherproof vertical mount self-closing lid 2.13" power outlet 4 screw mount w/ a 3/8" gasket.

Receptacle # 554-3830 30 A - 125V two pole 3 wire ground face OD 2.10" mounting depth 1.30"

Each component must be ordered separately.

Order No.	MFG#	Description
554-3830	1263-BOX	RECEPTACLE ONLY STRAIGHT BLADE 30 A - 125V

WALL PLATE SINGLE DUPLEX

Available in two colors ivory and brown while supply lasts.



Order No.	MFG#	Description
554-0401	B0401-W	WALL PLATE SINGLE DUPLEX WHITE



RECEPTACLE 12 VOLT

Comes complete with adapter ring, ground wire, terminal lug and chrome plated wall plate.



Order No.	MFG#	Description
638-5015	08-5015	RECEPTACLE 12V SMALL PLATE 1-5/8" X 2-5/8"

Electrical, Adapters, Cords, & Receptacles



ROCKER SWITCH 12V WITH CHROME PLATE

12 volt rocker switch mounted on a 1 5/8" x 2 5/8" chrome plate. Great for remote switching of lights, water pumps, etc.



Order No.	MFG#	Description
638-0190	11-0190	ROCKER SWITCH W/CHROME PLATE 12V

Electrical, Battery Boxes & Switches

BATTERY BOX

Durable polypropylene plastic construction to resist cracks and corrosion.



Order No.	MFG#	Description
610-1000	013-199	BATTERY BOX STANDARD FITS GROUP 24 SIZE 10-3/4" L X 7-1/4" W X 8-3/8" DEEP (6 in case)
610-1180	013-200	BATTERY BOX LARGE FITS GROUP 27 SIZE 13-1/2" L X 7-1/4" W X 8-1/2" DEEP (6- CASE)
610-3236	013-236	BATTERY BOX LARGE FITS GROUP 31 (6-CASE)
610-7544	013-201	BATTERY BOX STRAP 54" INCLUDES MOUNTING HARWARE 1/PKG.

BATTERY BOX VENTED

DH # 610-0200 is standard vented battery box only. The vent hose, cone, and louver are sold separately. Meets RVIA Code.



Order No.	MFG#	Description
610-0200	MA102BS	BATTERY BOX ONLY STANDARD VENTED FITS GROUP 24
610-0290	F-1175	VENT HOSE BATTERY BOX 1'
610-1020	XMA102VPW	CONE FOR BATTERY BOX VENT POLAR WHITE
610-1021	MA102LW	LOUVER BATTERY BOX VENT POLAR WHITE



BATTERY DISCONNECT SIDE TERMINAL

Battery Disconnect is designed for use on side terminal batteries on cars and trucks. Side mount: opens down. Mounts on negative side battery terminal. Provides 3/8-16 bolt for receiving standard eyelet cable connector. Carries 250 amps continuous and a maximum surge of 750 amps. 3-1/4" wide x 3-3/4" long x 1-1/4" high



Order No.	MFG#	Description
610-0009	20128	BATTERY DISCONNECT SIDE MOUNT MODEL 20128

Electrical, Battery Boxes & Switches



BATTERY DISCONNECT TOP MOUNT

For top post batteries, low vertical operation. Top mount: opens vertically. Switches recommended to mount on negative battery post. Easy to reach and operate. With 5/8" diam. post for receiving standard battery cable clamp. Carries 250 amps continuous and a maximum surge of 750 amps. 3" wide x 4" long x 2" high.



Order No.	MFG#	Description
610-0008	20138	BATTERY DISCONNECT TOP MOUNT MODEL 20138

BATTERY ISOLATOR SWITCH (SEAFLO)



The SEAFLO Battery Master Switch is a great way to protect your boat or RV. Simple twist ON/OFF function for battery disconnect. Rated at 275A continuous, 450A intermittent, 1250a cranking. Three removable side plates provide access of up to 1/0 cables. ABS anti-aging, anti-ultraviolet, sturdy and durable marine- grade construction. Tin-plated copper studs and nuts. Suitable for 6-12-24 or 32 volt systems.

- Max Volt - 50
- Amp Draw - 275
- Max Amp Draw - 1250
- Switch Position - 2

Order No.	MFG#	Description
612-5201	SFCBS-275-201	BATTERY ISOLATOR SWITCH



BATTERY SWITCH

3 and 4 Terminal. Fits all your needs. 3 terminal for metal frame ground systems, 4 terminal has insulated ground terminal for use with fiberglass or other non-conductive materials. Includes terminal nuts and lock-washers. Isolates starting battery. Assures primary battery power for starting engine and provides secondary battery current for auxiliary power. Full time charging of both batteries. Gives early re-use of secondary battery. 12-volt DC continuous duty.



Order No.	MFG#	Description
612-7000	7000-S	BATTERY SWITCH 3 TERMINAL
612-7001	7001-S	BATTERY SWITCH 4 TERMINAL INSULATED

Electrical, Cable Hatches



CABLE HATCH ECONOMY ROUND

This hatch is made of durable polypropylene for lasting use. Available in white and colonial white with no metal parts to rust or corrode. They make a cost effective option to replacing hatches. For use with a 30 Amp cord only.

Cut Out Dimension: 2-27/32" Dia.

Outside Dimension: 4-1/2" Dia.

Order No.	MFG#	Description
552-2314	S-23-14-A	CABLE HATCH ROUND COLONIAL WHITE 1/PACK
552-2312	S-23-12-A	CABLE HATCH ROUND (BLACK)



CABLE HATCH SQUARE

This hatch is made of durable polypropylene for lasting use. Available in white, colonial white, and beige with no metal parts to rust or corrode. They make a cost effective option to replacing hatches. For use with a 30 Amp cord only.

Cut Out Dimension: 2-27/32" Dia.

Outside Dimension: 4-5/16" H x 3-7/8" W

**WHILE SUPPLIES LAST

Order No.	MFG#	Description
552-2714	S-27-14-A	CABLE HATCH SQUARE PLASTIC COLONIAL WHITE 1/PACK



CABLE HATCH DELUXE ROUND

Sturdier than other round electric cable hatches. The outside collar is wider to cover up any pre-existing screw holes. The hinge is extra heavy duty. UV and impact resistant, chemically resistant to road salts and acids, paintable.

Vermin door accepts a 30 or 50 Amp cord. Replaces any round hatch up to 4-1/2".

Cut Out Dimension: 3-1/2" Dia.

Outside Dimension: 5-1/8" Dia.

Order No.	MFG#	Description
554-5412	541-2-A	CABLE HATCH DELUXE ROUND POLAR WHITE 1/PACK
552-5413	541-3-A	CABLE HATCH DELUXE ROUND BLACK 1/PACK

Electrical, Cable Hatches



CABLE HATCH ROUND NO BACK DELUXE

Sturdier than other round electric cable hatches. The outside collar is wider to cover up any pre-existing screw holes. The hinge is extra heavy duty. UV and impact resistant, chemically resistant to road salts and acids, paintable.

Vermin door accepts a 30 or 50 Amp cord. Replaces any round hatch up to 4-1/2".

Cut Out Dimension: 3-1/2" Dia.

Outside Dimension: 5-1/8" Dia.

Order No.	MFG#	Description
552-1141	541-B-2-A	CABLE HATCH DELUXE ROUND NO BACK POLAR WHITE 1/PACK



CABLE HATCH INSTALLATION KIT

Includes everything you need to replace an existing hatch or install a new one, includes new screws and enough of premium butyl tape to properly seal hatches.

Order No.	MFG#	Description
554-4195	04195	CABLE HATCH INSTALLATION KIT



CABLE HATCH LOCKING MEDIUM

Medium electric hatch is durable and long lasting. Made to resist road salts and acids. Will not fade or discolor. Paintable to match any RV with no preparation. Vermin door accepts a 30 Amp cord.

Cut Out Dimension: 4-3/4" x 5-7/8"

Outside Dimension: 6-1/2" x 7-5/8"

*** WHILE SUPPLIES LAST

Order No.	MFG#	Description
554-7132	EJ132-A	CABLE HATCH MEDIUM LOCKING POLAR WHITE 1/PACK

Electrical, Circuit Breakers & Fuses



FUSE MINI BLADE

Bulk items have been discontinued will be replaced by 100 PK.

Order No.	MFG#	Description
597-3010	63010	FUSE MINI BLADE 10A RED 100/PK
597-3015	63015	FUSE MINI BLADE 15A BLUE 100/PK
597-3020	63020	FUSE MINI BLADE 20A YELLOW 100/PK
597-3025	63025	FUSE MINI BLADE 25A CLEAR 100/PK
597-3030	63030	FUSE MINI BLADE 30A GREEN 100/PK

Electrical, Circuit Breakers & Fuses



FUSES ATC / ATO BLADE

Available in the following amperage ratings: 7.5 amp, 10 amp, 15 amp, 20 amp, 25 amp and 30 amp.



Order No.	MFG#	Description
597-3107	63107	FUSE ATC / ATO BLADE 7.5 AMP BROWN 100/PK
597-3110	63110	FUSE ATC / ATO BLADE 10 AMP RED 100/PK
597-3115	63115	FUSE ATC / ATO BLADE 15 AMP BLUE 100/PK
597-3120	63120	FUSE ATC / ATO BLADE 20 AMP YELLOW 100/PK
597-3125	63125	FUSE ATC / ATO BLADE 25 AMP CLEAR 100/PK
597-3130	63130	FUSE ATC / ATO BLADE 30 AMP GREEN 100/PK



FUSE MAX BLADE

Maxi fuses avail. in packs of 100



Order No.	MFG#	Description
597-3430	63430	FUSE MAX BLADE 30A GREEN 100/PK
597-3440	63440	FUSE MAX BLADE 40A ORANGE 100/PK
597-3450	63450	FUSE MAX BLADE 50A RED 100/PK
597-3460	63460	FUSE MAX BLADE 60A BLUE 100/PK



CIRCUIT BREAKERS 12 VOLT

Cycling automatic reset - With 90 mounting bracket.



Order No.	MFG#	Description
615-4221	38620-010	CIRCUIT BREAKER 12V 20 AMP 1/BOX
615-4226	54-235P	CIRCUIT BREAKER 12V 25 AMP 1/BOX
615-4231	54-230P	CIRCUIT BREAKER 12V 30 AMP 1/BOX
615-4241	54-240P	CIRCUIT BREAKER 12V 40 AMP 1/BOX
615-4251	54-250P	CIRCUIT BREAKER 12V 50 AMP 1/BOX



FUSE HOLDER ATC

Plastic ATC fuse assemblies. Eight inch loop of wire gauged for proper protection.



Order No.	MFG#	Description
611-0610	90216	FUSE HOLDER ATC 10 AMP 16GA WIRE
611-0620	90214	FUSE HOLDER ATC 20 AMP 14GA WIRE
611-0630	90212	FUSE HOLDER ATC 30 AMP 12 GA WIRE

Electrical, Switches



ILLUMINATED ON/OFF SWITCH



16 Amp @ 125-250 VAC, 3/4 H.P. @ 125-250 VAC, 10 Amp @ 14 V(T), 3 Amp @ 125V(L), UL/CSA approved

Order No.	MFG#	Description
631-2041	12045	ON/OFF ROCKER SWITCH ILLUMINATED RED



ILLUMINATED ON/OFF SWITCH 12V

- SPST, 16 Amp @ 125 VAC, 12 Amp @ 250 VAC, 3/4 H.P. @ 125-250 VAC, 10 Amp @ 14 VDC, UL/CSA/VDE/RoHS approved



Order No.	MFG#	Description
631-2501	12505	ON/OFF SWITCH WHITE -ILLUM RED
631-2521	12525	ON/OFF SWITCH BLACK - ILLUM. RED
631-2551	12555	ON/OFF SWITCH BLACK - ILLUM. AMBER
631-3691	13695	ON/OFF SWITCH BLACK - ILLUM. GREEN



12V LABELED ON/OFF SWITCH

SPST, 16 Amp @125 VAC, 12 Amp @ 250 VAC, 3/4H.P. @ 125-250 VAC, 10 Amp @ 14 VDC, UL/CSA/VDE/RoHS approved



Order No.	MFG#	Description
631-2591	12591-5	BLACK ON/OFF LABELED SWITCH
631-2581	12581-5	WHITE ON/OFF LABELED SWITCH

Electrical, Switches



12V ON/ON STANDARD SWITCH

- SPDT, 16 Amp @ 125 VAC, 12 Amp @ 250 VAC, 3/4 H.P. @ 125-250 VAC, 10 Amp @ 14 VDC, UL/CSA/VDE/RoHS approved



Order No.	MFG#	Description
631-2621	12625	BLACK ON/ON STANDARD SWITCH
631-2631	12635	WHITE ON/ON STANDARD SWITCH
631-2651	12655	IVORY ON/ON STANDARD SWITCH



ROCKER SWITCH ON/OFF/ON

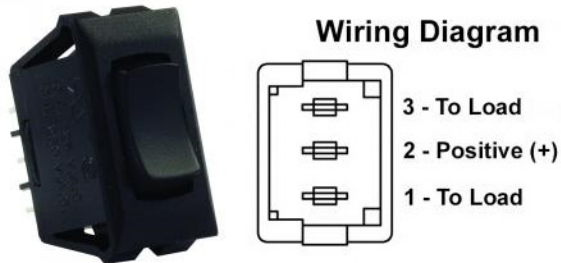
- SPDT, 16 Amp @ 125 VAC, 12 Amp @ 250 VAC, 3/4 H.P. @ 125-250 VAC, 5 Amp @ 14 VDC, UL/CSA/RoHS approved



Order No.	MFG#	Description
631-2661	12665	ON/OFF/ON SWITCH BLACK



12V SWITCH MOM-ON/OFF/MOM-ON




- SPDT, 16 Amp @ 125 VAC, 12 Amp @ 250 VAC, 3/4 H.P. @ 125-250 VAC, 5 Amp @ 14 VDC, UL/CSA/RoHS approved

Order No.	MFG#	Description
631-2671	12675	BLACK SWITCH MOM-ON/OFF/MOM-ON

Electrical, Switches



12V SWITCH MOMENTARY ON/ OFF




- SPST, 13 Amp @ 125 VAC, 10 Amp @ 250 VAC, 1/2 H.P., 5 Amp @ 14 VDC, UL/CSA/RoHS approved

Order No.	MFG#	Description
631-2701	12705	BLACK SWITCH MOM-ON/OFF
631-3661	13665	WHITE SWITCH MOM-ON/OFF



INDICATOR LIGHT FOR SWITCHES



- Illuminates when switch is in the "on" position
- 14 V
- UL/CSA/VDE approved
- Cutout: 1.125" x 0.550"
- Switch: 1.120" x 0.547"

Order No.	MFG#	Description
631-2751	12755	INDICATOR LIGHT RED / WHITE
631-3311	13315	INDICATOR LIGHT GREEN / BLACK


Electrical, Switches



MINI 12V SWITCH ILLUM. ON/OFF

SPST, 10 Amp @ 125 VAC, 6 Amp @ 250 VAC, 15 Amp @ 12 VDC, UL/CSA approved

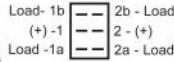
Order No.	MFG#	Description
631-2761	12765	MINI 12V ON/OFF ILLUM SWITCH RED / BLACK



12V MINI SWITCH ON/ OFF

SPST, 16 Amp @ 125 VAC, 16 Amp @ 250 VAC, 3/4 H.P. @ 125-250 VAC, 10 Amp @ 14 VDC, UL/CSA/VDE approved

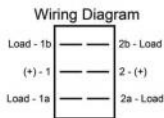

Order No.	MFG#	Description
631-2781	12781-5	MINI ON/OFF SWITCH BLACK
631-2791	12795	MINI ON/OFF SWITCH RED / BLACK
631-3641	13641-5	MINI ON/OFF SWITCH WHITE



MINI ON/OFF SWITCH

DPDT, 16 Amp @ 125 VAC, 16 Amp @ 250 VAC, 3/4 H.P. @ 125-250 VAC, 10 Amp @ 14 VDC, UL/CSA/VDE approved

Order No.	MFG#	Description
631-2801	12805	DOUBLE POLE MINI ON/OFF SWITCH BLACK



SWITCH MOMENTARY ON/ OFF / MOMENTARY ON

DPDT, 20 Amp @ 125 VAC, 15 Amp @ 250 VAC, 40 Amp @ 12 VDC, UL/CSA/VDE approved

Order No.	MFG#	Description
631-2821	12825	MOM ON / OFF / MOM ON SWITCH BLACK
631-2831	12835	MOM ON / OFF / MOM ON SWITCH WHITE

Electrical, Switches



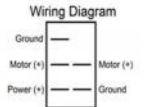
FACE PLATES FOR SWITCHES



**SNAP-IN BLANK SWITCH COVER
631-3125**

- Switch Cutout: 1.125" x .550"
- Outside Dim: Single plate 2.750" x 1.625"
- Outside Dim: Double plate 2.750" x 2.250"

Order No.	MFG#	Description
631-2841	12841-5	FACE PLATE SINGLE WHITE
631-2851	12851-5	FACE PLATE SINGLE BLACK
631-2871	12875	FACE PLATE DOUBLE WHITE
631-2881	12885	FACE PLATE DOUBLE BLACK



HIGH CURRENT SLIDE-OUT SWITCH

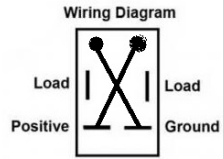
12V 40 Amp continuous

Order No.	MFG#	Description
631-2291	12295	SLIDE OUT SWITCH - BLACK

Electrical, Switches



5TH WHEEL/ TOUNGE JACK SWITCH



- 16 Amp @ 125 VAC(CSA), 15 Amp @ 125 VAC(UL), 10 Amp @ 250 VAC, 3/4 H.P. @ 250 VAC, 16 Amp @ 12 VDC, UL/CSA/CUL/IP55/RoHS approved

Order No.	MFG#	Description
631-3631	13635	5TH WHEEL / TONGUE JACK SWITCH

Interior & Exterior (PORCH) Lighting



COMMAND MEGA STAR INTERIOR LIGHT

High Intensity, surface mount, designed to maximize light output, enhance surrounding decor, and fully disperse light pattern. Available in a single or double version. Unbreakable lens. CSA Certified.



Order No.	MFG#	Description
600-1801	001-801XP	DOME LIGHT SINGLE WHITE W/ SWITCH
600-9241	89-241	LENS ONLY



COMMAND OMEGA INTERIOR LIGHT

Combination of elegance and high performance wrapped in a sleek package. Unbreakable polycarbonate lens. CSA Certified for the US and Canada. Patented Design.



Order No.	MFG#	Description
600-1901	001-901XPB	DOME LIGHT SINGLE W/ SWITCH
600-1902	001-902XPB	DOME LIGHT DOUBLE W/ SWITCH
600-9255	89-255	LENS ONLY



DOME LIGHT BARGMAN #76 WITH SWITCH

Single or double 12 volt interior light with diffused lens optics. Double light is available with single or dual switch. Two wire construction, supply and ground. Features a polypropylene base. CSA listed/approved for ceiling mount and specific wall mounts (CSA File #1855375).

Sizes are 7.28" x 4.33" x 1.78" & 11.02" x 4.33" x 1.78"



Order No.	MFG#	Description
583-6123	34-76-123	SINGLE LIGHT #76 W/ SWITCH
583-6224	34-76-223	DOUBLE LIGHT #76 W/ SWITCH (PKG)
583-6223	30-76-223	DOUBLE LIGHT #76 W/ SWITCH (BULK)



LED INTERIOR DOME LIGHT



604-1331 The LED Single Dome Light Replacement Kit is 160 lumens and 12 Volts. Great for replacing the dome light in your marine or recreational vehicle. Light is a warm white.

604-1321 The LED Double Dome Light Replacement Kit is 320 lumens total, or 160 lumens per bulb. The 12-Volt Light Kit comes with 1 Double Dome Light Housing, 2 Dome Covers and 2 Light Bulbs. Great for replacing the dome light in your marine or recreational vehicle. Light is warm white.

Order No.	MFG#	Description
604-1331	41331	DOME LIGHT SINGLE w/ SWITCH LED
604-1321	41321	DOME LIGHT DOUBLE w/SWITCH LED



COMMAND CLASSIC PORCH LIGHT

Elegant yet rugged design. 1.0 Amps. Colors available: Polar White



Order No.	MFG#	Description
600-0750	007-50SAC	PORCH LIGHT W/ SWITCH & WHITE BASE AMBER LENS
600-8910	89-100C	LENS ONLY CLEAR
600-9100	89-100A	LENS ONLY AMBER
600-0050	007-50SAB	PORCH LIGHT W/ SWITCH & BLACK BASE AMBER LENS



COMMAND STAR PORCH LIGHT

Superbly designed to accent any exterior motif. Elegant and rugged. Colors available: Polar White



Order No.	MFG#	Description
600-7405	007-40SAC	PORCH LIGHT W/ SWITCH AMBER LENS
600-9207	89-207C	LENS ONLY CLEAR
600-8920	89-207A	LENS ONLY AMBER



COMMAND OMEGA PORCH LIGHT

New unique design exterior porch light for RV's. Available with clear or amber lens, with a switch. White base available. Includes 922 bulb. 12.8 volts, 12.5 watts, .98 amps, 15 cp. Patent pending.



Order No.	MFG#	Description
600-7305	007-30SAP	PORCH LIGHT W/ SWITCH AMBER
600-9319	89-319A	LENS ONLY AMBER

Interior & Exterior (PORCH) Lighting



PORCH LIGHT BARGMAN #78 SERIES



This compact design is surface mounted with either polypropylene or chrome plated ABS base and either a clear or amber snap-in lens. A remote switch is required. Two wire construction, supply and ground. CSA approved. Size is 5-15/16" x 3-1/2" x 2"

Order No.	MFG#	Description
603-7834	34-78-517	PORCH LIGHT BARGMAN # 78 CLEAR LENS ASH WHITE BASE W/SWITCH 1/BAG
603-7832	34-78-516	PORCH LIGHT BARGMAN # 78 AMBER LENS ASH WHITE BASE W/SWITCH 1/BAG
603-7821	34-78-021	LENS ONLY CLEAR SNAP IN STYLE 1/BAG
603-8522	30-78-522	PORCH LIGHT W/ CLEAR LENS AND BLACK BASE
603-8523	30-78-523	PORCH LIGHT W/ AMBER LENS AND BLACK BASE
603-8525	30-78-525	PORCH LIGHT W/ AMBER LENS & SWITCH (BLACK BASE)



PORCH LIGHT LENS PETERSON # 385



Lens only uses tabs.

Order No.	MFG#	Description
602-6151	384-15A	LENS ONLY PETERSON PORCH LIGHT AMBER
602-6153	384-15C	LENS ONLY PETERSON PORCH LIGHT CLEAR

Rubber Roof

RUBBER ROOFS EPDM (DICOR)

EPDM rubber roofing assures a watertight roof that is easy to maintain and saves energy through its heat reflecting characteristics. Available in 8'6" or 9'6" widths. Thickness of the rubber .040 mill



Order No.	MFG#	Description
298-5421	85D40-21	RUBBER ROOF EDPM 8'6" x 21' (DOVE WHITE)
298-5425	85D40-25	RUBBER ROOF EDPM 8'6" x 25' (DOVE WHITE)
298-5430	85D40-30	RUBBER ROOF EDPM 8'6" x 30' (DOVE WHITE)
298-5435	85D40-35	RUBBER ROOF EDPM 8'6" x 35' (DOVE WHITE)
298-5440	85D40-40	RUBBER ROOF EDPM 8'6" x 40' (DOVE WHITE)
298-9630	95D40-30	RUBBER ROOF EDPM 9'6" x 30' (DOVE WHITE)
298-9635	95D40-35	RUBBER ROOF EDPM 9'6" x 35' (DOVE WHITE)

Order No.	MFG#	Description
298-9640	95D40-40	RUBBER ROOF EDPM 9'6" x 40' (DOVE WHITE)
298-9645	95D40-45	RUBBER ROOF EDPM 9'6" X 45' (DOVE WHITE)
298-4030	95T40-30	RUBBER ROOF EPDM 9'6" X 30' (TAN)
298-4035	95T40-35	RUBBER ROOF EPDM 9'6" X 35' (TAN)
298-4040	95T40-40	RUBBER ROOF EPDM 9'6" X 40' (TAN)
298-4045	95T40-45	RUBBER ROOF EPDM 9'6" X 45' (TAN)

LAP SEAL (DICOR)

Dicor lap sealant helps create a watertight seal along a roof's edges, around air vents, vent pipes, air conditioners and screw heads. Compatible with EPDM and TPO sheeting. The lap sealant is UV stabilized.



Order No.	Case Pack	MFG#	Description
319-0501	12	501LSW-1	LAP SEALANT DICOR (HORIZONTAL SURFACES) 501LSW WHITE
319-0504	12	501LSD-1	LAP SEALANT DICOR (HORIZONTAL SURFACES) 501LSD DOVE WHITE
319-0505	12	501LSV-1	LAP SEALANT DICOR (HORIZONTAL SURFACES) 501LSV IVORY
319-0506	12	501LSG-1	LAP SEALANT DICOR (HORIZONTAL SURFACES) 501LSG-1 GRAY
319-0512	12	505LWS-12	LAP SEALANT H.A.P.S. FREE (HORIZONTAL SURFACES) 505LSW WHITE
319-5501	12	501LSB-1	LAP SEALANT DICOR (HORIZONTAL SURFACES) 501LSB-1 BLACK

Order No.	Case Pack	MFG#	Description
319-0507	12	501LST-1	LAP SEALANT DICOR (HORIZONTAL SURFACES) 501LST-1 TAN
319-0551	12	551LSB-1	LAP SEALANT DICOR NON SAG (VERTICAL SURFACES) 551LSB-1 BLACK
319-5511	12	551LS-1	LAP SEALANT DICOR NON-SAG (VERTICAL SURFACES) 551LSW WHITE
319-1551	12	551LSG-1	LAP SEALANT DICOR NON SAG (VERTICAL SURFACES) 551LSG-1 GRAY
319-0051	12	551LST-1	LAP SEALANT DICOR NON SAG (VERTICAL SURFACE) TAN

RUBBER ROOF INSTALLATION KIT (DICOR)

Installation component kit includes two gallons of water based adhesive, 150 feet of butyl tape, and six tubes of lap sealant.



Order No.	MFG#	Description
298-0401	401-CK	RUBBER ROOF INSTALLATION KIT

RUBBER ROOF ADHESIVE WATER BASED (DICOR)

This water based acrylic adhesive is environmentally and user safe. This special formulation provides the user with longer open time for installation as well as numerous retrack opportunities. It provides excellent coverage and is easy to apply. This product is designed for use on moisture absorbent substrates and not on metal, fiberglass or membrane to membrane applications.



Order No.	Case Pack	MFG#	Description
319-0901	4	901BA-1	ADHESIVE WATER BASED DICOR GALLON

Rubber Roof

XTRM Ply PVC RV roofing (LASALLE BRISTOL)



LaSalle Bristol introduced the first PVC (Poly Vinyl Chloride) RV Roofing membrane in 2007. RMA XTRM Ply is the industry's *Cool Roof* and offers 86% solar reflectivity, the highest tear strength and nearly 2X's the puncture resistance of traditional TPO and Rubber. RMA XTRM Ply also has the thickest wear layer, and is at least 27% lighter weight. In addition, our XTRM Ply RV Roofing System provides the highest solid content in roofing sealants (very low shrinkage), a water base adhesive that's strongly (or permanently) secures our XTRM Ply membrane to any wood decking and a XTRM Ply Butyl Tape that secures itself around any roofing hardware to insure water tightness throughout the life of the our roofing system. XTRM Ply roofing membrane is backed by a 12 year warranty with 10 years at 100%

Order No.	MFG#	Description
298-1421	1700534142711421	PVC ROOF 9'5" X 21' (WHITE)
298-1425	1700534142711425	PVC ROOF 9'5" X 25' (WHITE)
298-1430	1700534142711430	PVC ROOF 9'5" X 30' (WHITE)
298-1435	1700534142711435	PVC ROOF 9'5" X 35' (WHITE)
298-1440	1700534142711440	PVC ROOF 9'5" X 40' (WHITE)
298-1445	1700534142711445	PVC ROOF 9'5" X 45' (WHITE)

XTRM ADHESIVE 2 GALLON (LASALLE BRISTOL)



LaSalle Bristol EXP 90 Adhesive - RMA EXP 90 is acrylic water borne adhesive designed to be used with RMA XTRM-PLY roofing membranes. Creates a strong bond yet remains flexible. Excellent coverage and easy to apply. Use on moisture absorbent substrates, no on metal, fiberglass or membrane to membrane applications. 2 Gallon.

Order No.	MFG#	Description
312-1415	270341415	ADHESIVE XTRM 2 GALLON

UNIVERSAL LAP SEALANT (LASALLE BRISTOL)

XTRM Universal self-leveling sealant can be applied to EDPM, TPO and PVC roofing without the use of a primer. Excellent adhesion, superior durability, UV resistant. No more guessing which sealant to use.



Order No.	Case	MFG#	Description
312-4145	24	270341415	LAP SEALANT UNIVERSAL WHITE
312-4146	24	270341416	LAP SEALANT UNIVERSAL BIEGE
312-1433	24	270341433	LAP SEALANT UNIVERSAL GREY

Rubber Roof



SUPERFLEX RUBBER ROOF (ALPHA)

SUPERFLEX is a state-of-the-art roofing membrane engineered to provide premium performance for today's demanding RV roof designs. SUPERFLEX Roofing Membrane is an Olefin-based single-ply membrane that is approximately half the weight of EPDM. SUPERFLEX Roofing Membrane is very stretchable and conforms to the multiple contours of today's RVs in a clean, chalk-free non-fade membrane. RV Manufacturers like Forest River, Crossroads, Northwood and Outdoors RV are currently using SuperFlex as an alternative roofing material. What is Superflex? - Thermoplastic polyolefin (TPO) single-ply roofing membranes are among the fastest growing commercial roofing products and have gained broad industry acceptance for their many performance and installation advantages.



Order No.	MFG#	Description
298-8520	2020002565	SUPERFLEX RUBBER ROOF 8.5X20 WHITE

Order No.	MFG#	Description
298-8525	2020002566	SUPERFLEX RUBBER ROOF 8.5X25 WHITE

Rubber Roof



SUPERFLEX RUBBER ROOF (ALPHA) (continued)

Order No.	MFG#	Description
298-8530	2020002567	SUPERFLEX RUBBER ROOF 8.5X30 WHITE
298-8535	2020002568	SUPERFLEX RUBBER ROOF 8.5X35 WHITE
298-8540	2020002569	SUPERFLEX RUBBER ROOF 8.5X40 WHITE
298-9520	2020002604	SUPERFLEX RUBBER ROOF 9.5X20 WHITE
298-9525	2020002605	SUPERFLEX RUBBER ROOF 9.5X25 WHITE



LAP SEALANT (ALPHA)



Alpha lap sealant.

Order No.	MFG#	Description
319-1001	862157	LAP SEALANT NON-SAG (WHITE)
319-1002	862158	LAP SEALANT NON-SAG (BLACK)
319-2101	862144	LAP SEALANT LOW VOC, SELF LEVELING (WHITE)
319-2102	862145	LAP SEALANT LOW VOC, SELF LEVELING (BLACK)
319-2104	862148	LAP SEALANT LOW VOC, SELF LEVELING (BEIGE)
319-2106	862149	LAP SEALANT LOW VOC, SELF LEVELING (ALMOND)
319-2147	862147	LAP SEALANT LOW VOC, SELF LEVELING (GREY)



RUBBER ROOF ADHESIVE (ALPHA)



Alpha Systems 8011 is a technically advanced scientific formula of water base adhesive designed for use as a bonding adhesive for single ply roofing membranes. 8011 is a high solids adhesive with a short drying time. It is used in the Recreational Vehicle and Commercial Roofing industries to adhere membranes to decking. It is ideal for applications where a quick dry time is dictated by production line speed or other variables. 8011 does not lose peel value over time, but remains flexible to allow for expansion and contraction of the membrane.

Order No.	MFG#	Description
319-1100	2020002238	RUBBER ROOF ADHESIVE GALLON



RUBBER ROOF INSTALLATION KIT (ALPHA)

Includes:

- 2- gallons of adhesive (N801100G)
- 2- tubes of non-sag lap seant (N101001T)
- 15- tubes of self leveling lap sealant (N102101T)
- 3- rolls of butyl tape (Q13018*34)

Order No.	MFG#	Description
319-1101	862422	RUBBER ROOF INSTALL KIT

Rubber Roof

RUBBER ROOF EPDM REPAIR MEMBRANE

EPDM rubber roof membrane easily repairs punctures, tears and breaks in rubber, metal and fiberglass roofs. This easy to use peel and stick material is made of self-adhering EPDM rubber and conforms to most shapes and surfaces, yet remains flexible and strong. It is highly resistant to deterioration, tolerant of extreme temperatures and has superior water resistance. 6" W. x 25' L. roll.



Order No.	MFG#	Description
319-5333	5333RM-6	MEMBRANE RUBBER ROOF 6" x 25' ROLL
319-0522	522TPO-450-1C	MEMBRANE RUBBER ROOF 4" X 50' ROLL



EXTREME QUICK ROOF TAPE



Quick Roof Extreme for RV's with Steel-Loc Adhesive is a self-adhesive, peel and stick, White TPO that permanently repairs: EPDM, TPO, Metal, Fiberglass, Aged & Rigid PVC, Vinyl, Wood, OSB and most building Materials. Quick Roof Extreme's clear co-polymer adhesive and TPO skin are guaranteed not to crack, harden or shrink.

Order No.	MFG#	Description
319-0425	UBE425	ROOF TAPE EXTREME 4" X 25' WHITE
319-0475	UBE475	ROOF TAPE EXTREME 4" X 75' WHITE
319-0625	UBE625	ROOF TAPE EXTREME 6" X 25' WHITE
319-0675	UBE675	ROOF TAPE EXTREME 6" X 75' WHITE
319-0025	T-UBE425	ROOF TAPE EXTREME 4" X 25' TAN
319-0062	T-UBE625	ROOF TAPE EXTREME 6" X 25' TAN

RUBBER ROOF REPAIR KIT

Kit includes a peel and stick EPDM rubber patch, a tube of lap sealant and a feathering tool. It can be used to patch metal, fiberglass and EPDM rubber roofing.



Order No.	MFG#	Description
319-0402	402-PR	RUBBER ROOF REPAIR KIT DICOR



RUBBER ROOF PATCH KIT

The fast and easy way to mend your rubber roof. Just peel and seal for a permanent no-leak repair. A quick fix that will last for years. Can also be used for metal and vinyl surfaces.



Order No.	MFG#	Description
294-1461	41461	RUBBER ROOF PATCH KIT



CAMCO PRO-TEC RV RUBBER ROOF CARE SYSTEM

- Deep cleans RV rubber roofs
- Helps extend roof life with UV protection and dirt resistance
- Cleans away tree sap, oxidation and road grime
- Helps reduce future maintenance
- Two-step treatment



Order No.	MFG#	Description
264-1453	41453	RV RUBBER ROOF CARE SYSTEM (GALLON OF CLEANER & PROTECTANT)
264-1068	41068	PRO-TEC RUBBER ROOF CLEANER (GALLON)
264-1066	41066	PRO-TEC RUBBER ROOF CLEANER (32 OZ)
264-1448	41448	PRO-TEC RUBBER ROOF PROTECTANT (GALLON)
264-1443	41443	PRO-TEC RUBBER ROOF PROTECTANT (32 OZ)

RUBBER ROOF CLEANER DICOR

Dicor rubber roof cleaner is formulated specifically for RV rubber roofing. It's tough on dirt and grime, yet gentle on the surface. It is available in a ready to use spray or as a concentrate for larger surfaces. Safe for regular use on all RV roofs and exteriors. For best results follow with Dicor roof guard roof protectant. Available in 16 oz., quarts or gallons.



Order No.	Case Pack	MFG#	Description
319-0230	8	RP-RC320S	RUBBER ROOF CLEAN QUART DICOR
319-0231	6	RP-RC-1GL	RUBBER ROOF CLEAN GALLON DICOR

RUBBER ROOF GARD

Dicor Roof-Gard Rubber Roof Protectant further enhances EPDM rubber roofing UV ray resistance and helps prevent fading, oxidation, drying and cracking. Its mild and non-abrasive formula keeps surfaces cleaner longer with no residue or oily build-up. Dicor Roof-Gard contains no silicone, waxes, glycerine or petroleum distillates and will not harm rubber roofing. Available in quarts or gallons.



Order No.	Case Pack	MFG#	Description
319-0320	8	RP-RG320S	RUBBER ROOF GARD QUART
319-0321	6	RP-RG-1GL	RUBBER ROOF GARD GALLON

Rubber Roof

RUBBER ROOF CLEANER/PRIMER

Increases the bond of the white acrylic coating to new or weathered rubber roof surfaces. It chemically alters the rubber surface to which it is applied, creating a "lock and key" effect with Dicor white acrylic coating.



Order No.	Case Pack	MFG#	Description
319-0830	4	RP-CRP-Q	RUBBER ROOF CLEANER/PRIMER QUART

RUBBER ROOF COAT WHITE DICOR

The Dicor Rubber Roof Coating System is a two part, commercial grade system that combines a primer/cleaner necessary for proper roof preparation and an acrylic coating that provides an excellent protective barrier.



Order No.	Case Pack	MFG#	Description
319-0831	4	RP-CRC-1	RUBBER ROOF COAT WHITE GALLON DICOR

RUBBER ROOF COATING PLAS-T-COTE

Use over rubber roofs, at seams and tears, and to seal vents, air conditioners, etc. Has outstanding exterior durability and high adhesion to rubber. Rubber roof coating is UV resistant, and expands and contracts with roof. Resists cracking and withstands impact. Non-polluting and non-toxic. Available in quarts or gallons.



Order No.	Case Pack	MFG#	Description
314-6032	12	46032	RUBBER ROOF COATING ELIXIR QUART
314-6128	4	6128-4	RUBBER ROOF COATING ELIXIR GALLON

Hardware, Adhesives, Sealants, & Tapes



CAULK SILICONE

Boss 378 is a one-part moisture curing acetoxy silicone sealant. When cured, Boss 378 exhibits excellent adhesion, weatherability and durability making it an ideal sealant for the R.V., mobile home and manufactured housing industry.



Order No.	Case Pack	MFG#	Description
319-1139	12	38005	SILICONE CAULK 10 OZ ALMOND
319-1143	12	37802	SILICONE CAULK 10 OZ BLACK
319-1138	12	37800	SILICONE CAULK 10 OZ CLEAR
319-1140	12	37801	SILICONE CAULK 10 OZ WHITE



CAULK NOVAFLEX



Permanently Flexible, will not shrink or crack, mold/mildew resistant, low odor, solvent free, tack free in 10 minutes, completely cured in 48 hours, will not freeze, 18 month shelf life

Many colors available (case quantity only on special order colors)

Order No.	CASE	MFG#	Description
320-0100	12	MX-100	SEALANT NOVAFLEX WHITE
320-0110	12	MX-110	SEALANT NOVAFLEX BLACK
320-0111	12	MX-111	SEALANT NOVAFLEX GREY
320-0150	12	MX-150	SEALANT NOVAFLEX CLEAR
320-0143	12	M143	SEALANT NOVAFLEX ALMOND
320-0130	12	M130	SEALANT NOVAFLEX IMPER. BROWN
320-0140	12	MX140	SEALANT NOVAFLEX BEIGE

Hardware, Adhesives, Sealants, & Tapes

ROOF COATING PLAS-T-COTE ELASTOMERIC



Plas-T-Cote Elastomeric 100% Acrylic Roof Coating: Use over asphalt roof shingles, galvanized steel, concrete, wood, polyurethane foam, and bitumas built up roofs (BUR'S). Used as a reflective and protective coating. Has outstanding exterior durability and UV resistance. Expands and contracts with the roof. Resists cracking and withstands impact. Non-polluting and non-toxic.

Order No.	Case Pack	MFG#	Description
314-7032	12	16-47032	ROOF COAT WHITE ELIXIR QUART
314-7128	4	7128	ROOF COAT WHITE ELIXIR GALLON

TAPE AWNING REPAIR

3" x 15' roll repairs awnings, rainwear, tents and more. Aggressive waterproof adhesive, can be applied to damp surface.



Order No.	MFG#	Description
315-3848	42613	AWNING REPAIR TAPE CLEAR 3" W X15' L
315-2623	42623	AWNING REPAIR TAPE CLEAR 5" X 15'

TAPE BUTYL

Pliable, tacky, pressure sensitive tape. Has permanent adhesion to metals, glass, plastic and non-porous surfaces. Non-film forming, non-oxidizing and permanently flexible. Weather resistant. No streaking.



Order No.	Case Pack	MFG#	Description
313-0750	24 ROLLS	89585203G	BUTYL TAPE 3/4" W X 30' L GREY
313-1000	16 ROLLS	89585204G	BUTYL TAPE 1" W X 30' L GREY
313-1250	16 ROLLS	89585205G	BUTYL TAPE 1-1/4" W X 30' L GREY

Hardware, Adhesives, Sealants, & Tapes

TAPE PUTTY

Top quality, preformed, extruded caulking and sealing tape for use in bedding glass, window, and door frames, molding, drip rails, and all metal joints.



Order No.	Case Pack	MFG#	Description
316-0750	24 ROLLS	873203	PUTTY TAPE 1/8" X 3/4" W x 30' L GRAY
316-0751	24 ROLLS	873203B	PUTTY TAPE 1/8"X3/4" W X 30' L BLACK

Order No.	Case Pack	MFG#	Description
316-0752	24 ROLLS	5655	PUTTY TAPE 1/4" X 3/4" W X 18' L GRAY
316-1000	20 ROLLS	873204	PUTTY TAPE 1/8" X 1" W X 30' L GRAY

Hardware, Adhesives, Sealants, & Tapes


TAPE PUTTY (continued)

Order No.	Case Pack	MFG#	Description
316-1002	20 ROLLS	5675	PUTTY TAPE 1/4" X 1" W X 16' L GRAY
316-1500	12 ROLLS	873206	PUTTY TAPE 1/8" X 1-1/2" W X 30' L GRAY
316-2000	8 ROLLS	873208	PUTTY TAPE 1/8" X 2" W X 30' L GRAY
316-3204	20 ROLLS	873204B	PUTTY TAPE 1/8"X1" W X30' L BLACK

Hardware, Adhesives, Sealants, & Tapes

TAPE CAP BLACK MYLAR-BACKED

Provides an economical seal between pickup truck caps and body side rails. Can be used effectively for a variety of non-critical sealing applications. Flexes to fill-in and seal irregular surfaces and cushions against vibration and rattles. 3/16" thick with adhesive on one side.



Order No.	Case Pack	MFG#	Description
317-0151	20 ROLLS	TM150B	CAP TAPE 1-1/2" W X 30' L BLACK MYLAR
317-0200	16 ROLLS	TM200B	CAP TAPE 2" W X 30' L BLACK MYLAR

TAPE NON-SKID

Improves footing on steps, ladders, and trailer frames. Can be cut to shape and adheres to any clean, dry non-porous surface. Durable in wet or dry conditions.



Order No.	MFG#	Description
319-2210	A10-2210VP	NON-SKID TAPE 2" W X 10' L 1/PKG

TAPE TEFLON

1/2" x 520" roll.



Order No.	MFG#	Description
319-4012	A05-0265	TEFLON TAPE 1/2" W X 520" L



SEAL WITH WIPER FOR SLIDE OUT ROOMS

ECONOMY RUBBER SEAL WITH WIPER FOR SLIDE OUT ROOMS.

5/8"X1-15/16"X35'



Order No.	MFG#	Description
301-8314	018-314	SEAL WITH WIPER FOR SLIDE OUT ROOMS

Order No.	Case Pack	MFG#	Description
316-3303	24 ROLLS	873303B	PUTTY TAPE 3/16" X 3/4" W X 24' L BLACK
316-3304	20 ROLLS	873304B	PUTTY TAPE 3/16" X 1" W X 20' L BLACK
316-3406	12 ROLLS	873406B	PUTTY TAPE 1/4" X 1-1/2" W X 16' L BLACK

Hardware, Adhesives, Sealants, & Tapes




SEAL RUBBER D WITH TAPE

RUBBER D SEAL WITH TAPE: 3/4"X1/2"X50'

These seals maybe used in a variety of applications including Baggage Doors, Cargo Doors, Entrance Doors, around windows and any other areas where it is desired to reduce or eliminate infiltration of noise, dust, moisture or vibration.

Order No.	MFG#	Description
301-8318	018-318	RUBBER D SEAL WITH TAPE 3/4"X1/2"X50'

SEAL FOAM TAPE .75 X 1.5



.75" THICK X 1.5" WIDE (TPV7101224) 15' ROLL FOAM TAPE

Series TPV7100 general purpose foam tapes are light density closed-cell Polyvinyl Chloride product, cast-on 7 mil clay coated paper, manufactured for use as a positive seal for irregular surfaces and/ or for creating a tight seal on radius curve applications. This light density foam compresses easily and offers conformability, strength and resilience. It also offers excellent resistance to oxidation, weather and fung.

Order No.	MFG#	Description
317-1224	TPV7101224	FOAM TAPE LIGHT DENSITY .75 X 1.5 (15' ROLL)

Hardware, Cleaners, Paint, Lubricants & Wax

MOTOR CITY SHINE AND WASH



Motor City Shine Detail Spray is Positively Charged to help repel dust and keep the surface cleaner longer. Hydrophobic Technology to repel water without the use of heavy waxes. Water Based so it is safe for all surfaces. **Leaves no oily residue.**

Motor City RV/Car Wash Shampoo Has a thick rich foaming action that clings to the surface to help remove dirt and grime. Helps remove bugs to aid in a clean impressive surface.

Can use the Motor City Shine and Motor City car wash shampoo on the following

- Automotive finishes
- Fiberglass
- Gelcoat
- Chrome
- Stainless
- Polished Aluminum
- Vinyl
- Plastic
- Tonneau Covers
- RV
- And much more

*** WHILE SUPPLIES LAST ***

Order No.	Description
265-0001	MOTOR CITY DETAIL SPRAY 32OZ W/ SPRAY NOZZLE
265-0002	MOTOR CITY RV/CAR WASH SHAMPOO GALLON



BIO-KLEEN GUN KLEEN

- Cleans bores in rifles, pistols, shotguns, revolvers & more
- Removes primer, powder, lead & metal fouling
- Inhibits rust and corrosion
- Safe on wood stocks, polymers, plastics, coatings & inlays
- Reduces adhesion of debris to firearm surface



Order No.	MFG#	Description
373-3103	M03103	GUN KLEEN (4OZ SPRAY)

Hardware, Cleaners, Paint, Lubricants & Wax



BIO-KLEEN ADHESIVE REMOVER

Citrus adhesive remover

- Adhesive Remover
- Graffiti Remover
- Label Remover
- Biodegradable, Non Aerosol, Ozone safe



Order No.	MFG#	Description
373-7007	I17007	CITRUS ADHESIVE REMOVER (32OZ SPRAY BOTTLE)
373-7015	I17015	CITRUS ADHESIVE REMOVER (5-GALLON)



BIO-KLEEN KLEEN LUBE

- Lubricates and protects to create moisture barrier
- Inhibits corrosion and rust
- Reduces friction on rails and gears
- Formulated for RV slide-outs
- Biodegradable, Non-aerosol
- Made in the USA



Order No.	MFG#	Description
373-2703	M02703	KLEEN LUBE 40Z BOTTLE
373-2705	M02705	KLEEN LUBE 16 OZ BOTTLE



BIO KLEEN SLEDBRITE BELLY PAN CLEANER

- This snowmobile belly pan cleaner cleans black exhaust stains from snowmobile and cleans snowmobile equipment
- A snowmobile hood cleaner that is safe on sled decals and plastic
- Clean belly pan, hood, belts, clutches, and equipment
- Biodegradable, Non Aerosol, Ozone safe



Order No.	MFG#	Description
373-7105	S07105	BELLY PAN CLEANER (16OZ SPRAY BOTTLE)
373-7107	S07107	BELLY PAN CLEANER (32OZ SPRAY BOTTLE)
373-7109	S07109	BELLY PAN CLEANER (GALLON)

Hardware, Cleaners, Paint, Lubricants & Wax



BIO-KLEEN AMAZING PLUS

- Fortified with bleach
- removes mold and mildew stains
- Breaks down insect debris, tree sap, and general buildup
- Specialized for interiors, leather, vinyl & more
- Pair with Amazing Armor and H2O Repel for maximum protection
- Biodegradable, Non-aerosol
- Made in the USA



Order No.	MFG#	Description
373-2607	M02607	AMAZING PLUS 32OZ BOTTLE
373-2609	M02609	AMAZING PLUS GALLON
373-2615	M02615	AMAZING PLUS 5-GALLON



BIO-KLEEN AWNING CLEANER

- Removes tough stains, mold, mildew, dirt, tree sap and more
- Safe for all vinyl, canvas, and acrylic fabric awnings
- Pair with Amazing Armor and HO Repel for maximum protection
- Biodegradable, Non aerosol
- Made in the USA



Order No.	MFG#	Description
373-1507	M01507	AWNING CLEANER 32OZ
373-1509	M01509	AWNING CLEANER GALLON
373-1515	M01515	AWNING CLEANER 5-GALLON



BIO-KLEEN KLEEN WASH

This product will serve as an all-in-one solution to your cleaning and detailing needs. Removes black streaks, grease and oil just as easily as dirt, dust and grime, while leaving a layer of polymer and UV protection behind.

Highly concentrated to make every bottle go further. A single 4oz bottle can make up to four gallons of ready-to-use product! Contact us if you are interested in trying out Kleen Wash.



Order No.	MFG#	Description
373-2507	M02507	KLEEN WASH 32OZ
373-2509	M02509	KLEEN WASH GALLON
373-2515	M02515	KLEEN WASH 5-GALLON

Hardware, Cleaners, Paint, Lubricants & Wax



BIO-KLEEN BLACK STREAK REMOVER



- Black streak remover.
- Also a multi purpose cleaner degreaser for many jobs around the house and garage.
- Use for: black streaks, oil stains, grease and more.
- Use on: RV, boats, trailers, garage and more.
- Simple and safe: spray-on, wipe clean.
- Biodegradable, Non Aerosol

Order No.	MFG#	Description
373-0505	M00505	BLACK STREAK REMOVER (16 OZ)
373-0507	M00507	BLACK STREAK REMOVER (32 OZ)
373-0509	M00509	BLACK STREAK REMOVER (GALLON)
373-0515	M00515	BLACK STREAK REMOVER (5- GALLON) SPECIAL ORDER



BIO-KLEEN AMAZING CLEANER

- This boat vinyl cleaner cleans vinyl, leather, fabric, boats, rv and more.
- Lifts dirt and stains out while cleaning boat vinyl and fabric.
- Quickly breaks down bug/insect debris on vehicles, boats and trailers.
- Also and rv cleaner that will remove the chalk residue on rubber rv roofs.
- Specializes in removing mold and mildew stains on boat vinyl, canvas and more.
- Biodegradable, Non Aerosol



Order No.	MFG#	Description
373-0305	M00305	AMAZING CLEANER (16 OZ)
373-0307	M00307	AMAZING CLEANER (32 OZ)
373-0309	M00309	AMAZING CLEANER (GALLON)
373-0315	M00315	AMAZING CLEANER (5-GALLON) SPECIAL ORDER

Hardware, Cleaners, Paint, Lubricants & Wax

BIO-KLEEN OXIDATION REMOVER

- Fiberglass Stain Remover designed to remove the yellow hue and stains from fiberglass boat hulls
- Also does a great job as an oxidation remover, removing dull, chalking from fiberglass RV
- you know those pesky spider droppings on boats and RV? Removes those too
- Biodegradable, Non Aerosol

Order No.	MFG#	Description
373-0707	M00707	OXIDATION REMOVER (32OZ SPRAY BOTTLE)



BIO-KLEEN SUPER SUDS WASH

- A super concentrated boat wash, RV wash and automotive wash.
- Concentrated - One 32oz makes up to 32 Gallons!
- This liquid wash quickly removes scum lines, dirt, grime, insects and water spots.
- Leave behind added protection and shine after washing boats, RV, cars and trucks.
- Phosphate Free, Biodegradable, Non Aerosol



Order No.	MFG#	Description
373-1105	M01105	SUPER SUDS WASH (16 OZ.)
373-1107	M01107	SUPER SUDS WASH (32 OZ.)
373-1109	M01109	SUPER SUDS WASH (GALLON)
373-1115	M01115	SUPER SUDS WASH (5 GALLON) SPECIAL ORDER

Hardware, Cleaners, Paint, Lubricants & Wax



BIO-KLEEN FIBERGLASS CLEANER



- Hull cleaner ideal for marine and RV fiberglass, metals and anodes.
- Boat hull cleaning remove scum line, algae, scale, chalking and light oxidation as a fiberglass boat cleaner or on aluminum boat hulls.
- Also remove yellowing, light oxidation and chalking from fiberglass RV exterior.
- Biodegradable, Non Aerosol

Order No.	MFG#	Description
373-0605	M00605	FIBERGLASS CLEANER (16 OZ)
373-0607	M00607	FIBERGLASS CLEANER (32 OZ)
373-0609	M00609	FIBERGLASS CLEANER (GALLON)
373-0615	M00615	FIBERGLASS CLEANER (5-GALLON) SPECIAL ORDER



BIO-KLEEN SALT KLEEN

- Remove salt buildup, deposits and road salt from any surface with this salt neutralizer.
- Salt is quickly neutralized, released and removed with Bio-Kleen Salt Kleen.
- How to remove salt deposits on nearly any surface while aiding in protection against rust and salt corrosion.
- Biodegradable, Non Aerosol



Order No.	MFG#	Description
373-1807	M01807	SALT KLEEN (32 OZ)
373-1809	M01809	SALT KLEEN (GALLON)

Hardware, Cleaners, Paint, Lubricants & Wax



BIO-KLEEN RV ROOF CLEANER & PROTECTANT

- RV Rubber Roof Cleaner maximizes the life of rubber RV roofs.
- RV Roof Protectant with SPF 70 UV Blocker
- Safe for EPDM, PVC, TPO, and most RV roofs.
- 6 months protection
- Biodegradable, Non-aerosol.



Order No.	MFG#	Description
373-2407	M02407	RV ROOF CLEANER & PROTECTANT (32 OZ)
373-2409	M02409	RV ROOF CLEANER & PROTECTANT (GALLON)
373-2415	M02415	RV ROOF CLEANER AND PROTECTANT (5-GALLON)



BIO-KLEEN H2O REPEL



- Professional water repellent and fabric protectant.
- Waterproof fabric and repel moisture.
- No discoloration to fabrics.
- Leaves the surface flexible and breathable like you never even put it on.
- Great for canvas, tents, outerwear, carpet, boots and more

Order No.	MFG#	Description
373-1292	M01292	H2O REPEL (32 OZ)
373-1209	M01209	H2O REPEL (GALLON)
373-1215	M01215	H2O REPEL (5-GALLON)



BIO-KLEEN POLISH & SEALANT

- Boat wax and RV Wax that creates the ultimate shine and protection.
- A marine polish that deep cleans and restores color.
- All in one: Polish, seal and protect in a single application.

Order No.	MFG#	Description
373-0803	M00803	POLISH & SEALANT (4 OZ)
373-0805	M00805	POLISH & SEALANT (16 OZ)



Hardware, Cleaners, Paint, Lubricants & Wax



BIO-KLEEN QWIK SHINE

- spray wax with UV protection and SPF 40.
- A detailing spray that quickly cleans and remove dust, smudges, bird hits and water spots.
- A spray on, wipe off formula that cleans while it shines.
- Biodegradable, Non Aerosol, Ozone Safe



Order No.	MFG#	Description
373-0905	M00905	QWIK SHINE (16 OZ)
373-0907	M00907	QWIK SHINE (32 OZ)
373-0909	M00909	QWIK SHINE (GALLON)
373-0915	M00915	QWIK SHINE (5-GALLON) SPECIAL ORDER



BIO-KLEEN AMAZING ARMOR



- vinyl conditioner that conditions and renews vinyl, leather, rubber and more.
- marine vinyl protectant guards against ozone, ultraviolet (UV) rays and cracking.
- Also a sealant protection for rubber rv roofs.
- Biodegradable, Non Aerosol

Order No.	MFG#	Description
373-0205	M00205	AMAZING ARMOR (16 OZ)
373-0207	M00207	AMAZING ARMOR (32 OZ)
373-0209	M00209	AMAZING ARMOR (GALLON)
373-0215	M00215	AMAZING ARMOR (5-GALLON) SPECIAL ORDER

Hardware, Cleaners, Paint, Lubricants & Wax



BIO-KLEEN ALUMA KLEEN

- Aluminum cleaner removes oxidation, stains and discoloration from aluminum and metals.
- Quickly and easily clean the diamond plate on your boat or RV.
- Aluminum cleaner for cleaning aluminum boats and pontoons
- Also clean rims and running boards on trucks and vehicles.
- Biodegradable, Non Aerosol, Ozone Safe



Order No.	MFG#	Description
373-0107	M00107	ALUMA KLEEN (32 OZ)
373-0109	M00109	ALUMA KLEEN (GALLON)
373-0115	M00115	ALUMA KLEEN (5 GALLON)



BIO-KLEEN GLASS KLEEN

- Clean Glass, Windows, Mirrors, Chrome and Counters.
- Glass cleaner that wipes away clean and streak free.
- glass window cleaner. Unlike traditional glass cleaners.
- Biodegradable, Non Aerosol, Ozone Safe



Order No.	MFG#	Description
373-1307	M01307	GLASS KLEEN (32 OZ)
373-1309	M01309	GLASS KLEEN (GALLON)



BIO-KLEEN RESTORE & SHINE

- Fiberglass boat restoration compound that is a liquid compound and polish in one.
- Restore oxidized fiberglass and restore color in faded fiberglass.
- Use Restore Shine Xtra Cut to remove light scratches and heavy oxidation.
- UVA/UVB protection up to 250 degree F.
- Does not contain silicone.
- VOC Compliant



Order No.	MFG#	Description
373-2007	M02003	RESTORE & SHINE (32 OZ)

Hardware, Cleaners, Paint, Lubricants & Wax



BIO-KLEEN RENEW

- metal polish.
- Polishing metals to a brilliant shine.
- Quickly polish all metal surfaces fast.
- Can also be used as a restoration product for fiberglass.



Order No.	MFG#	Description
373-1003	M01003	RENEW (4 OZ)



BIO-KLEEN POLISHING BALL

- Polishing and Buffing: Metals - Clearcoat - Fiberglass
- This polishing ball is the fastest and most efficient way how to polish metal.
- 4" diameter polish ball made with soft, durable fibers that will last a lifetime. It is effective and safe on a wide range of surfaces and built to last. Performs excellent on both smooth and textured surfaces.
- Fits into tight, hard to reach areas to make any difficult polishing job quick and easy.
- No need to worry, this polish ball connects to any common drill.
- Can be washed and reused. Note: polishing ball may not need to be washed in between applications if polishing the same surface type using the same polish.



Order No.	MFG#	Description
373-9300	A39300	POLISHING BALL



BIO-KLEEN SCREEN CLEANER KIT

- Screen Cleaner kit for Marine / RV technology and more.
- GPS Screen Cleaner, Fish Finder Cleaner, Cameras.
- Safe for sensitive technology screens.
- Includes 4oz. screen cleaner and microfiber towel.
- Anti-static, No ammonia, No alcohol.
- Biodegradable, Non-aerosol.



Order No.	MFG#	Description
373-2303	M02303	SCREEN CLEANER KIT

Hardware, Cleaners, Paint, Lubricants & Wax



CAMCO BLACK STREAK REMOVER



Camco Full Timer's Choice Black Streak Remover / helps to power away stubborn black streaks caused by window / door sealants and roof coatings. It can also be used for interior cleaning.

Order No.	MFG#	Description
264-1002	41008	BLACK STREAK REMOVER (32 OZ)
264-1004	41007	BLACK STREAK REMOVER (GALLON)



CAMCO RUBBER ROOF CLEANER & CONDITIONER

- Deep cleans and conditions RV rubber roofs
- Cleans away tree sap, oxidation and road grime
- Helps extend the life of your rubber roof
- One step treatment
- Professional strength, 32oz



Order No.	MFG#	Description
264-1062	41063	RUBBER ROOF CLEANER & CONDITIONER 32-OZ

Hardware, Cleaners, Paint, Lubricants & Wax



CAMCO AWNING CLEANER



Restores the appearance of RV awnings; Removes mold stains, dirt, tree sap and road grime; Safe for all fabrics; Professional strength

Order No.	MFG#	Description
264-1022	41024	AWNING CLEANER (32-OZ)
264-1028	41028	AWNING CLEANER (GALLON)



CAMCO TRAILER GLITTER

- Washes away years of built-up grime
- Brings back luster to dull exteriors
- Safe for use on metal, wood, plastic, fiberglass and paint
- Professional strength



Order No.	MFG#	Description
264-0602	40603	TRAILER GLITTER (32 OZ)
264-0608	40608	TRAILER GLITTER (GALLON)

Hardware, Cleaners, Paint, Lubricants & Wax

CAMCO

CAMCO RV WASH & WAX



- Provides a clean, shiny finish
- Does not require buffing
- Creates waterproof/resistant beading action
- Safe for all finishes
- 100% Carnauba Wax

Order No.	MFG#	Description
264-0492	40493	WASH & WAX (32 OZ)
264-0497	40498	RV WASH & WAX (GALLON)

CAMCO

CAMCO COLOR & FINISH RESTORER

Restore shine and make the paint sparkle again on dull and weathered RVs. Non-abrasive formula also cleans striping and trim.



Order No.	MFG#	Description
264-1040	41040	COLOR & FINISH RESTORER (32 OZ)

CAMCO

CAMCO RV MILDEW STAIN REMOVER

- Restores the appearance of RV vinyl pop-ups, headliners, covers and awnings
- Removes stains caused by mildew in and around your RV
- Also great for use on grease, oil, and other heavy-duty cleaning
- Professional strength
- 32oz bottle



Order No.	MFG#	Description
264-1093	41093	RV MILDEW STAIN REMOVER (32 OZ)

Hardware, Cleaners, Paint, Lubricants & Wax

CAMCO

CAMCO AQUA BLOCK

Contains UV and mildew resistant agents and will last a year even in the most harsh conditions. Waterproofing should be applied every time the canvas is cleaned. A 22oz bottle will cover about 100 square feet.



Order No.	MFG#	Description
264-0914	40914	AQUA BLOCK- WATERPROOFER & STAIN REPELLENT (22 OZ)

CAMCO

CAMCO PRO-TEC RV RUBBER ROOF CARE SYSTEM

- Deep cleans RV rubber roofs
- Helps extend roof life with UV protection and dirt resistance
- Cleans away tree sap, oxidation and road grime
- Helps reduce future maintenance
- Two-step treatment



Order No.	MFG#	Description
264-1453	41453	RV RUBBER ROOF CARE SYSTEM (GALLON OF CLEANER & PROTECTANT)
264-1068	41068	PRO-TEC RUBBER ROOF CLEANER (GALLON)
264-1066	41066	PRO-TEC RUBBER ROOF CLEANER (32 OZ)
264-1448	41448	PRO-TEC RUBBER ROOF PROTECTANT (GALLON)
264-1443	41443	PRO-TEC RUBBER ROOF PROTECTANT (32 OZ)

CAMCO

CAMCO BUG & TAR CUTTER

- Thick, clinging formula for better cleaning
- Concentrated power
- Safe for all exterior surfaces
- Biodegradable
- 32 oz Spray bottle



Order No.	MFG#	Description
264-1392	41392	RV BUG & TAR CUTTER (32 OZ)

Hardware, Cleaners, Paint, Lubricants & Wax

CAMCO

CAMCO CITRUS MULTI PURPOSE CLEANER

Camco RV Citrus Cleaner is designed to safely clean all surfaces, including wood, plastics, vinyl tile, ceramic and painted surfaces. Specially formulated multi-surface cleaner and degreaser powers away stains, dirt and grease, leaving a clean citrus scent.



Order No.	MFG#	Description
264-1422	41422	RV CITRUS MULTI PURPOSE CLEANER (32 OZ)

CAMCO

WASH BRUSH ADJUSTABLE

Adjusts from 40" to 66" long. Built in ON/OFF switch provides full water control. Versatile brush features an 11" wide cleaning head with two types of bristles for maximum cleaning power: white bristles lifts dirt and gray bristles brush it away.



Order No.	MFG#	Description
104-3633	43633	WASH BRUSH ADJ. HANDLE

CAMCO

CAMCO SLIDE OUT LUBE & PROTECTANT

- Helps slide outs to operate smoothly without sticking
- Protects against rust and corrosion
- Repels dirt and grime
- 15 oz aerosol



Order No.	MFG#	Description
264-1105	41105	SLIDE OUT LUBE & PROTECTANT (15 OZ)

CAMCO

CAMCO RUBBER SEAL CONDITIONER

Protect and condition the seals on your slide outs. shield against UV rays, decrease friction. Helps rubber seals last longer.



Order No.	MFG#	Description
264-1135	41135	SLIDE OUT RUBBER SEAL CONDITIONER (16 OZ)

Hardware, Cleaners, Paint, Lubricants & Wax



KWIKLUBE AEROSOL SPRAY GREASE



KwikLube by Lippert Components is a unique aerosol grease recommended for keeping KwikLube RV Steps in top condition.

You can also use KwikLube on:

Hinges, latches, bicycle and motorcycle chains, tools and machinery, mowers, garage doors, cables and pulleys, caster and dolly wheels, awning mechanisms, car and camper jacks, sliding tray bearings, linkages and springs, hitches and couplers, marine applications and leveling systems.

KwikLube changes from a penetrating fluid to a tough, protective grease in minutes. A unique aerosol grease recommended for keeping KwikLube RV Steps in top condition. The cured film is impervious to moisture and withstands temperatures in excess of 400 degrees F (204 C). Additives prevent rust and reduce wear.

Order No.	MFG#	Description
379-0177	379177	KIKLUBE AEROSOL SPRAY GREASE

T-9 LUBRICANT

Developed by the Boeing Company for lubrication and protection of aircraft components, Boeshield T-9 is a combination of solvents, lubricants and waxes designed for penetration, moisture displacement, lubrication and corrosion protection. Dries to a thin waxy film that clings to metal for months. Loosens rusty and corroded parts. Safe on paint, plastic and vinyl. 12 oz. aerosol.



Order No.	MFG#	Description
389-0004	T90004	T-9 LUBRICANT 4OZ AEROSOL CAN

Hardware, Cleaners, Paint, Lubricants & Wax



SPRAY PAINT

Use on indoor and outdoor metal, wood and masonry. Leaves a protective finish that resists runs, drips and fading. Dries to a smooth durable finish in 7 to 10 minutes. 12 oz. aerosol can.



Order No.	Case Pack	MFG#	Description
260-0103	6	51103830	PAINT SPRAY'NGO GLOSS POLAR WHITE
260-0104	6	51104830	PAINT SPRAY'NGO GLOSS BLACK
260-0110	6	51110830	PAINT SPRAY'NGO FLAT BLACK (AVAIL.WSL)
260-0127	6	51127830	PAINT SPRAY'NGO GRAY PRIMER
260-9061	6	249061	PAINT SPRAY-N-GO SEMI-GLOSS BLACK



CHASSIS SHIELD RUST INHIBITOR



Chassis Shield® rust inhibitor by Lippert Components, the industry leader of RV chassis, is designed to inhibit rust and protect the metal surfaces of your RV. Spray a light mist across the desired surfaces for the best results. Chassis Shield protects RV and trailer chassis from corrosive rust. It creates a thin film of rust and corrosion protection. It also displaces water on metal surfaces.

Order No.	MFG#	Description
674-0806	674806	CHASSIS SHIELD

Hardware, Cabinet, Drawer, Bunk, & Table



BUNK CLAMP

Standard equipment on many models with slide-out or fold out bunk rooms. Provides secure pressure on the slide out units and are easy to operate.

Dimensions:

3-1/2" from mounting hole to end



Order No.	MFG#	Description
282-0775	20775	BUNK CLAMP WHITE 1/PKG.
284-0511	20785	BUNK CLAMP ZINC 1/PKG.

Hardware, Cabinet, Drawer, Bunk, & Table



CABINET CATCH & STRIKES

Exterior mounted; includes various depths of strike to accommodate most door widths. Includes 5/8", 3/4", 7/8" & 1" strikes.



Order No.	MFG#	Description
284-7243	70495	CABINET CATCH W/4 STRIKES INCLUDES 1 CATCH & 4 STRIKES/PKG.



CABINET CATCH AND STRIKES

Exterior mounted; includes various depths of strike to accommodate most door widths. Includes 5/8", 3/4", 7/8" & 1" strikes.



Order No.	MFG#	Description
284-7245	70505	CABINET CATCH W/4 STRIKES INCLUDES 1 CATCH & 4 STRIKES/PKG.



CABINET CATCH BARREL W/ METAL CLIP



Used on any style of cabinet door to provide a secure closure. Easy to install using the included screws and adjustable to provide a perfect fit.

Order No.	MFG#	Description
284-7215	70205	CABINET CATCH BARREL W/ METAL CLIP 6/PKG.



CABINET CATCH & STRIKE CONCEALED

Secure concealed catch used on many styles of cabinets and doors. Operated by pulling on the cabinet then latches securely into place when the cabinet is closed. A replacement strike only can be ordered.



Order No.	MFG#	Description
284-0435	70435	CABINET CATCH & STRIKE CONCEALED 1/PKG.
284-0445	70445	CABINET CATCH REPLACEMENT STRIKE ONLY 1/PKG.

Hardware, Cabinet, Drawer, Bunk, & Table



CABINET LATCH UNIVERSAL W/ STRIKES

Used in many applications including TV mounts, cabinets and overhead bunks, and anywhere a secure positive latch is needed. Includes both surface and solid mounting strikes. Available in Brass or Silver finish.

Order No.	MFG#	Description
284-0655	20655	LATCH UNIVERSAL SILVER W/ STRIKES 1/PKG.
284-8509	20645	LATCH UNIVERSAL BRASS W/ STRIKES 1/PKG.



CABINET CATCH BARREL W/ NYLON CLIP

Used for any style of cabinet door. 100% polypropylene for a durable, lasting application. Sturdier than typical barrel catches, since the mounting screws are installed in the barrels themselves increasing their strength.

Order No.	MFG#	Description
284-7217	70195	CABINET CATCH BARREL W/ NYLON CLIP 6/PKG.



CABINET CATCH BARREL SIDE MOUNT

Replace broken cabinet hardware with barrel cabinet catches. Screws included.

Order No.	MFG#	Description
284-4203	44203	CABINET CATCH BARREL SIDE MOUNT 6/PKG.



CABINET CATCH BULLDOG

Concealed cabinet catch. Uses a specially designed post/socket system to provide a secure closure, adjustable for a good fit.

Order No.	MFG#	Description
284-7219	70305	CABINET CATCH BULLDOG 2/PKG.

Hardware, Cabinet, Drawer, Bunk, & Table



CABINET CATCH PUSH-TO-OPEN TOUCH

Mounts inside the door and provides a secure closure. Operated by simply pushing on the cabinet door to release the catch, then by closing the cabinet to secure it. Adjustable for a variety of applications.

Order No.	MFG#	Description
284-0455	70455	CABINET CATCH PUSH TO OPEN TOUCH 1/PKG.



CABINET CATCH DOUBLE ROLLER W/ CLIP

Used on any style of cabinet or door, adjustable to provide a great fit.

Order No.	MFG#	Description
284-7203	70225	CABINET CATCH DOUBLE ROLLER W/ CLIP 2/PKG.



CABINET CATCH DOUBLE ROLLER W/ PRONG

Can be installed on any style of door or cabinet to provide a positive catch. Strong catch made of durable steel and plastic rollers and adjustable for a great fit.

Order No.	MFG#	Description
284-7201	70235	CABINET CATCH DOUBLE ROLLER W/ PRONG 2/PKG.



CABINET CATCH SINGLE ROLLER

Will work on any style of cabinet door or anywhere a roller friction catch is needed.

Order No.	MFG#	Description
284-7207	70255	CABINET CATCH SINGLE ROLLER 2/PKG.

Hardware, Cabinet, Drawer, Bunk, & Table



CABINET CATCH SINGLE ROLLER HEAVY DUTY

Used on any style of cabinet or door to provide extra strength in a catch. Constructed of durable zinc plated steel with a large rubberized roller for better friction.

Order No.	MFG#	Description
284-8559	70245	CABINET CATCH SINGLE ROLLER HEAVY DUTY 1/PKG.



CABINET CATCH FRICTION W/ METAL CLIP

Used on any style of cabinet or door to provide a secure closure.

Order No.	MFG#	Description
284-7205	70215	CABINET CATCH FRICTION W/ METAL CLIP 2/PKG.



CABINET CATCH MAGNETIC SIDE MOUNT

Used for any style of door or cabinet to provide a passive closure. Adjustable to make your installation easy and effortless.

Order No.	MFG#	Description
284-7213	70265	CABINET CATCH MAGNETIC SIDE MOUNT 2/PKG.



CABINET CATCH MAGNETIC SURFACE MOUNT

Universal magnetic catch. Includes a flat and a 90° angled strike plate. Works on any door or cabinet application where a passive closure is needed.

Order No.	MFG#	Description
284-7209	70275	CABINET CATCH MAGNETIC SURFACE MOUNT 2/PKG.

Hardware, Cabinet, Drawer, Bunk, & Table



CABINET THUMB CATCH ENGLISH W/ STRIKE

English positive thumb catch available with 3/8" or 3/4" strike.

Order No.	MFG#	Description
284-0214	013-019	CABINET THUMB CATCH ENGLISH 3/4" STRIKE 1/PKG.



CABINET DOOR OR DRAWER BUMPERS

Universal clear bumpers are commonly used inside cabinet doors and drawers to provide protection from wear and as an anti rattle device 1/2".

Order No.	MFG#	Description
284-1015	71015	DOOR DRAWER BUMPERS 1/2" 12/PKG.



CABINET DOOR METAL STRUT

Spring loaded to provide a positive lift when the cabinet door is opened. Found on many RV cabinet doors and easily replaced using the enclosed screws.

Order No.	MFG#	Description
284-7271	70545	CABINET DOOR METAL STRUT 2/PKG.



CABINET DOOR PLASTIC STRUT

Spring loaded to provide a positive lift when the cabinet door is opened. Found on many RV cabinet doors and easily replaced using the enclosed screws. Black

Order No.	MFG#	Description
284-0960	70555	CABINET DOOR PLASTIC STRUT BLACK 2/PKG.


Hardware, Cabinet, Drawer, Bunk, & Table



CABINET HINGE FREE SWING FLUSH MOUNT

Universal replacement for any flush mount application Antique Brass, Chrome, or Brass finish.

Order No.	MFG#	Description
284-7235	70605	CABINET HINGE FREE SWING FLUSH MOUNT ANTIQUE BRASS 2/PKG.
284-7239	70615	CABINET HINGE FREE SWING FLUSH MOUNT BRASS 2/PKG.
289-0655	70655	CABINET HINGE FREE SWING FLUSH MOUNT CHROME 2/PKG.



CABINET HINGE NON MORTISE

Used anywhere a flush fit hinge is needed. Often used in bi-fold doors. Available in Brass or Chrome finish.

Order No.	MFG#	Description
289-0635	70635	CABINET HINGE NON MORTISE CHROME 2/PKG.



CABINET HINGE SELF CLOSING FLUSH MOUNT

Spring loaded to provide a constant pressure on the cabinet door while closed. Available in Antique Brass or Brass finish.

Order No.	MFG#	Description
284-7233	70585	CABINET HINGE SELF CLOSING FLUSH MOUNT ANTIQUE BRASS 2/PKG.
284-7237	70595	CABINET HINGE SELF CLOSING FLUSH MOUNT BRASS 2/PKG.



CABINET HINGE SELF CLOSING FLUSH MOUNT CHROME

Spring loaded to provide a constant pressure on the cabinet door while closed. Chrome finish.

Order No.	MFG#	Description
284-0575	70575	CABINET HINGE SELF CLOSING FLUSH MOUNT CHROME 2/PKG.

Hardware, Cabinet, Drawer, Bunk, & Table



DRAWER LOCK 2"

This standard drawer lock kit keeps the cabinet or desk drawer from being completely removed by accident. It provides a secure stop on the back lip of the drawer and can be easily released by lifting the drawer.

Order No.	MFG#	Description
284-7309	71005	DRAWER 2" LOCK 2/PKG.



DRAWER PLATE

Replacement drawer plate.



Order No.	MFG#	Description
284-0110	010-110	DRAWER PLATE REPLACEMENT 1/PKG.



DRAWER PULL LATCH ZINC

Drawer pull latch zinc finish.



Order No.	Description
284-0042	DRAWER PULL LATCH ZINC 1/PKG.



DRAWER SLIDE SOCKET SET SMALL "C" SHAPE

Identified by looking at its opening where it resembles a small "C" shape. It is an adjustable socket for a universal application. Socket 2.125" deep .375" x .875" track opening

Order No.	MFG#	Description
284-0725	70725	DRAWER SLIDE SOCKET SET SMALL C SHAPE 1/PKG.



DRAWER SLIDE SOCKET SET LARGE "C" SHAPE

Identified by looking at its opening where it resembles a larger "C" shape. It is an adjustable socket for a universal application. Socket 2.375" deep .437" x .812" track opening

Order No.	MFG#	Description
284-0735	70735	DRAWER SLIDE SOCKET SET LARGE C SHAPE 1/PKG.

Hardware, Cabinet, Drawer, Bunk, & Table



DRAWER SLIDE SOCKET SET "?" SHAPE

This drawer socket can be identified by looking at its opening where it resembles a question mark. It is an adjustable socket for a universal application.



Order No.	MFG#	Description
284-7307	70715	DRAWER SLIDE SOCKET "?" STYLE



CABINET DRAWER SLIDE REPAIR KIT


Universal replacement drawer slide kit contains all of the plastic replacement parts needed to repair a sliding cabinet or desk drawer.



Order No.	MFG#	Description
284-7301	70985	CABINET DRAWER SLIDE REPAIR KIT 1/PKG.

TABLE LEGS & PEDESTAL BASES

Table pedestal legs are chrome



Order No.	Ref.	MFG#	Description
280-0240	A	MA-923	PEDESTAL LEG 24"
280-0295	A	MA-951	PEDESTAL LEG 29-1/2"
280-0315	A	MA-956	PEDESTAL LEG 31-1/2"
280-5146	B	5146	PEDESTAL BASE ROUND SURFACE MOUNT
280-5147	C	MA-1112	PEDESTAL BASE ROUND RECESS MOUNT

Hardware, Cabinet, Drawer, Bunk, & Table

DROP LEAF TABLE SUPPORT



Drop Leaf Table Support 9 3/4" 2 per pack

AVAILABLE WHILE SUPPLIES LAST

Order No.	MFG#	Description
284-8501	20745	TABLE SUPPORT H501 2 PER PK

Hardware, Curtain & Blind



CURTAIN CARRIER LARGE SLIDING EYE TRACK TYPE "A"



Use with track Type "A".

Order No.	MFG#	Description
288-1085	81085	CURTAIN CARRIER LARGE SLIDING EYE TRACK TYPE "A" 14/PKG.



CURTAIN SEW IN SNAP TAPE TRACK TYPES "A", "C", & "E"



For use with track Types: A, C, & E. Uses nylon webbing for easier installation. No shrinkage or tearing caused by sun or heat exposure. 72" long.

Order No.	MFG#	Description
288-1005	81005	CURTAIN SNAP TAPE 72" TRACK TYPES "A", "C", & "E"



CURTAIN CARRIER WHEELED W/ HOOK TRACK TYPE "B"



Use with track Type "B".

Order No.	MFG#	Description
288-1155	81155	CURTAIN CARRIER WHEELED W/ HOOK TRACK TYPE "B" 14/PKG.

Hardware, Curtain & Blind



CURTAIN CARRIER WHEELED W/ RING TRACK TYPE "B"

Use with track Type "B".

Order No.	MFG#	Description
288-1165	81165	CURTAIN CARRIER WHEELED W/ RING TRACK TYPE "B" 14/PKG.



CURTAIN CEILING BRACKET TRACK TYPE "B"

Use with track Type "B".

Order No.	MFG#	Description
288-1185	81185	CURTAIN CEILING BRACKET TRACK TYPE "B" 2/PKG.



CURTAIN END STOP TRACK TYPE "B"

Use with track Type "B".

Order No.	MFG#	Description
288-1195	81195	CURTAIN END STOP TRACK TYPE "B" 2/PKG.



CURTAIN TABS SEW IN TRACK TYPE "C"

Use with track Type "C".

Order No.	MFG#	Description
288-1285	81285	CURTAIN TABS SEW IN TRACK TYPE "C" 14/PKG.



CURTAIN GLIDE TAPE TRACK TYPE "D"

Use with track Type "D".

Order No.	MFG#	Description
288-1365	81365	CURTAIN GLIDE TAPE 72" TRACK TYPE "D" 1/PKG.

Hardware, Curtain & Blind



CURTAIN SNAP KIT FABRIC TO FABRIC



For adding a snap attachment to any fabric such as tarps, awning material or curtains. Use JR Products Snap Installation Tool Kit DH Part # 288-1565 for installation.

Order No.	MFG#	Description
288-1575	81575	CURTAIN SNAP KIT FABRIC TO FABRIC 6/PKG.



CURTAIN SNAP KIT FABRIC TO WALL



For adding a snap attachment to any fabric or material where they are fastened to a wall or solid structure such as screen rooms, interior curtains, or security straps. Use JR Products Snap Installation Tool Kit DH Part # 288-1565 for installation.

Order No.	MFG#	Description
288-1585	81585	CURTAIN SNAP KIT FABRIC TO WALL 6/PKG.



CURTAIN TURN BUTTONS



Order No.	MFG#	Description
288-1595	81595	CURTAIN TURN BUTTONS 4/PKG.



CURTAIN SHOWER RINGS METAL

Made of durable zinc plated steel for lasting use and spring loaded. Used for any type of curtain such as shower, privacy, and window coverings.



Order No.	MFG#	Description
288-1665	81665	CURTAIN SHOWER RINGS METAL 12/PKG.

Hardware, Curtain & Blind



DRAPE HOOK STAINLESS STEEL



Order No.	MFG#	Description
288-1545	81545	DRAPE HOOKS STAINLESS STEEL 14/PKG.



BLIND MINI HOOK STYLE HOLD DOWN



Used to secure the bottom rail on any mini blind with a post protruding from the end cap. Made of zinc plated steel for extra security and longevity 1" L.

Order No.	MFG#	Description
288-1645	81645	BLIND MINI HOOK STYLE HOLD DOWN 1" L. 2/PKG.



BLIND MINI POST STYLE HOLD DOWN

Used to secure the bottom rail of most mini blinds that have a small hole located in the end caps. Made of flexible plastic for universal applications.



Order No.	MFG#	Description
288-1635	81635	BLIND MINI POST STYLE HOLD DOWN 2/PKG.

Hardware, Curtain & Blind



BLIND MINI WAND



Universal replacement for most mini blind applications 12" L.

Order No.	MFG#	Description
288-1605	81605	BLIND MINI WAND 12" 1/PKG.



SHADE DAY NIGHT HOLD DOWN FLUSH MOUNT



Used to secure the tension cords of your pleated shades. Includes spacer and attaching screw to repair or replace any extended hold-down unit clear.

Order No.	MFG#	Description
288-1735	81735	SHADE DAY NIGHT HOLD DOWN FLUSH MOUNT CLEAR 2/PKG.



SHADE PLEATED HOLD DOWN

Used to secure the tension cords of your pleated shades. Includes spacer and attaching screw to repair or replace any extended hold-down unit clear.



Order No.	MFG#	Description
288-1705	81705	SHADE PLEATED HOLD DOWN CLEAR 2/PKG.

Hardware, Door



HOOD LATCH



A: Mini rubber hood latch 2-1/2" long

b: Large rubber hood latch 4-7/8" long

Order No.	MFG#	Description
855-0191	03005	MINI HOOD LATCH

Hardware, Door



COMPARTMENT DOOR LOCK (751 KEY)



- Keyed alike using single sided 751 style key
- Universal fit with flat and offset blades
- Chrome plated zinc units
- Original replacement
- Lifetime Warranty

Order No.	MFG#	Description
284-0305	00305	COMPARTMENT DOOR LOCK 5/8" (751 KEY)
284-3150	00315	COMPARTMENT DOOR LOCK 7/8" (751 KEY)
284-3350	00335	COMPARTMENT DOOR LOCK 1-3/8" (751 KEY)
284-0325	00325	COMPARTMENT DOOR LOCK 1-7/8" (751 KEY)



PLASTIC THUMB LATCH



- Original replacement
- Lifetime Warranty
- Black & White

Order No.	MFG#	Description
289-0433	433-BK-A	THUMB LOCK PLASTIC (BLK)
289-4433	433-PW-A	THUMB LOCK PLASTIC (WHT)



BAGGAGE DOOR CAM LOCK ACE STYLE

High security baggage door lock. Round alarm style key greatly improves the security of your baggage door compartments. Chrome plated with round face. Two keys per lock. Includes straight and offset cam.



Order No.	MFG#	Description
282-8178		BAGGAGE DOOR CAM LOCK ACE STYLE 5/8" 1/PKG.
282-8192	18-3055	BAGGAGE DOOR CAM LOCK ACE STYLE 7/8" 1/PKG.



BAGGAGE DOOR CAM LOCK KEYED W/ STRAIGHT & OFFSET CAMS

Cam locks for baggage door compartment doors. Chrome plated with round face. Two keys per lock. Available in 3 lengths with straight and offset cam.



Order No.	MFG#	Description
285-3040	18-3040	BAGGAGE DOOR CAM LOCK 5/8" KEYED W/ STRAIGHT & OFFSET CAMS 1/CARD
285-3045	18-3045	BAGGAGE DOOR CAM LOCK 7/8" KEYED W/ STRAIGHT & OFFSET CAMS 1/CARD
285-3049	18-3049	BAGGAGE DOOR CAM LOCK 1-1/8" KEYED W/ STRAIGHT & OFFSET CAMS 1/CARD

Hardware, Door



BAGGAGE DOOR CAM LOCK THUMB STYLE W/ STRAIGHT & OFFSET CAMS

Thumb-Operated cam lock for baggage doors. Available in 3 lengths with straight and offset cam.

Order No.	MFG#	Description
285-3060	18-3060	BAGGAGE DOOR CAM LOCK THUMB STYLE 5/8" W/ STRAIGHT & OFFSET CAMS 1/CARD
285-3035	18-3065	BAGGAGE DOOR CAM LOCK THUMB STYLE 7/8" W/ STRAIGHT & OFFSET CAMS 1/CARD
285-3039	18-3039	BAGGAGE DOOR CAM LOCK THUMB STYLE 1-1/8" W/ STRAIGHT & OFFSET CAMS 1/CARD



BAGGAGE DOOR CATCHES

Mounts from above or side of door and folds back after use. Available in chrome, white, colonial white or grey finish. Square style

Order No.	MFG#	Description
285-5051	18-5051	BAGGAGE DOOR CATCH CHROME 2/CARD
285-5070	10355	BAGGAGE DOOR CATCH WHITE 2/CARD
285-5071	18-5071	BAGGAGE DOOR CATCH COLONIAL WHITE 2/CARD
289-0225	10225	BAGGAGE DOOR CATCH BLACK 2/CARD



DOOR CATCH BAGGAGE

Original replacement baggage door catches. Can be mounted above or beside doors. Easily mounts to any exterior to hold open baggage doors while loading and unloading. Specially designed spring-loaded clip holds doors securely and lays flat when not in use. Stylish look adds to your RV's appearance. Available in black, white, colonial white and stainless steel finish.

Order No.	MFG#	Description
289-0224	10224	DOOR CATCH BAGGAGE BLACK 2/PKG. (BULLET STYLE)
289-0234	10234	DOOR CATCH BAGGAGE WHITE 2/PKG. (BULLET STYLE)
289-1245	10245	DOOR CATCH BAGGAGE STAINLESS STEEL 2/PKG. (SQUARE STYLE)
289-8213	10254	DOOR CATCH BAGGAGE COLONIAL WHITE 2/PKG.

Hardware, Door



BAGGAGE DOOR CATCH BULLET STYLE

This baggage door catch features rounded edges and aerodynamic design. Made of ABS plastic white.

Order No.	MFG#	Description
285-5080	18-5080	BAGGAGE DOOR CATCH BULLET STYLE WHITE 2/CARD



COMPARTMENT DOOR CAM LOCK THUMB STYLE

Deluxe thumb turn compartment lock is built to automotive standards. Includes both straight and offset cam blades making them a universal fit. Available in three sizes 5/8", 7/8", and 1-1/8".

Order No.	MFG#	Description
289-8525	00115	COMPARTMENT DOOR CAM LOCK 5/8" THUMB STYLE 1/PKG.
289-8527	00125	COMPARTMENT DOOR CAM LOCK 7/8" THUMB STYLE 1/PKG.
289-8528	00135	COMPARTMENT DOOR CAM LOCK 1-1/8" THUMB STYLE 1/PKG.



COMPARTMENT DOOR CAM LOCK KEY STYLE

Deluxe locks are built to automotive standards with a double-sided key for security. A dust cover is built into the lock to keep it clean. Includes straight and offset cam blades making them universal in fit. Available in three sizes 5/8", 7/8", and 1-1/8".

Order No.	MFG#	Description
289-8545	00155	COMPARTMENT DOOR CAM LOCK 5/8" KEY STYLE 1/PKG.
289-8547	00165	COMPARTMENT DOOR CAM LOCK 7/8" KEY STYLE 1/PKG.
289-8548	00175	COMPARTMENT DOOR CAM LOCK 1-1/8" KEY STYLE 1/PKG.



COMPARTMENT DOOR FINGER PULL

Rugged stainless steel for long-lasting durability. Designed as a universal fit and will make operating your compartment doors easier.

Order No.	MFG#	Description
289-8539	00195	COMPARTMENT DOOR FINGER PULL 1/PKG.

Hardware, Door

REPLACEMENT KEY CH751

Replacement ch 751 Keys 2 per pack



Order No.	MFG#	Description
282-0751	751-A	CH751 KEYS 2-PER PK



CAMPER DOOR LATCH LOCKING

Universal entry door latch is commonly used on fold-down campers. Constructed of die cast steel and is painted a light gray for a universal application.



Order No.	MFG#	Description
309-0805	10805	CAMPER DOOR LATCH LOCKING 1/PKG.



CAMPER LID LATCH OR CATCH FOLDING

Used to secure the lid of your fold down camper for travel. Made of durable steel and are either zinc plated or powder coated in a white finish. Catch only can be purchased separately.



Order No.	MFG#	Description
289-8313	10825	CAMPER LID LATCH FOLDING ZINC 1/PKG.
289-8316	10845	CAMPER LID LATCH FOLDING WHITE 1/PKG.
289-1845	11845	CAMPER LID LATCH FOLDING BLACK 1/PKG.
289-8317	10835	CAMPER LID CATCH ONLY ZINC 1/PKG.
289-8318	10855	CAMPER LID CATCH ONLY WHITE 1/PKG.
289-1855	11855	CAMPER LID CATCH ONLY BLACK 1/PKG.



CLOSET POLE SOCKET SET

Holds any style closet rod. Screws included.



Order No.	MFG#	Description
284-0535	20535	CLOSET POLE SOCKET SET 1/PKG.
289-1830		ADJ CLOSET ROD 18"-30" LIMITED SUPPLY AVAIL.

Hardware, Door



CLOSET DOOR BUMPER UNIVERSAL

Universal door bumper used most often with sliding closet doors. It is easily installed anywhere the door comes into contact with the wall or metal frame to prevent damage.



Order No.	MFG#	Description
284-0545	20545	CLOSET DOOR BUMPER UNIVERSAL 2/PKG.



DOOR BUMPER UNIVERSAL

HD entry door bumper constructed of industrial rubber for a durable application. Can be installed anywhere bumper protection is needed.



Order No.	MFG#	Description
309-0695	10695	DOOR BUMPER UNIVERSAL 1/PKG.



DOOR CATCH SLIDING MIRROR

Universal factory replacement catch found on most RV sliding mirrored wardrobe doors. It mounts easily to the door frame and clips around the metal portion of the door when closed providing a secure catch while traveling. Replaces both small and large catches.



Order No.	MFG#	Description
284-0665	20665	DOOR CATCH SLIDING MIRROR 1/PKG.



DOOR GUIDE ADJUSTABLE

Found on most pocket style or sliding doors. Used to keep the bottom of the doors aligned for smooth operation and to lessen the noise or wear caused by the wall or pockets. Adjustable for a variety of door sizes.



Order No.	MFG#	Description
284-0595	20595	DOOR GUIDE ADJUSTABLE 1/PKG.

Hardware, Door



DOOR GUIDE SLIDING/POCKET

Found on most pocket style or sliding doors. Used to keep the bottom of the doors aligned for smooth operation and to lessen the noise or wear caused by the wall or pockets.

Order No.	MFG#	Description
284-0605	20605	DOOR GUIDE SLIDING/POCKET 1/PKG.



DOOR HANGER PLATE SLIDING

Used most commonly on pocket style and sliding doors. The unit is mounted to the top of this style of door to provide a smooth operation.

Order No.	MFG#	Description
284-0555	20555	DOOR HANGER PLATE SLIDING 1/PKG.



DOOR HANGER SLIDING

Used most commonly on pocket style and sliding doors. The unit is mounted to the top of this style of door to provide a smooth operation.

Order No.	MFG#	Description
284-0565	20565	DOOR SLIDING HANGER 1/PKG.



DOOR LATCH PRIVACY

Locking unit commonly found on interior doors. Available in a gold finish to match any decor.

Order No.	MFG#	Description
284-8521	20515	DOOR LATCH PRIVACY GOLD 1/PKG.



DOOR LATCH PRIVACY PLASTIC

Constructed of strong polypropylene for long-lasting use. Commonly used on sliding and folding interior doors.

Order No.	MFG#	Description
284-8531	20505	DOOR LATCH PRIVACY PLASTIC 1/PKG.

Hardware, Door



DOOR STOP ANGLED 3" & 4-3/4"

Original replacement plunger style door holder. Constructed of zinc plated steel for long life. Easily installs to any RV or trailer to hold door securely open. Replacement rubber socket only is available.

Order No.	MFG#	Description
307-1304	10304	DOOR STOP ANGLED 3" 1/PKG.
307-1314	10314	DOOR STOP ANGLED 4-3/4" 1/PKG.
309-0404	10404	DOOR STOP RUBBER SOCKET ONLY 1/PKG.



DOOR BUMPER CATCH 2-1/2" & 3-1/2"

Constructed of zinc plated steel for durability and works with any door. Mounts easily to any RV or trailer to hold door securely open. Two sizes 2-1/2" or 3-1/2".

Order No.	MFG#	Description
307-5433	10274	DOOR 3-1/2" BUMPER CATCH 1/PKG.



DOOR STOP STRAIGHT 3" & 4-3/4"

Original replacement plunger style door holder. Constructed of zinc plated steel for long life. Easily installs to any RV or trailer to hold door securely open. Replacement rubber socket only is available.

Order No.	MFG#	Description
307-1284	10284	DOOR STOP STRAIGHT 3" 1/PKG.
307-1294	10294	DOOR STOP STRAIGHT 4-3/4" 1/PKG.
309-0404	10404	DOOR STOP RUBBER SOCKET ONLY 1/PKG.



DOOR HOLDER C-CLIP STYLE 3" & 5-1/2" PLASTIC

Original replacement for all C-Clip style door holders. Made of sturdy plastic designed for long lasting use. Uses specially formed C-Clip to grip the door holder securely. Two sizes 3" or 5-1/2". Polar White.

Order No.	MFG#	Description
309-8241	10204	DOOR HOLDER C-CLIP STYLE 3" PASTIC POLAR WHITE 1/ PKG.
309-0374	10374	DOOR HOLDER C-CLIP STYLE 5-1/2" PLASTIC POLAR WHITE 1/ PKG.

Hardware, Door



DOOR HOLDER C-CLIP STYLE 3" & 6" METAL



Designed with a strong positive catch to keep doors in place. Both pieces are made of sturdy zinc plated steel for years of durable use. Replaces metal and plastic versions. The metal C-Clip socket works with both plastic and metal wells. Two sizes 3" or 6".

Order No.	MFG#	Description
309-0535	10535	DOOR HOLDER C-CLIP STYLE 3" METAL 1/PKG.
309-0555	10555	DOOR HOLDER C-CLIP STYLE 6" METAL 1/PKG.



DOOR HOLDER C-CLIP STYLE 3" & 6" METAL/PLASTIC COMBO



One of the more popular versions used by today's manufacturers. The well is constructed of zinc plated steel for rust resistance and durability. The plastic C-Clip socket is standard. Replaces the "Kwikkee Grip-O" style door holder. Two sizes 3" or 6".

Order No.	MFG#	Description
309-0545	10595	DOOR HOLDER C-CLIP STYLE 3" METAL/PLASTIC COMBO 1/PKG.
309-0565	10565	DOOR HOLDER C-CLIP STYLE 6" METAL/PLASTIC COMBO 1/PKG.



DOOR HOLDER C-CLIP



Original replacement for all C-Clip style door holders. Tired of the plastic breaking, try the metal.

Order No.	MFG#	Description
309-0394	10394PW	DOOR HOLDER C-CLIP ONLY PLASTIC POLAR WHITE 2/PKG.
309-0595	10595	DOOR HOLDER C-CLIP ONLY METAL 2/PKG.



DOOR HOLD BACK GRIPPO STYLE 3" PLASTIC

Grippe style 3" with socket polar white. Replacement socket only can be purchased.




Order No.	MFG#	Description
307-5491	013-086W	DOOR HOLDER GRIPPO STYLE 3" PLASTIC POLAR WHITE 1/PKG.
307-5493	013-089W	DOOR HOLDER GRIPPO STYLE SOCKET ONLY PLASTIC POLAR WHITE 1/PKG.

Hardware, Door



DOOR HOLD BACK ALUMINUM



HD aluminum hook and keeper door hold back engages to hold a door open and prevent unwanted closing. The keeper contains a spring loaded latch mechanism that keeps door open until manually closed. Available in 2" and 4" lengths

Order No.	MFG#	Description
285-0300	HD300	DOOR HOLDE BACK 2" ALUMINUM
285-0304	DH304	DOOR HOLD B ACK 4" ALUMINUM



MAGNETIC DOOR HOLDER



Rubberized Magnets are an easy-to-install and simple to use powerful magnetic connection system perfect for replacing traditional latches. For the exterior they can be used for applications such as the baggage/storage compartments and on the interior the magnets can be used for various cabinet applications. Also great when used individually for hanging small objects. The applications are endless.

Order No.	MFG#	Description
309-9801	013-09801	DOOR HOLDER MAGNETIC WHITE 2PK
309-9802	013-09802	DOOR HOLDER MAGNETIC BLACK 2PK

Hardware, Door



DOOR HOLD BACK HOOK & CATCH 4"



This T-Style door holder will replace any type of door holder. Comes complete with everything you will need to replace your existing door holder. Zinc plated, steel stamping, 4" hook.

Order No.	MFG#	Description
307-0500	DH500	DOOR HOLD BACK HOOK & CATCH 4"



DOOR HOLDER PIVOTING 3-1/2" & 5-1/2"



Built of durable zinc plated steel for years of use. The polymer plastic receiver can be adjusted to the amount of holding strength needed. The arm is designed to pivot in order to fold it out of the way when not in use. Two sizes 3-1/2" or 5-1/2".

Order No.	MFG#	Description
309-0655	10655	DOOR HOLDER 5-1/2" PIVOTING 1/PKG.



DOOR HOLDER ANGLED T-STYLE 90 DEGREE PLASTIC



Works great for applications where the door needs to be held open to avoid items such as awning arms or compartment doors.

Order No.	MFG#	Description
309-0605	10605	DOOR HOLDER ANGLED T-STYLE 90 DEGREE PLASTIC POLAR WHITE 1/PKG.
301-0625	10625	DOOR HOLDER ANGLED T-STYLE 90 DEGREE PLASTIC BLACK 1/PKG

Hardware, Door



DOOR HOLD BACK T-STYLE PLASTIC 3-1/2" & 6"

3-1/2" Polar white.



Order No.	MFG#	Description
309-1389	013-084BL	DOOR HOLD BACK T-STYLE PLASTIC 3.5" (BLACK) 1/PKG
309-3088	013-084	DOOR HOLD BACK T-STYLE PLASTIC 3.5" (COL WHT) 1/PKG
309-3087	013-085BL	DOOR HOLD BACK T-STYLE PLASTIC 6" (BLACK) 1/PKG
309-3085	013-0085	DOOR HOLD BACK T-STYLE PLASTIC 6" (COL WHT) 1/PKG
309-3064	013-064BL	DOOR HOLD BACK T-STYLE PLASTIC 8" (BLACK) 1/PKG



DOOR HOLDER T-STYLE PLASTIC 3.5" & 6"



Direct replacement for your original equipment. Constructed of durable plastic for longer life. Available in 3.5" and 6" Polar White and Black

Order No.	MFG#	Description
307-6456	10414	DOOR HOLDER T-STYLE PLASTIC 3.5" POLAR WHITE 1/PKG.
307-6466	10444	DOOR HOLDER T-STYLE PLASTIC 6" POLAR WHITE 1/PKG.
301-0324	10324	DOOR HOLDER T-STYLE PLASTIC 3.5" BLACK 1/PKG.
301-0434	10434	DOOR HOLDER T-STYLE PLASTIC 6" BLACK 1/PKG.



DOOR HOLDER T-STYLE METAL 4" & 6"

Replaces any type of door holder. Constructed of durable steel with zinc plating for longer life that resists rust and corrosion. Includes everything you need to install or replace your existing door holder. Two sizes 4" or 6".



Order No.	MFG#	Description
309-0495	10495	DOOR HOLDER T-STYLE METAL 4" 1/PKG.
309-0505	10505	DOOR HOLDER T-STYLE METAL 6" 1/PKG.

Hardware, Door



DOOR HOLDER T-STYLE STAINLESS STEEL 4"

Guaranteed not to rust! Replaces any type of door holder.

Order No.	MFG#	Description
309-8225	10615	DOOR HOLDER T-STYLE STAINLESS STEEL 4" 1/PKG.



DOOR HOLDER T-STYLE STAINLESS STEEL 4" & 6"

Guaranteed not to rust! Replaces any type of door holder. Includes everything you need to install or replace your existing door holder. Two sizes 4" or 6".

Order No.	MFG#	Description
309-0515	10515	DOOR HOLDER T-STYLE STAINLESS STEEL 4"1/PKG.
309-0525	10525	DOOR HOLDER T-STYLE STAINLESS STEEL 6" 1/PKG.



DOOR HOLDER BUMPER LOW PROFILE

Unique door holder made of polymer plastic. Will not rust or fade and provides a secure catch when connected. Since it is a flexible polymer, it also works as a bumper when not in the catch position, which reduces damage to your unit from the door. Used in any application from entry doors to small uses such as compartments.

Order No.	MFG#	Description
309-0665	10665	DOOR HOLDER BUMPER LOW PROFILE 1/PKG.



DOOR HOLDER ULTIMATE PLASTIC POLAR WHITE

Designed for a variety of uses. Made of durable plastic for a long life. Specially designed holding rod uses the T-style idea then improved it by using round ball type end. This gives it a larger radius of fit and flexibility. Holder comes with attachment to keep rod securely in place while in use.

Order No.	MFG#	Description
284-0465	10465	DOOR HOLDER ULTIMATE 4" POLAR WHITE
309-0475	10475	DOOR HOLDER ULTIMATE 6" POLAR WHITE 1/PKG.

Hardware, Door

DOOR HOLDER 10"



Designed to hold doors open against the side of a body, the hook manually engages and disengages. 10" Long (avail. in Black or Gray)

Order No.	MFG#	Description
290-0001	BDH-010	DOOR HOLDER ASSM. 10" BLACK
290-0002	GDH-010	DOOR HOLDER ASSM 10" GRAY



DOOR SECURITY STRAP UNIVERSAL

Designed to keep doors in the open position while traveling. Straps is 18" long and can be cut to fit. Comes complete with everything you need to make a professional and decorative installation.

Order No.	MFG#	Description
284-8750	20615	DOOR SECURITY STRAP UNIVERSAL 1/PKG.



SCREEN DOOR LATCH BULLET STYLE

Universal screen door latch. Used to secure the screen door to the entry door on most RV's.

Order No.	MFG#	Description
309-0785	10785	SCREEN DOOR LATCH BULLET STYLE 1/PKG.

Hardware, Door



CAMPER DOOR LATCH



- Keyed alike using single sided 701 style key
- Universal door latch
- Constructed of die cast steel then painted
- Mounting screws included
- Black
- Lifetime Warranty
- Instructions included

Order No.	MFG#	Description
289-1675	11675	CAMPER DOOR LATCH (BLK)



SCREEN DOOR LATCH COLEMAN



Exact replacement for Coleman style entry doors and can also replace many entry doors found on fold-down campers.

Order No.	MFG#	Description
309-0795	10795	SCREEN DOOR LATCH COLEMAN 1/PKG.

Hardware, Door



BI-DIRECTIONAL SCREEN DOOR LATCH



- Replaces both a left or right hand version on door
- Universal use with 3" mounting holes; replaces all latches with this mounting format
- Includes latch, strike, keeper, and mounting screws
- Lifetime Warranty

Order No.	MFG#	Description
289-1865	06-11865	SCREEN DOOR LATCH BI-DIRECTIONAL (BLK)



SCREEN DOOR LATCH RIGHT HAND



Exact replacement for Amerimax style doors and can also be used on other styles as a replacement. The latch location is determined by looking at the closed door from inside your RV. The latch location is the side of the door that it is mounted on. This would mean that a right hand latch will be mounted on the right hand side of the screen door as you view it from inside the RV.

Order No.	MFG#	Description
309-8281	10765	SCREEN DOOR LATCH RIGHT HAND 1/PKG.



SCREEN DOOR LATCH LEFT HAND



Exact replacement for Amerimax style doors and can also be used on other styles as a replacement. The latch location is determined by looking at the closed door from inside your RV. The latch location is the side of the door that it is mounted on. This would mean that a left hand latch will be mounted on the left hand side of the screen door as you view it from inside the RV.

Order No.	MFG#	Description
309-8283	10775	SCREEN DOOR LATCH LEFT HAND 1/PKG.

Hardware, Door

CAMCO

SCREEN DOOR CLOSER KIT RV



Universal fit RV Screen Door Closer Kit. Dual spring action pulls door closed with evenly distributed tension. Installs easily on standard (square corner), radius corner (such as Winnebago) or fold-down tent camper doors. Patented.

Order No.	MFG#	Description
304-4133	43953	SCREEN DOOR CLOSER KIT RV

CAMCO

SCREEN DOOR OPENER

Install this handy timesaver using just a drill. Now you can open the screen door, keep the slide closed and keep the bugs outside. Just pull up to open the screen door.



Order No.	MFG#	Description
304-3953	43953	SCREEN DOOR OPENER 1/PKG.

CAMCO

SCREEN DOOR GRILLE DELUXE ALUMINUM



Allows for easier exit and protection for RV screen door. Adds a sturdy feel to door and saves repairs to screens. Installs easily and adjusts 20" to 32" Aluminum.

Order No.	MFG#	Description
304-3991	43991	SCREEN DOOR GRILLE DELUXE ALUMINUM ADJUSTS 20" - 32"

CAMCO

SCREEN DOOR GRILLE STANDARD

Adjusts from 20" to 29". Easy installation, hardware included.



Order No.	MFG#	Description
304-3980	43980	SCREEN DOOR GRILLE STANDARD ADJUSTS 20" - 29"

Hardware, Door

CAMCO

SCREEN DOOR CROSS BAR



Sturdy Push Bar allows for easier exit and protection of your RV screen door. Adds a sturdy feel to your door and saves repairs to screens. Adjusts from 20.25"–28". Easy installation, hardware included.

Order No.	MFG#	Description
304-2183	42183	SCREEN DOOR PUSH BAR

CAMCO

SCREEN DOOR SLIDE KIT



12" STOP



12"X24" SLIDE

12" sets include Slide and Stationary Piece. Sets include Slide & Stationary Piece. Stop sold separate.

Order No.	MFG#	Description
304-5581	45581	SCREEN DOOR SLIDE KIT CLEAR
304-5582	45583	SCREEN DOOR SLIDE KIT WHITE
304-5542	45542	SCREEN DOOR STOP CLEAR
304-5543	45543	SCREEN DOOR STOP WHITE

Hardware, Door



SCREEN DOOR SLIDER



Keep unwanted bugs and debris out of your RV with a replacement Towable Entry Screen Door Push-Down Knob Slider Panel. This patent pending panel made from durable plastic allows you to open the screen door from the inside without opening the slider. The simple, yet effective RV entry door slider panel by Lippert Components features a push-down knob, allowing you to open the screen door without sliding the panel open.

Order No.	MFG#	Description
239-0610	239061	SCREEN DOOR SLIDER W/PUSH DOWN



SCREEN SHOT DOOR CLOSER



Automatic Screen Door Closer for LCI entry doors ONLY.

Measure inside of the door frame edge to edge and round up to the nearest even number to find the size you need.

Available in: 22", 24", 26", 28" and 30"

Order No.	MFG#	Description
730-0811	730811	SCREEN SHOT DOOR CLOSER 22"
730-1812	730812	SCREEN SHOT DOOR CLOSER 24"
730-1813	730813	SCREEN SHOT DOOR CLOSER 26"
730-1814	730814	SCREEN SHOT DOOR CLOSER 28"
730-1815	730815	SCREEN SHOT DOOR CLOSER 30"

Hardware, Door



SUNSHIELLD REFLECTIVE WINDOW COVER



Protect the interior of your coach from UV rays and assist with temperature control. Air-filled cells encapsulated in lightweight, flexible polypropylene between two layers of reflective film. Collapses for storage and attaches with hook and loop fasteners for simple installation. 16" X 24"

Order No.	MFG#	Description
304-5167	45167	WINDOW COVER FOR ENT. DOOR 16X24

DOOR DEADBOLTS SINGLE CYLINDER

Fits 2-3/8" backset, fits doors 1-3/8" to 5-5/8" thickness, standard or drive-in style latches. Available with 5/8" or 1" throw. Stainless Steel.



Order No.	MFG#	Description
307-3008	L32CS3008	DOOR DEADBOLT SINGLE CYLINDER 5/8" THROW STAINLESS STEEL 1/PKG.

DOOR LOCK KNOB X INSIDE LEVER UNIVERSAL

Knob x inside lever fits 2-3/4" or 2-3/4" backset, Standard or drive-in style latches, fits doors 1-3/8" to 1-5/8" thickness. Stainless Steel.



Order No.	MFG#	Description
307-2000	L32CS000	DOOR LOCK KNOB X INSIDE LEVER UNIVERSAL STAINLESS STEEL 1/PKG.

Hardware, Door

DOOR LOCK KNOB X KNOB UNIVERSAL

Knob x knob fits 2-3/8" or 2-3/4" backset, standard or drive-in style latches, Fits Doors 1-3/8" to 1-5/8" thickness. Stainless Steel.



Order No.	MFG#	Description
307-2010	L32CS010	DOOR LOCK KNOB X KNOB UNIVERSAL STAINLESS STEEL 1/PKG.



INTERIOR DOOR LOCKS



Interior door lock offers push button lock for privacy. May be used as either a 2 3/8 or 2 3/4 backset and is offered in Polish Brass Finish. Privacy/Locking, Passage/Non-locking

Order No.	MFG#	Description
307-0202	013-202	DOOR LOCK PRIVACY (BRASS)
307-0203	013-203	DOOR LOCK PASSAGE (BRASS)

DOOR LOCK PASSAGE

Passage lock 2-3/8" backset, fits standard or drive-in style latches. For interior doors and closets where locking is not required, turning inside or outside knob retracts latch. Stainless Steel.



Order No.	MFG#	Description
284-2200	L32CS200	DOOR PASSAGE LOCK 2-3/8" BASKET STAINLESS STEEL 1/PKG.

DOOR LOCK PRIVACY BATHROOM/BEDROOM

Privacy Bathroom/Bedroom lock 2-3/8" backset, fits standard or drive-in latches, turn button to lock, inside knob always free for exit. Stainless Steel.



Order No.	MFG#	Description
284-2100	L32CS100	DOOR LOCK PRIVACY BATH/BEDROOM 2-3/8" BASKET STAINLESS STEEL 1/PKG.

Hardware, Door



ENTRY DOOR LOCK (GLOBAL)



Entrance lock with paddle and deadbolt. Directly replaces most entrance locks on travel trailers and 5th wheels.

Order No.	REF	MFG#	Description
307-3570	A	013-3570	DOOR LOCK BLACK - GLOBAL
307-3571	B	013-3571	DOOR LOCK WHITE - GLOBAL
307-3572	C	013-572	DOOR LOCK CHROME - GLOBAL
307-3676		013-676	KEY BLANK FOR GLOBAL DOOR LOCK



ENTRY DOOR LOCK (BAUER)



Direct replacement for standard RV entry door locks. Key Logo on paddle indicates when paddle is locked by alignment with lock cylinder key slot. Fits in a 2 3/4" x 3 cut out. Low Profile Inside Egress to prevent interference with screen door.

Order No.	MFG#	Description
307-1352	013-520	DOOR LOCK BAUER BLACK
307-1353	013-534	DOOR LOCK BAUER WHITE
307-3535	013-535	DOOR LOCK BAUER CHROME
307-3515	013-515	KEY BLANK FOR BAUER LOCKS

Hardware, Door



DOOR LOCK L-300 REPLACEMENT

L-300 replacement door lock made by AP Products



Order No.	MFG#	Description
301-3257	013-257	L-300 REPLACEMENT DOOR LOCK



LEND-A-HAND MINI

Mini Lend-a-Hand rails measure 22" long (including mounting brackets) and protrude from the wall 10".

Model AM-250

White finish aluminum handle with black foam grip

Model AM-255

Black finish aluminum handle with black foam grip



Order No.	MFG#	Description
289-0250	AM-250	MINI LEND-A-HAND (WHITE)
289-0255	AM-255	MINI LEND-A-HAND (BLACK)



LEND A HAND

Folds and locks to the side of your RV for travel without any tools. Locks open to make entering or exiting your RV easier. Three finishes available - Aluminum tubing powder coated white with black foam grip, Aluminum tubing with a sparkling silver powder coat finish with black foam grip or Aluminum tubing powder coated black with black foam grip.



Order No.	MFG#	Description
289-0100	AM-800	LEND-A-HAND BLACK
289-0200	AM-200	LEND A HAND WHITE
289-0300	AM-300	LEND A HAND SILVER

Hardware, Door



LEND A HAND EXTENDED



Lend-A-Hand Extended Assist Rail - 37" overall drop, protrudes from wall 25.5".

The AM-533 Extended Assist Rail has the same footprint and bracketry as our standard Lend-A-Hand Rail (AM-200, AM-300, AM-800). This saves you from having to drill new holes when changing between these rails.

Model AM-533 (aluminum tubing powder coated black with black foam grip)

Order No.	MFG#	Description
289-0533	AM533	EXTENDED LEND A HAND (BLACK)



SOFT TOUCH GRAB HANDLE



The Soft Touch provides traction for your hand. It's nice to grab a handle instead of jamming your hand behind a plastic or aluminum strap when entering or exiting your coach. The Soft Touch handle is friendlier to the touch than a hard, slippery acrylic post. The Soft Touch molded finger grips add comfort to this handle you'll use dozens of times a day.

Order No.	MFG#	Description
289-2100	AH-100	SOFT TOUCH GRAB HANDLE (WHITE)
289-2150	AH-0150	SOFT TOUCH GRAB HANDLE (BLACK)



DOOR ASSIST HANDLE CHROME PLATED STEEL

High quality; works great for exterior or interior entry doors. Can also be used for other applications such as compartment doors, tool boxes, or anywhere a secure, strong handle is needed. Made of die cast steel for strength and durability, chrome plated for lasting beauty, and replaces any existing assist handle. Mounting Holes: 9-1/16" on center.

Order No.	MFG#	Description
309-0020	9482-000-020	DOOR ASSIST HANDLE CHROME PLATED STEEL 1/PKG.

Hardware, Door



DELUXE ASSIST HANDLE

Grip area extended for greater security when entering your RV. Padded, rubber grip with molded finger area for comfort and safety. Includes plastic base pads for a professional installation. Mounting Holes are 19 21/64" On Center.

Order No.	MFG#	Description
284-8325	48325	DELUXE ASSIST HANDLE BLK
284-8315	48315	DELUXE ASSIST HANDLE WHT



DOOR ASSIST HANDLE STEEL WHITE

High quality; works great for exterior or interior entry doors. Can also be used for other applications such as compartment doors, tool boxes, or anywhere a secure, strong handle is needed. Made of die cast steel for strength and durability, powder coated for lasting beauty, and replaces any existing assist handle. Mounting Holes: 9-1/16" on center.

Order No.	MFG#	Description
309-0111	9482-000-111	DOOR ASSIST HANDLE STEEL WHITE 1/PKG.

DOOR LOCK T-HANDLE RIVET MOUNT

Rivet mount keyed 1-7/8" long shank. Available right hand or left hand black finish.



Order No.	MFG#	Description
282-1303	T-303	T-HANDLE LOCKING RH RIVET MOUNT BLACK
282-2303	T-303L	T-HANDLE LOCKING LH RIVET MOUNT BLACK



DOOR LOCK T-HANDLE CHROME

Exact replacement for many truck caps, bed covers, and toolboxes. Built of sturdy die cast steel and has an automotive style lock tumbler for lasting use. Chrome finish.

Order No.	MFG#	Description
289-8551	10885	DOOR LOCK T-HANDLE CHROME 1/PKG.
284-0985	10985	DOOR LOCK T-HANDLE BLACK 1/PKG

Hardware, Door



DOOR LOCK L-HANDLE CHROME

Exact replacement for many truck caps, bed covers, and toolboxes. Built of sturdy die cast steel and has an automotive style lock tumbler for lasting use. Chrome finish.

Order No.	MFG#	Description
289-8553	10895	DOOR LOCK L-HANDLE CHROME 1/PKG.



DOOR L-HANDLE INSIDE

Used on the interior of our popular 'T' and 'L' locking handles. Provides the ability to open the doors from inside the truck cap or compartment. Fits most square-shaft operating handles.

Order No.	MFG#	Description
289-8559	10905	L-HANDLE INSIDE DOOR 1/PKG.



T & L HANDLES CAMS

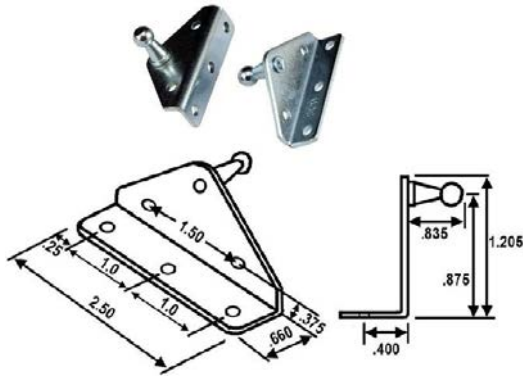
Universal application; used in conjunction with JR Products 'T' and 'L' locking handles. Two sizes 2" and 2-3/4".

Order No.	MFG#	Description
289-8661	10925	T & L HANDLES CAM 2" 1/PKG.
289-8663	10915	T & L HANDLES CAM 2-3/4" 1/PKG.

Hardware, Gas Springs



GAS SPRING ANGLED MOUNT BRACKET

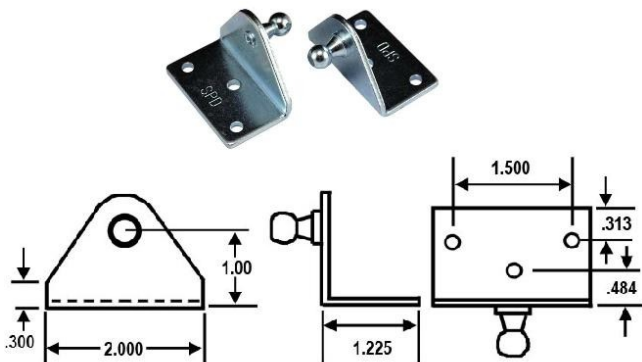


Angled mounting bracket for use with gas springs.

Order No.	MFG#	Description
287-1252	BR-12552	GAS SPRING ANGLED MOUNTING BRACKET 2/PACK



GAS SPRING ANGLED MOUNTING BRACKET



Angled mounting bracket for use with gas springs.

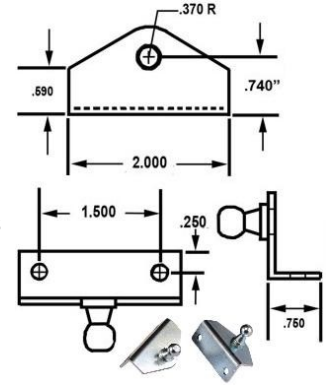
Order No.	MFG#	Description
287-1060	BR-1060	GAS SPRING ANGLED MOUNTING BRACKET 2/PACK

Hardware, Gas Springs



GAS SPRING ANGLED MOUNTING BRACKETS

Angled mounting bracket for use with gas springs.



Order No.	MFG#	Description
287-1015	BR-1015	GAS SPRING ANGLED MOUNTING BRACKET 2/PACK



GAS SPRING BALL STUDS

10 mm ball studs used for mounting gas springs.



Order No.	MFG#	Description
287-1005	BS-1005	GAS SPRING 10MM BALL STUD 2/PACK



GAS SPRING END CAP



Used to replace the ends of a gas spring with snap-on cap.

Order No.	MFG#	Description
287-0130	EF-PS130	GAS SPRING END FITTING W/SNAP-ON CAP 2/PACK



GAS SPRING END FITTING

Used to replace the ends of a gas spring with steel spring.



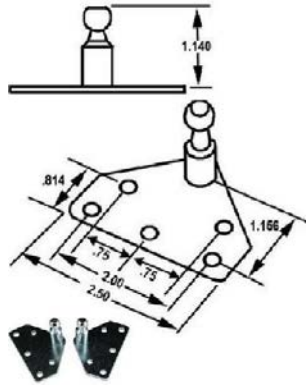
Order No.	MFG#	Description
287-0030	EF-PS30	GAS SPRING END FITTING W/STEEL SPRING 2/PACK

Hardware, Gas Springs



GAS SPRING FLAT MOUNT BRACKET

Flat mounting bracket for use with gas springs.

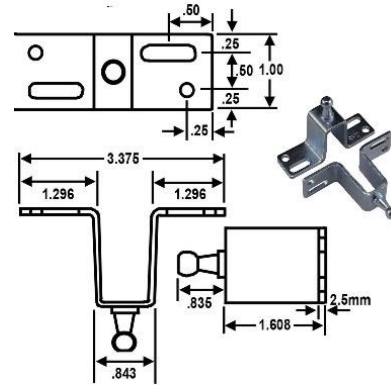


Order No.	MFG#	Description
287-1033	BR-10336	GAS SPRING FLAT MOUNTING BRACKET 2/PACK

Hardware, Gas Springs



GAS SPRING MOUNTING BRACKET

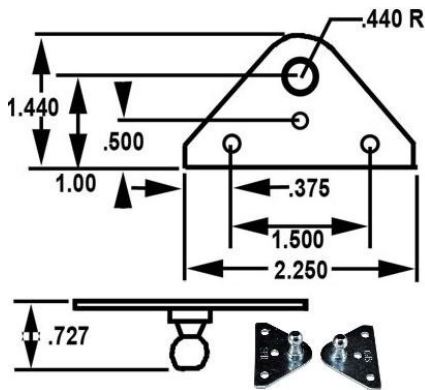


Mounting bracket for use with gas springs.

Order No.	MFG#	Description
287-1269	BR-12695	GAS SPRING MOUNTING BRACKET 2/PACK



GAS SPRING FLAT MOUNTING BRACKET

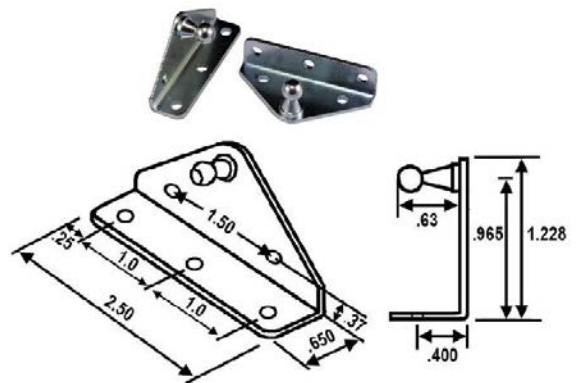


Flat mounting brackets for use with gas springs.

Order No.	MFG#	Description
287-1020	BR-1020	GAS SPRING FLAT MOUNTING BRACKET 2/PACK



GAS SPRING MOUNTING BRACKET ANGLED



Angled mounting bracket for use with gas springs.


Order No.	MFG#	Description
287-1253	BR-12553	GAS SPRING ANGLED MOUNTING BRACKET 2/PACK

Hardware, Gas Springs



GAS SPRINGS

Combines all the proven reliability you've come to expect from an SPD Gas Spring along with the added feature of a nitride shaft. The GSNI Gas Spring incorporates a strong annealed steel rod with a Nitride coating for added corrosion resistance, especially when used with the all composite PS130 end fitting. This gas spring is an ideal choice where exceptional quality, combined with an overall black appearance, are important for your application.



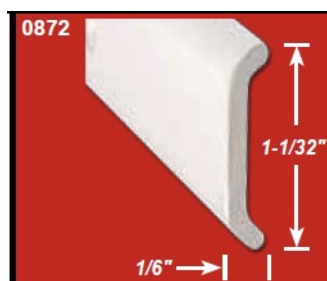
Order No.	A - Ext. Length	B - Comp'd Length	C - Stroke	D - Rod Dia. (mm)	E - Tube Dia. (mm)	Force	Type Of End
287-0203	10"	6.41"	3.59"	6	15	20 LB.	PLASTIC SOCKET
287-0208	20"	11.41"	8.59"	6	15	20 LB.	PLASTIC SOCKET
287-0245	14"	8.03"	5.97"	6	15	24 LB.	PLASTIC SOCKET
287-0306	17"	9.66"	7.34"	6	15	30 LB.	PLASTIC SOCKET
287-3035	12"	7.91"	4.09"	6	15	30 LB.	PLASTIC SOCKET
287-0355	14-1/2"	8.91"	5.59"	6	15	35 LB.	PLASTIC SOCKET
287-0406	17"	9.66"	7.34"	6	15	40 LB.	PLASTIC SOCKET
287-4035	12"	7.91"	4.09"	6	15	40 LB.	PLASTIC SOCKET
287-4055	15"	8.91"	6.09"	6	15	40 LB.	PLASTIC SOCKET
287-0408	20"	11.41"	8.59"	6	15	40 LB.	PLASTIC SOCKET
287-0506	17"	9.66"	7.34"	6	15	50 LB.	PLASTIC SOCKET
287-0508	20"	11.41"	8.59"	6	15	50 LB.	PLASTIC SOCKET
287-0603	10"	6.41"	3.59"	6	15	60 LB.	PLASTIC SOCKET
287-0606	17"	9.66"	7.34"	6	15	60 LB.	PLASTIC SOCKET
287-0608	20"	11.41"	8.59"	6	15	60 LB.	PLASTIC SOCKET
287-7495	26.32"	15.82"	10.5"	8	18	74 LB.	PLASTIC SOCKET
287-0808	20"	11.41"	8.59"	8	18	80 LB.	PLASTIC SOCKET
287-0906	17"	10.41"	6.59"	8	18	90 LB.	PLASTIC SOCKET
287-0908	20"	11.41"	8.59"	8	18	90 LB.	PLASTIC SOCKET
287-1008	20"	11.41"	8.59"	8	18	100 LB.	PLASTIC SOCKET
287-1208	20"	11.41"	8.59"	8	18	120 LB.	PLASTIC SOCKET
287-1509	26.32"	15.82"	10.5"	8	18	150 LB.	PLASTIC SOCKET
287-6008	20"	11.30"	8.70"	6	15	60 LB.	BLADE
287-1108	20"	11.42"	8.58"	8	18	110 LB.	BLADE
287-2300	20"	11.41"	8.59"	8	18	150 LB.	PLASTIC SOCKET

Hardware, Roof Moldings & Vinyl Insert



FLAT MOLDING NO INSERT

Flat molding no insert 16"



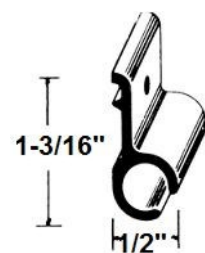
Order No.	MFG#	Description
281-7201	021-87201-16	FLAT MOLDING NO INSERT WHITE 16'

Hardware, Roof Moldings & Vinyl Insert



AWNING RAILS STANDARD

Opening on side, with cut in back to hold caluiking, 4" on center for # 8 screws. 16 foot lengths.

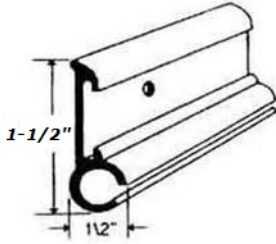


Order No.	MFG#	Description
281-0160	021-50803-16	AWNING RAIL MILL FINISH 16' L
281-0161	021-50801-16	AWNING RAIL POLAR WHITE 16' L
281-0802	021-50802-16	AWNING RAIL BLACK 16' L

Hardware, Roof Moldings & Vinyl Insert



AWNING RAIL W/ INSERT



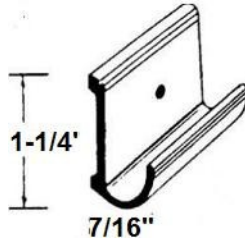
Awning Rail W/ Insert 16' Long

Order No.	MFG#	Description
281-0261	021-51001-16	AWNING RAIL W/ INSERT WHITE 16' L
281-1002	021-51002-16	AWNING RAIL W/ INSERT BLK 16' L



DRIP RAILS

Covers seams by overlapping roof over sidewall. Cut in back to hold caulking. 16 foot lengths.

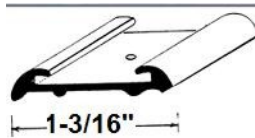


Order No.	MFG#	Description
281-0560	021-50103-16	DRIP RAIL MILL FINISH 16'
281-0561	021-50101-16	DRIP RAIL DESIGNER WHITE 16'
281-0562		DRIP RAIL COL. WHITE 16' L WSL



FLAT INSERT MOLDING NO LIP

Punched extrusion 4" on center for # 8 screws. Two sizes.

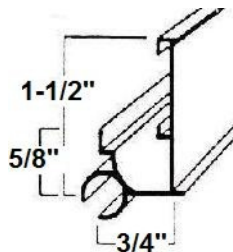


Order No.	MFG#	Description
281-0760	021-54603-16	FLAT INSERT MOLDING NO LIP MILL FINISH 16' L
281-0761	021-54601-16	FLAT INSERT MOLDING NO LIP WHITE 16' L
281-54602	021-54602-16	FLAT INSERT MOLDING NO LIP BLACK 16' L



GUTTER W/ AWNING RAIL

Punched extrusions are 4" on center for #8 screws. 16 foot length.



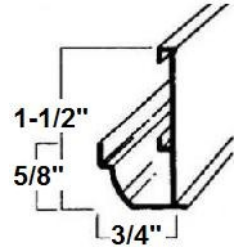
Order No.	MFG#	Description
281-1661	021-56301-16	GUTTER W/AWNING RAIL WHITE 16' L
281-6302	021-56302-16	GUTTER W/AWNING RAIL BLACK 16' L

Hardware, Roof Moldings & Vinyl Insert



GUTTER

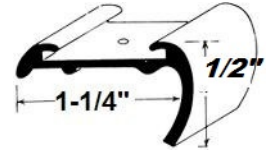
Punched extrusions are 4" on center for #8 screws. 16 foot length.



Order No.	MFG#	Description
281-1561	021-56201-16	GUTTER W/ INSERT WHITE 16' L
281-56202	021-56202-16	GUTTER W/ INSERT BLACK 16' L

INSERT ROOF EDGE

Punched extrusions are 4" on center for #8 screws. 16 foot length.

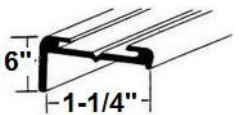


Order No.	MFG#	Description
281-2061	021-57401-16	ROOF EDGE INSERT DESIGNER WHITE 16' L
281-2063	021-57402-16	ROOF EDGE INSERT BLACK 16' L



INSERT ROOF EDGE SQUARE LEG 15/16"

Punched extrusions are 4" on center for #8 screws. 16 foot length.

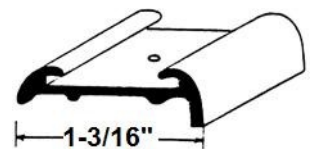


Order No.	MFG#	Description
281-2161	021-85201-16	ROOF EDGE INSERT LONG LEG D-WHITE 16' L
281-5202	021-85202-16	ROOF EDGE INSERT LONG LEG BLACK 16' L



INSERT TRIM SHORT LIP

Trim molding, insert type for seams and decorative purposes. 4" on center for # 8 screws. 16 foot length.



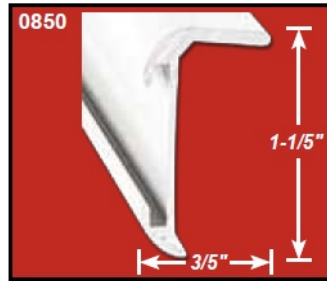
Order No.	MFG#	Description
281-6473	021-51601-16	INSERT TRIM SHORT LIP POLAR WHITE 16' L
281-0860	021-51603-16	INSERT TRIM SHORT LIP MILL 16' L
281-1602	021-51602-16	INSERT TRIM SHORT LIP BLACK 16' L

Hardware, Roof Moldings & Vinyl Insert



INSERT CORNER MOLDING


Punched extrusions are 4" on center for #8 screws. 16 foot length



Order No.	MFG#	Description
281-8501	021-85001-16	CORNER MOLDING INSERT WHITE 16'
281-8502	021-85002-16	CORNER MOLDING INSERT BLACK 16'
281-8503	021-85003-16	CORNER MOLDING INSERT MILL 16'
281-8504	021-85004-16	CORNER MOLDING INSERT CW 16'



END CAP



1-3/8" X 1-1/2" END CAP FOR INSERT MOLDING

Order No.	MFG#	Description
281-9201	021-39201	END CAP WHITE- BULK
281-9202	021-39202	END CAP BLACK- BULK
281-9203	021-39203	END CAP MILL- BULK



METAL VINYL INSERT END CAP



Metal end cap for insert molding.

Order No.	MFG#	Description
284-9655	49655	END CAP POLAR WHITE (4-PK)

Hardware, Roof Moldings & Vinyl Insert

VINYL INSERT 1" W

Comes in easy to work with 25 foot lengths or longer for those bigger jobs. Constructed of the highest quality vinyl, which makes it very flexible for an easier installation.



Order No.	MFG#	Description
289-1230	10015	VINYL INSERT 1" X 25' BLACK
289-1398	10035	VINYL INSERT 1" X 25' COL WHITE
289-1402	10045	VINYL INSERT 1" X 25' DESIGNER BEIGE
289-1235	10025	VINYL INSERT 1" X 25' WHITE
422-5134	25134	VINYL INSERT 1" X 25' LIGHT GRAY
284-0061	10061	VINYL INSERT 1" X 50' BLACK
289-0081	10081	VINYL INSERT 1" X 50' COL. WHITE
289-0071	10071	VINYL INSERT 1" X 50' WHITE
289-0111	10111	VINYL INSERT 1" X 100' BLACK

Hardware, Roof Moldings & Vinyl Insert




VINYL INSERT 3/4" W

Comes in easy to work with 25 foot length. Vinyl insert is constructed of the highest quality vinyl, which makes it very flexible, making for easier installation.

Order No.	MFG#	Description
289-5173	11235	VINYL INSERT 3/4" X 25' BLACK
289-5143	11255	VINYL INSERT 3/4" X 25' COL WHITE WSL
289-5163	11245	VINYL INSERT 3/4" X 25' WHITE



RIGID SCREW COVER



Rigid screw cover comes in 8 ft lengths

Order No.	MFG#	Description
284-1371	11371	WHITE SCREW COVER 8' (ELIXIR)
284-1401	11401	BLACK SCREW COVER 8' (ELIXIR)
284-1421	11421	WHITE SCREW COVER 8' (PHILLIPS)
284-1451	11451	BLACK SCREW COVER 8' (PHILLIPS)
284-1471	11471	WHITE SCREW COVER 8' (HEHR)
284-1501	11501	BLACK SCREW COVER 8' (HEHR)

Hardware, Roof Moldings & Vinyl Insert



RAIN GUTTER SPOUT

Eliminate dirty streaks from the sides of the unit. Easy installation. U.V. stabilized. Impact resistant. Fits all R.V. rain gutters including awning channels and "J" rails. Polar white in color.

Order No.	MFG#	Description
289-3891	389PW-A	RAIN GUTTER SPOUT POLAR WHITE 4/PACK



EXTENDED GUTTER SPOUT



- Original replacement
- Longest one-piece spout on the market (not a clip-on)
- Mounts easily to any RV rain gutter or trim mounts including awning rails and J-rails
- Eye pleasing design moves water volume faster and further from the side of the coach
- Comes in either rigid or flexible plastic with UV inhibitors so they won't yellow

Order No.	MFG#	Description
284-1655	655-PW-A	RIGID EXTENDED RAIN GUTTER (WHT)
284-6655	655-FLEX-PW-A	FLEXIBLE EXTENDED GUTTER (WHT)
284-6055	655-BK-A	RIGID EXTENDED RAIN GUTTER (BLK)

Hardware, Roof Moldings & Vinyl Insert

CAMCO

RAIN SPOUT / GUTTER EXTENSIONS

DH # 284-2123 & 284-2110 Gutter Extensions. Helps prevent black streaks from forming by directing rain water runoff away from the sides of RV. **Extenders clip onto your RV gutters.**

DH # 284-2134 & 284-2323 Rain Spout with Gutter Extension. Helps prevent black streaks from forming by directing rain water runoff away from the sides of RV. **Replaces shorter or worn OEM rain spouts, or can be used on RVs that do not have existing gutters on the drip rail.**



Order No.	Ref.	MFG#	Description
284-2123	A	42123	GUTTER EXTENSION CLIP ON 4/PKG WHT
284-2134	B	42134	GUTTER SPOUT EXTENSIONS 4/PKG - 2RH/2LH WHT
284-2110	A	42110	GUTTER EXTENSION CLIP ON 4/PKG BLACK
284-2323	B	42323	GUTTER SPOUT EXTENSIONS 4/PKG 2LH/2RH BLACK

Hardware, Roof Vents

CAMCO

VENT COVER CAMCO



The Camco vent lid cover offers high-flow ventilation and has removable louvers with built-in insect screen for easy cleaning. Mounts to existing 14" x 14" roof vents. UV stabilized resin for years of rugged use.

Order No.	MFG#	Description
304-0431	40431	CAMCO VENT COVER WHITE
424-0443	40443	CAMCO VENT COVER BLACK
424-0453	40453	CAMCO VENT COVER SMOKE
424-0463	40463	CAMCO VENT COVER CHAMPAGNE
424-0473	40473	CAMCO VENT COVER SILVER

Hardware, Roof Vents

CAMCO

VENT COVER XLT CAMCO



The new, streamlined Roof Vent Cover features an aerodynamic design and a durable construction. The oversized vent cover is UV resistant and allows more air flow than standard vent covers. It also allows more room to open and close your RV vent lid. Works great with fan powered vents. Camco Roof Vent Cover has pivoting louvers on the grate which allow for easy access to the inside of the cover, making it easy to clean. Fits most mounting brackets. Comes in white and smoke, patent pending.

Order No.	MFG#	Description
424-0456	40456	VENT COVER XLT BLACK
424-0446	40446	VENT COVER XLT WHITE

CAMCO

AERO-FLO RV ROOF VENT COVER



Get high-flow fresh air ventilation and light into your RV, rain or shine. Streamlined cover has 30% more open vent area than other brands. Swing-open design makes cleaning easy. Made of rugged UV stabilized resin. Instructions and necessary hardware included. Installs easily by mounting to existing 14" x 14" roof vent. Patented.

Order No.	MFG#	Description
304-0421	40421	AERO-FLO VENT COVER WHITE
304-0721	40711	AERO-FLO VENT COVER SMOKE

Hardware, Roof Vents



FANTASTIC VENT AND PARTS



300-1001 model 1250 - Three speed, reversible.
 300-1003 model 2250 - Three speed, reversible with thermostat.
 300-6000 model 3350 - Three speed, reversible with thermostat. Automatic dome opener with built-in rain sensor.
 300-7350 model 7350 - Three speed, reversible with thermostat. Power Lift w/ Rain sensor and Remote control

Order No.	MFG#	Description
300-1001	801250	FANTASTIC VENT MODEL 1250
300-1003	802250	FANTASTIC VENT MODEL 2250
300-6000	803350	FANTASTIC VENT MODEL 3350
300-7350	807350	FANTASTIC VENT MODEL 7350
300-1004	K1020-19	REPLACEMENT SMOKE VENT LID
300-1105	K8011-5	OPERATOR FOR MANUAL LIFT
300-2035	K2035-81	WHITE POP N LOCK SCREEN
300-6080	K1060-80	FANTASTIC FAN GARNISH OFF WHITE
300-6081	K1060-81	FANTASTIC FAN GARNISH WHITE

VENTADOMES NEW STYLE WEDGE



14" x 14" radius cornered. Available in white or smoke. N.S. Wedge top

Order No.	Case Pack	MFG#	Description
302-0123	5	V2092-603-00	VENTADOME RADIUS CORNER SMOKE
302-0923	5	V2092-601-00	VENTADOME RADIUS CORNER WHITE

Hardware, Roof Vents

ROOF VENT COVER NEW STYLE WEDGE SHAPE



Replacement white or smoke wedge shape dome cover for 14" x 14" Ventadome roof vents.

Order No.	Case Pack	MFG#	Description
305-4901	12	BVD044 9-A01	VENT COVER V/L 14" X 14" NEW STYLE WEDGE SHAPE WHITE
305-4903	12	BVD044 9-A03	VENT COVER V/L 14" X 14" NEW STYLE WEDGE SHAPE SMOKE

VENTADOMES POWER



Reference A: 14" white or smoke with 12 volt fan with on/off switch
 Rough in opening 14-1/4" square max. roof thickness of 4-1/4" deep.
 Reference C: 14" white with 12 volt fan
 Rough in opening is 14-1/4" square radius corners.

Order No.	Reference	MFG#	Description
302-1001	A	V209 4-601-00	VENTADOME 12V WHITE WITH FAN
302-1003	A	V209 4-303-00	VENTADOME 12V SMOKE WITH FAN
302-9421	C	V209 4-201-00	VENTADOME RADIUS CORNERS 12V WITH FAN WHITE

VENT ROOF COVER OLD STYLE



Replacement white or smoke dome cover for 14" x 14" Ventadome roof vents.

Order No.	Case Pack	MFG#	Description
305-5401	10	BV0554-01	VENT COVER V/L 14" X 14" WHITE
305-5403	10	BV0554-03	VENT COVER V/L 14" X 14" SMOKE

Hardware, Roof Vents

VENTADOME E-Z LIFT WEDGE STYLE



14 X 14 Vent radius corners. UVResistant mounting flange, built in mounting brackets for aftermarket vent covers. Easy to use, opens and closes quickly with ten locking positions for secure travel, no gears, ten times faster than standard vent. Available in white or smoke colors.

Order No.	MFG#	Description
305-0800	VE0108-00	COVER ONLY, WHITE WEDGE STYLE
305-0803	VE0108-03	COVER ONLY, SMOKE WEDGE STYLE
305-2601	V3092-601-00	VENTADOME E-Z LIFT WHITE
305-2603	V3092-603-00	VENTADOME E-Z LIFT SMOKE
305-4601	V3094-601-00	VENTADOME W/ 12V FAN E-Z LIFT WHITE
305-4603	V3094-603-00	VENTADOME W/ 12V FAN E-Z LIFT SMOKE

VENTADOME METAL & REPLACEMENT COVER

Complete assembly Includes a low profile metal dome, manual crank dome lift, screen and frame, extra strong galvanized steel roof flanges and a superior bulb weather seal. Cover only can be ordered separately.

Measures 14" x 14" and requires a 14-1/4" x 14-1/4" rough opening for installation.



Order No.	MFG#	Description
302-0101	V2110-601-00	VENTADOME METAL
305-3401	BV0534-00	VENT COVER ONLY V/L 14" X14" METAL

VENT GARNISHES RADIUS CORNER

Radius corner garnishes for Ventline.



Order No.	MFG#	Description
304-4553	VA0445-33	GARNISH RADIUS POLAR WHITE 1-1/8"
304-4534	VA0445-34	GARNISH RADIUS POLAR WHITE 2-1/8"
304-4535	VA0445-35	GARNISH RADIUS POLAR WHITE 3-1/8"
304-4520	VA0445-36	GARNISH RADIUS POLAR WHITE 4-1/8"
304-4529	VA0445-37	GARNISH RADIUS POLAR WHITE 5-1/8"

Hardware, Roof Vents

VENT OPERATORS VENTLINE



301-1502 Operator opens and closes vent cap. Includes arm with gearbox, handle, handle extension and screw. Does not include mounting screws.
301-1504 Operator with crank handle and screw. Round knob must be purchased separately.

Order No.	MFG#	Description
301-1504	BV0115-04	(METAL LID) OPERATOR WITH CRANK HANDLE AND SCREW
301-0462	BVP0462-00	(NEW STYLE) OPERATOR WITH CRANK HANDLE AND SCREW
300-0423		SCREW ONLY FOR VENTLINE CRANK



VENT ROOF CRANK METAL

Replacement metal vent crank will fit most applications. Made of die cast steel for long lasting use and comes with a replacement screw.

Order No.	MFG#	Description
304-8710	20305	VENT CRANK METAL W/SCREW 1/PACK

VENT ROOF CRANK HANDLE KNOB PLASTIC

Roof vent replacement plastic crank handle knob.



Order No.	MFG#	Description
300-0421	BVD0421-15	CRANK HANDLE WITH SCREW BLACK BULK

Hardware, Roof Vents

VENT OPERATOR ELIXIR

Operator assembly, metal, for all Elixir and Jensen 14" x 14" vents.



Order No.	MFG#	Description
309-1000	1000	REPLACEMENT OPERATOR ELIXIR

VENT GASKET SEAL VINYL

Gasket vent cover to frame.



Order No.	MFG#	Description
301-0100	BVA0101-00	SEAL VINYL VENTLINE 14" VENT

VENT SCREEN

Screens for Ventline vents.

Order No.	MFG#	Description
304-0434	VDO-433-41	SCREEN RADIUS CORNER WHITE NEW STYLE
304-4421	BVA0444-21	RADIUS SCREEN FRAME
305-0573	BVC0573-41	SCREEN BASE WITH SCREEN PW
305-0574	BVD0573-31	SCREEN BASE W/ SCREEN BIRCH WHITE

VENT ROOF SWITCH PUSH BUTTON

Push button switch for 12V vent.



Order No.	MFG#	Description
301-9903	BV0199-03	SWITCH PUSH BUTTON FOR ROOF VENT 12V

VENT FAN 3 BLADES

Fan blade 7" diameter, 3 blades, fits .214" diameter shaft, counter clockwise rotation, for 110V roof ventadome and range hoods.



Order No.	MFG#	Description
300-3112	VA311-02	FAN BLADE 7" DIAMETER 3 BLADES 110 VOLT
300-3120	3120	FAN BLADE 6.5" 3-BLADE

VENT 6 BLADE FAN

DH # 300-4660 is sized for .125 dia. shaft counter clockwise rotation motor VC0468-00.

DH # 300-1831 is sized for 1/8" D-shaft motor VA 0160-00



Order No.	MFG#	Description
300-4660	VC0466-00	FAN BLADE ROOF 6" DIAMETER 6 BLADES 12VOLT VENT
300-1831	BVA0163-00	FAN BLADE .125 DIA D-SHAFT 6 BLADE

Hardware, Roof Vents

VENT 6 BLADES FAN

DH # 300-0215 is sized for press fit onto a round .91" diameter knurled shaft Ventline # VD0218-00 motor. DH # 300-0216 fits .091" shaft diameter with counter clockwise rotation usually found on range hood.



Order No.	MFG#	Description
300-0215	BVD0215-00	FAN BLADE FOR 0218 MOTOR ROOF
300-0216	BVD0216-00	FAN BLADE FOR 0218 MOTOR RANGE


VENT MOTOR 12V

12V motor 2" round shaft for standard ventadomes and range hoods.



Order No.	MFG#	Description
300-4681	BVD0218-00	MOTOR 12V FOR 2"ROUND SHAFT

MATCH YOUR HINGE FOR VENT LID REPLACEMENT INSERT



Hardware, Roof Vents

CAMCO

VENT LIDS NEW JENSEN STYLE 14" X 14" 1995 & NEWER



Replacement lid Jensen without hinge pin style.

Order No.	MFG#	Description
302-7290	7290-HENGES	VENT COVER JENSEN 14" SMOKE NS
302-7291	40153	VENT COVER JENSEN 14" WHITE NS

CAMCO

VENT LID ELIXIR NEW STYLE 14" X 14"



Replacement lid with side bar fits Elixir universal and Ventline vents.

Order No.	MFG#	Description
309-1101	40155	COVER ELIXIR UNIVERSAL WHITE

Hardware, Roof Vents

CAMCO

VENT LID JENSEN 14" PIN HINGES

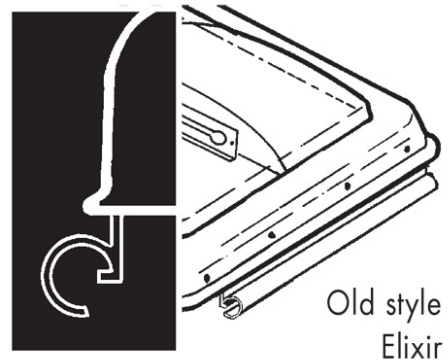


Replacement lids for plastic base 14" Jensen roof vents. Includes crossbar.

Order No.	MFG#	Description
309-2911	40154	VENT COVER JENSEN 14" OS WHITE

CAMCO

VENT LID ELIXIR OLD STYLE 2000 SERIES



Elixir replacement lids for the old style 14" roof vents crossbar included.

Order No.	MFG#	Description
309-8210	40156	VENT COVER ELIXIR 14" X 14" WHITE
309-8230	40165	VENT COVER ELIXIR 14" X 14" SMOKE



VENT INSTALLATION KIT



Includes everything you need to replace your existing vent or install a new one. Comes complete with 36 screws and 8 feet of putty tape. Packaged in convenient, resealable clamshell.

302-5003 Kit with putty tape for aluminum or other metal roofs.

302-5013 Kit with butyl tape for rubber roofs

Order No.	MFG#	Description
302-5003	04162	ROOF VENT INSTALLATION KIT W/PUTTY TAPE
302-5013	04182	ROOF VENT INSTALLATION KIT W/BUTYL TAPE

Hardware, Roof Vents

barker

VENTSTIK



High R.V. ceiling vents are now within reach. No more foot stools or ladders. The VentStick makes it easy to open and close any R.V. vent in seconds with both feet firmly on the ground. The special knob installs in minutes.

Order No.	MFG#	Description
302-9070	29070	VENTSTIK W/ONE KNOB
302-9103	29103	VENTSTIK KNOB W/RINGS 2/PACK

CAMICO

VENT PILLOW



Sunshield™ RV Vent Insulator with a full 3" of foam. Fits snugly in vent opening to help stop heat transfer, keeping your RV cooler in summer and warmer in winter. Reflective surface blocks 100% of the sun's damaging rays. Fits standard 14" vents.

Order No.	MFG#	Description
304-5192	45192	VENT PILLOW

Hardware, Roof Vents

CAMICO

LIGHTS OUT RETRACTABLE VENT SHADE



Prevent light from shining into RV sleeping quarters at night. Easily mounts to ceiling and retracts into the space-efficient housing to allow light inside during the day. Opens to 14-1/8" x 19". Durable, lightweight vinyl's reflective finish reflects heat to keep RV cool.

Order No.	MFG#	Description
304-2913	42913	VENT SHADE RETRACTABLE

CAMICO

SUNSHIELD RV VENT COVER



Increase your RV's AC and heating efficiency. Sunshield's reflective surfaces block 100% of the sun's damaging rays, helping to keep your RV cooler in summer and warmer in winter. Reflective thermal barrier mounts securely with hook-and-loop strips. 17.5" x 17.5"

Order No.	MFG#	Description
304-5191	45191	VENT COVER SUNSHIELD

Hardware, Roof Vents

CAMCO

SUNSHIELLD REFLECTIVE WINDOW COVER




Protect the interior of your coach from UV rays and assist with temperature control. Air-filled cells encapsulated in lightweight, flexible polypropylene between two layers of reflective film. Collapses for storage and attaches with hook and loop fasteners for simple installation. 16" X 24"

Order No.	MFG#	Description
304-5167	45167	WINDOW COVER FOR ENT. DOOR 16X24

Hardware, Vents: Plumbing, Refrigerator, & Stove

CAMCO

VENT CAP AND BASE REFRIGERATOR(CAMCO)



Cap only fits Dometic, Camco, and newer Norcold bases. Made from UV stabilized, durable polypropylene plastic.

Order No.	MFG#	Description
304-2160	42160	REFER VENT COVER TOP ONLY (WHITE)
304-2161	42161	BASE ONLY (WHITE)
304-2163	42163	REFER VENT COVER TOP ONLY (BLACK)
304-2164	42164	REFER BASE ONLY (BLACK)

Hardware, Vents: Plumbing, Refrigerator, & Stove

Dometic

VENT CAP AND BASE KIT REFRIGERATOR DOMETIC



Replacement for new Dometic refrigerator roof vents. Must be purchased as kit that includes cap and base.

Dimensions:

Overall Cap: 26-3/4" x 11-1/4" Overall Base: 26" x 7-1/4"

Cutout: 24" x 5-1/4"

Order No.	MFG#	Description
303-3112	3311236.000	REFER CAP AND BASE POLAR WHITE DOMETIC
303-6024	3311236.024	REFER CAP AND BASE BLACK (DOMETIC)

Dometic

VENT REFER SIDE ACCESS SERVICE DOOR (DOMETIC)



Plastic can be painted or striped. Door has radius corners with twist locks and framework.

Dimensions:

Frame Work overall: 23" W x 15" H

Removeable Door overall: 21" W x 13" H

Cutout: 21-1/2" W x 13-3/4" H

Order No.	MFG#	Description
303-7021	3109350.011	REFER SIDEWALL VENT P-WT PLASTIC
303-0065	3109350.065	REFER SIDEWALL VENT (BLACK) PLASTIC

Hardware, Vents: Plumbing, Refrigerator, & Stove



EXTERIOR REFER VENT DOOR LATCH

- Often used in refrigerator exterior doors
- Also found on interior converter doors

284-0235: wall thickness up to 0.057"

289-0245: wall thickness up to 0.162"



Order No.	MFG#	Description
284-0235	00235	VENT LATCH THIN WALL
289-0245	00245	VENT LATCH THICK WALL

REFRIGERATOR SIDEWALL VENT (SQUARE)



Mill finish frame with piano hinge. Screw cover provision feature. Cutout : 14" x 22" .

Order No.	Color	MFG#	Description
303-0043	P.W.	03004-3PW	SQ CORNER VENT

VENT PLUMBING PLASTIC

Plumbing vent for 1-1/4" and 1-1/2" pipe. Removable cap snaps on and securely fastens to 5-1/2" base flange with new screw-in design.



Order No.	MFG#	Description
302-0491	V2049-01	PLUMBING VENT PLASTIC P-WHITE
302-0493	V2049-03	PLUMBING VENT PLASTIC COL WHITE
302-2049	V2049-55	PLUMBING VENT PLASTIC BLACK

Hardware, Vents: Plumbing, Refrigerator, & Stove



VENT CAP PLUMBING REPLACE-ALL (CAMCO)

Separate cap fits up to a 2" pipe. Features spring tension attachment.



Order No.	MFG#	Description
309-4034	40034	REPLACE ALL PLUMB VENT CAP POLAR WHITE
309-4134	40134	REPLACE ALL PLUMB VENT CAP COL WHITE
309-0137	40137	REPLACE ALL PLUMB VENT CAP BLACK



VENT PLUMBING MUSHROOM STYLE



- Low profile. Reduces damage
- Light weight
- Durable plastic construction
- Stainless steel hardware
- Secure, screw-on cap to prevent loss
- Standard on many RV units in 2017
- Can be used for any ventilation application
- Remove cap prior to installation and face vent properly to prevent leakage

Order No.	MFG#	Description
302-9115	02-29115	MUSHROOM STYLE PLUMBING VENT (BLACK)
302-9125	02-29125	MUSHROOM STYLE PLUMBING VENT (WHITE)



360 SIPHON ROOF VENT

- Prevents odors and gasses from invading RV living space
- Speeds up waste breakdown, eliminating the need for chemicals
- Sophisticated, patented design with no moving parts
- Made in America of strong polycarbonate
- Easy installation and universal fit
- Works in any wind condition



Order No.	MFG#	Description
389-3800	389380	ROOF VENT 360 SIPHON (BLACK) GEN II
389-3810	389381	ROOF VENT 360 SIPHON (WHITE) GEN II

Hardware, Vents: Plumbing, Refrigerator, & Stove



VENT COVER PLUMBING CYCLONE

Even a gentle breeze rotates the Cyclone 360 degrees. Creates a powerful vortex that pulls odors up and away. Low profile design attaches to any plumbing vent with no drilling into rooftop.



Order No.	MFG#	Description
404-0595	40595	VENT COVER SEWER CYCLONE

VENT RANGE HOOD EXTERIOR OUTLET LOUVERED

Louvered design made of durable injection molded plastic.



Order No.	Rough Opening	Flange	MFG#	Description
302-0091	10-1/4" W x 3-3/8" H	1/2"	V2009-01	RANGE HOOD VENT P-WHT NO DAMPER
302-0181	10-1/4" W x 3-3/4" H	1-3/4"	V2018-1	RANGE HOOD VENT P-WHT

Hardware, Vents: Plumbing, Refrigerator, & Stove

VENT RANGE HOOD EXTERIOR OUTLET LOCKING DAMPER

Made of durable injection molded plastic. Includes locking damper.



Order No.	Rough Opening	Flange	MFG#	Description
302-1103	10-1/4" W x 3-1/4" H	1/2"	V2111-03	RANGE HOOD VENT P-WHT
302-2111	10-1/4" W X 3-1/4" H	1/2"	V2111-05	RANGE HOOD VENT BLACK
302-1111	10-1/4" W x 3-1/4" H	1-3/4"	V2111-11	RANGE HOOD VENT C-WHT
302-1113	10-1/4" W x 3-1/4" H	1-3/4"	V2111-13	RANGE HOOD VENT P-WHT
302-0111	10-1/4" W X 3-1/4" H	1-3/4"	V2111-15	RANGE HOOD VENT BLACK

Hardware, Screws & Screw Drivers



EXTERIOR CARGO TRAILER SCREWS



Order No.	COLOR	QTY	Description
282-1034	SS	500	10X 3/4 CTS TRUSS OCTA TEC3
282-1134	SS	1000	10 X 3/4 CTS TRUSS OCTA TEC3
282-3200	BLK	500	11 X 1 CTS TRUSS OCTA TEC3
282-0320	BLK	1000	11 X 1 CTS TRUSS OCTA TEC3
282-2500	ZINC	500	10 X 3/4 CTS TRUSS OCTA TEC3 G-2
282-0362	ZINC	1000	10 X 3/4 CTS TRUSS OCTA TEC3 G-2
282-2000	500	BLK	10 X 3/4 CTS TRUSS OCTA TEC3 G-2


Order No.	COLOR	QTY	Description
282-2001	BLK	1000	10 X 3/4 CTS TRUSS OCTA TEC3 G-2
282-2002	WHITE	500	10 X 3/4 CTS TRUSS OCTA TEC3 G-2
282-2003	WHITE	1000	10 X 3/4 CTS TRUSS OCTA TEC3 G-2
282-2004	ZINC	500	10 X 1 CTS TRUSS OCTA TEC3 G-2
282-2005	ZINC	1000	10 X 1 CTS TRUSS OCTA TEC3 G-2
282-2006	500	ZINC	11 X 1 CTS TRUSS OCTA TEC3 G-2
282-2007	ZINC	1000	11 X 1 CTS TRUSS OCTA TEC3 G-2

Hardware, Screws & Screw Drivers



MOUNTING KIT FOR BAR LOCK

Mounting hardware for cargo door bar locks.

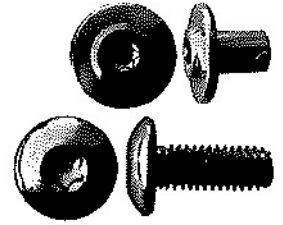


Order No.	Description
282-1100	MOUNTING KIT FOR BAR LOCK

Hardware, Screws & Screw Drivers



MISC. CARGO DOOR HARDWARE




Order No.	Description
282-0516	5/16 X 5/8 FLANGED 6 LOBE INSERT NUT
282-2501	3/8 X 1 TRUSS BOLT 6 LOBE G2 (ZINC)

Hardware, Screws & Screw Drivers



SCREW SQUARE PAN HEAD DRILL POINT #8



Order No.	COLOR	Description
282-2900	WHT	8 X 3/4 PAN QUAD TEC2 SCREW (500PK)
282-2200	BLK	8 X 3/4 PAN QUAD TEC2 SCREW (500PK)
282-2250	ZINC	8 X 1 PAN QUAD TEC2 SCREW (500PK)
282-2251	BLK	8 X 1 PAN QUAD TEC2 SCREW (500PK)
282-2502	WHT	8 X 1 PAN QUAD TEC2 SCREW (500PK)
282-2503	BLK	8 X 1.5 PAN QUAD TEC2 SCREW (500PK)

Order No.	COLOR	Description
282-2504	WHT	8 X 1.5 PAN QUAD TEC2 SCREW (500PK)
282-2505	BLK	10 X 1 PAN QUAD TEC2 SCREW (500PK)
282-2506	WHT	10 X 1 PAN QUAD TEC2 SCREW (500PK)
282-2507	BLK	10 X 1.5 PAN QUAD TEC2 SCREW (500PK)
282-2508	WHT	10 X 1.5 PAN QUAD TEC2 SCREW (500PK)



SCREW SQUARE PAN HEAD #8 (ZINC)

Available in Zinc in various pack sizes



Order No.	Color	Size	Packaging
282-0402	ZINC	3/4"	50 PK
282-0405	ZINC	3/4"	500 PK
282-0462	ZINC	1"	50 PK
282-0465	ZINC	1"	500 PK
282-0466	ZINC	1"	1000 PK
282-0522	ZINC	1-1/4"	50 PK
282-0525	ZINC	1-1/4"	500 PK

Order No.	Color	Size	Packaging
282-0526	ZINC	1-1/4"	1000 PK
282-0582	ZINC	1-1/2"	50 PK
282-0585	ZINC	1-1/2"	500 PK
282-0586	ZINC	1-1/2"	1000 PK
282-0642	ZINC	2"	50 PK
282-0644	ZINC	2"	250 PK
282-0703	ZINC	3"	100 PK

Hardware, Screws & Screw Drivers



SCREW SQUARE PAN HEAD #8 (WHITE)

Available in White in various pack sizes

Order No.	Color	Size	Packaging
282-0412	WHITE	3/4"	50 PK
282-0415	WHITE	3/4"	500 PK
282-0472	WHITE	1"	50 PK
282-0475	WHITE	1"	500 PK
282-0532	WHITE	1-1/4"	50 PK
282-0535	WHITE	1-1/4"	500 PK
282-0592	WHITE	1-1/2"	50 PK
282-0595	WHITE	1-1/2"	500 PK
282-0652	WHITE	2"	50 PK



SCREW SQUARE PAN HEAD # 8 (BLACK)

Available in black in various pack sizes.

Order No.	Color	Size	Packaging
282-0422	BLACK	3/4"	50 PK
282-0425	BLACK	3/4"	500 PK
282-0482	BLACK	1"	50 PK
282-0542	BLACK	1-1/4"	50 PK
282-0545	BLACK	1-1/4"	500 PK
282-0602	BLACK	1-1/2"	50 PK
282-0664	BLACK	2"	250 PK



SCREW SQUARE PAN HEAD #8 (COL. WHITE)

Available in Colonial White in various pack sizes

Order No.	Color	Size	Packaging
282-0452	COL. WHITE	3/4"	50 PK
282-0512	COL. WHITE	1"	50 PK
282-0572	COL. WHITE	1-1/4"	50 PK
282-0632	COL. WHITE	1-1/2"	50 PK
282-0692	COL. WHITE	2"	50 PK



SCREW SQUARE PAN HEAD #8 (BRONZE)

Available in bronze in various pack sizes

Order No.	Color	Size	Packaging
282-0502	BRONZE	1"	50 PK
282-0562	BRONZE	1-1/4"	50 PK
282-0682	BRONZE	2"	50 PK



Hardware, Screws & Screw Drivers



SCREW SQUARE PAN HEAD #8 (BROWN)

Available in brown in various pack sizes

Order No.	Color	Size	Packaging
282-0492	BROWN	1"	50 PK
282-0552	BROWN	1-1/4"	50 PK



SCREW HEX HEAD 1/4" DRILL POINT # 8

Zinc finish.

Order No.	Size	Packaging
282-0903	1/2"	100 PK
282-0913	3/4"	100 PK
282-0915	3/4"	500 PK
282-0923	1"	100 PK
282-0942	1-1/2"	50 PK
282-0943	1-1/2"	100 PK



SCREW HEX HEAD 1/4" DRILL POINT #10

Zinc finish.

Order No.	Size	Packaging
282-1003	3/4	100 PK
282-1004	1"	100 PK



SCREW HEX HEAD 3/8" DRILL POINT #14

Zinc finish.

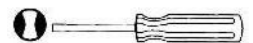
Order No.	Size	Packaging
282-0963	3/4"	100 PK
282-0965	3/4"	500 PK
282-0973	1"	100 PK
282-0975	1"	500 PK



SCREWDRIVER CLUTCH HEAD 5/32"

Plastic handle.

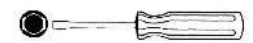
Order No.	Description
280-0532	SCREWDRIVER 5/32" CLUTCH HEAD 1/CARD



NUT DRIVER HEX 1/4"

6-1/2" long with large handle.

Order No.	Description
280-0014	NUT DRIVER 1/4" HEX 1/CARD WSL



Hardware, Screws & Screw Drivers



SCREW HEX HEAD # 8

Available in black, brown, colonial white, white, and zinc in various pack sizes.

Order No.	Color	Size	Packaging
282-0172	BLACK	1"	50 PK
282-0222	BLACK	1-1/4"	50 PK
282-0272	BLACK	1-1/2"	50 PK
282-0142	COL WHITE	3/4"	50 PK
282-0192	COL WHITE	1"	50 PK
282-0242	COL WHITE	1-1/4"	50 PK
282-0292	COL WHITE	1-1/2"	50 PK
282-0012	WHITE	1/2"	50 PK
282-0112	WHITE	3/4"	50 PK
282-0162	WHITE	1"	50 PK



SCREW SQUARE FLAT HEAD # 8

Available in bronze or raw various pack sizes.

Order No.	Finish	Size	Packaging
282-0734	BRONZE	1-1/2"	250 PK
282-0774	BRONZE	2"	250 PK
282-0715	RAW	1"	500 PK
282-0724	RAW	1-1/2"	250 PK
282-0761	RAW	2"	25 PK
282-0764	RAW	2"	250 PK



Hardware, Screws & Screw Drivers



SCREW COVERS

Decorative Screw Covers can be used anywhere you need to secure an item with a screw but desire a clean finished look. These units use a collar that the screw is inserted through and then when the application is completed, the cover is snapped into place. These caps are removable for easy access. Available in white, black, brown, or chrome finish.

Order No.	MFG#	Description
284-8601	20375	SCREW COVERS WHITE 14/PKG.
284-8603	20385	SCREW COVERS BLACK 14/PKG.
284-8605	20395	SCREW COVERS BROWN 14/PKG.



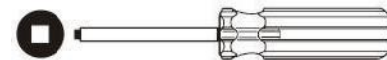
SCREW KAPPET WITH COVER

Designed to offer a decorative appearance anywhere you need to use a screw down application. These patented screws use a special screw that allows the cover to snap directly to it. It also uses a smaller cap to give your project a cleaner look. Available in white or beige.

Order No.	MFG#	Description
284-8608	20415	SCREW KAPPET W/COVER WHITE 14/PKG.



SCREWDRIVER SQUARE RECESS



Available in #1 and #2 economy models, also #2 large handle model.

Order No.	MFG#	Description
280-0002	009-QDZ	SCREWDRIVER #2 SQUARE RECESS ECONOMY MODEL BULK
280-0010	009-QD1C	SCREWDRIVER #1 SQUARE RECESS ECONOMY MODEL 1/CARD
280-0020	009-HDQB2LC	SCREWDRIVER #2 HD SQUARE RECESS LARGE HANDLE MODEL 1/CARD



SCREWDRIVER MAGNETIC W/BITS RV 5 IN 1

Magnetic screwdriver with bits, 8" long, steel shaft. Bits included: slotted, #2 phillips, #1square, #2 square and clutch ability.

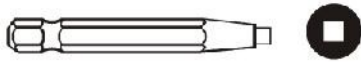


Order No.	MFG#	Description
280-5010	009-RVM5IN1SSC	SCREWDRIVER RV 5-1 STEEL SHAFT 1/CARD

Hardware, Screws & Screw Drivers



POWER BIT SQUARE



Order No.	Type	Drive By Length	Size	MFG#	Description
280-2502	POWER	1/4" x 2"	#2	009-250QB2PC	POWER BIT #2 SQUARE 2" LONG
280-2542	POWER	1/4" x 4"	#2	009-QB2P4C	POWER BIT #2 SQUARE 4" LONG
280-2562	POWER	1/4" x 6"	#2	009-250QB2P6C	POWER BIT #2 SQUARE 6" LONG
280-2503	POWER	1/4" x 2"	#3	009-250QB3P3C	POWER BIT #3 SQUARE DRIVE



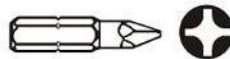
POWER BIT CLUTCH 5/32"



Order No.	Type	Drive By Length	Size	MFG#	Description
280-1532	POWER	1/4" x 1-15/16"	5/32"	009-100C3C	POWER BIT 5/32 CLUTCH



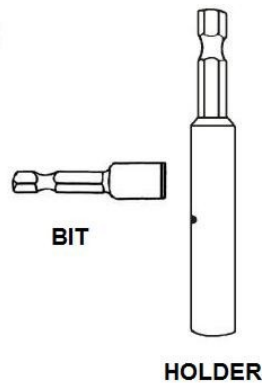
POWER BIT PHILLIPS



Order No.	Type	Drive By Length	Size	MFG#	Description
280-1422	POWER	1/4" x 2"	#2	009-42P2C	POWER BIT PHILLIPS #2



POWER BIT MAGNETIC NUTSETTER



Order No.	Type	Drive By Length	Size	MFG#	Description
280-0114	INSERT	1/4" x 1-1/8"	1/4"	009-104C	POWER BIT 1/4" HEX MAGNETIC
280-0115	POWER	1/4" x 2" TAPERED	1/4"	009-MSHB1/4C	POWER BIT 1/4" HEX TAPERED MAGNETIC
280-0138	POWER	1/4" x 1-3/4"	3/8"	009-106C	POWER BIT 3/8" HEX MAGNETIC
280-5007	POWER	1/4" x 2"	1/4" C-RING TYPE	009-304CRC	POWER BIT HOLDER 1/4" HEX

Hardware, Window & Ceiling



WINDOW CRANKS METAL

Made of die cast steel for long lasting use. Replacement screw included. Available in 2 sizes 1" and 1-3/4".

Order No.	MFG#	Description
304-8707	20265	WINDOW CRANK 1" METAL 1/PKG.
304-8709	20275	WINDOW CRANK 1-3/4" METAL 1/PKG.

WINDOW CRANK METAL



Includes mounting screw. WHILE SUPPLY LASTS

Order No.	MFG#	Description
308-8890	8890	WINDOW CRANK METAL 1" BULK WSL



WINDOW CRANKS PLASTIC

Made of durable polypropylene for long lasting use. Replacement screw included. Available in 3 sizes 1", 1-3/8", and 1-3/4".

Order No.	MFG#	Description
304-8701	20205	WINDOW CRANK 1" PLASTIC 1/PKG.
304-8703	20215	WINDOW CRANK 1-3/8" PLASTIC 1/PKG.
304-8705	20225	WINDOW CRANK 1-3/4" PLASTIC 1/PKG.



WINDOW KNOBS PLASTIC

Window and vent operator knob replacement will fit most applications. Made of durable polypropylene. Replacement screw included. Available in two colors black and white and two sizes 1/2" or 1".

Order No.	MFG#	Description
304-8711	20365	WINDOW KNOB PLASTIC 1/2" SHAFT BLACK 1/PKG.
304-8713	20345	WINDOW KNOB PLASTIC 1" SHAFT BLACK 1/PKG.
304-8715	20355	WINDOW KNOB PLASTIC 1/2" SHAFT WHITE 1/PKG.
304-8717	20335	WINDOW KNOB PLASTIC 1" SHAFT WHITE 1/PKG.

Hardware, Window & Ceiling



ROSETTES

Commonly found in use with ceiling panels but can also be used anywhere a decorative look is desired. Their larger diameter gives the screw more surface coverage and a more secure application.

Order No.	MFG#	Description
294-8611	20465	ROSETTES PLASTIC CLEAR 14/PKG
294-8613	20455	ROSETTES PLASTIC WHITE 14/PKG

Hardware, Window & Ceiling

CEILING BOARD 4'X9'

Luan backed for strength. 4' x 8' sheet.



Order No.	Description
290-0185	CEILING BOARD 4 X 9 TEXTURED WHITE
290-0009	BATTEN, WHITE VINYL 1"W X 9'L
290-0095	BATTEN, WHITE VINYL 1.5"W X 9'L

Levels



LEVELS STICK ON

Simplify your campsite setup with our Stick On Levels. Adhesive backing allows for tool free installation.



Order No.	MFG#	Description
106-0114	28-0114	LEVELS STICK ON BLACK 2/PKG
106-0124	28-0124	LEVELS STICK ON WHITE 2/PKG



LEVEL TRAILER

Simplify your campsite setup with our Stick On Levels. Adhesive backing allows for tool free installation.



Order No.	MFG#	Description
106-0112	28-0112	LEVELS TRAILER BLACK 2/PKG
106-0122	28-0122	LEVELS TRAILER WHITE 2/PKG



LEVEL FIFTH WHEEL

Simplify your campsite setup with Stick On Levels. Adhesive backing allows for tool free installation.



Order No.	MFG#	Description
106-0113	28-0113	LEVELS FIFTH WHEEL BLACK 2/PKG
106-0123	28-0123	LEVELS FIFTH WHEEL WHITE 2/PKG



LEVEL MOTORHOME

Simplify your campsite setup with Stick On Levels. Adhesive backing allows for tool free installation.



Order No.	MFG#	Description
106-0111	28-0111	LEVELS MOTORHOME BLACK 2/PKG
106-0121	28-0121	LEVELS MOTORHOME WHITE 2/PKG



LEVEL GRADUATED



Takes the guess work out of RV leveling. Marks indicate how many inches are required to raise or lower RV. Self-sticking adhesive back. Screw holes available for permanent mounting. Made in U.S.A.

Order No.	MFG#	Description
108-8525	25503	LEVELS GRADUATED 2/PKG



ACCULEVEL



Mounts with screws to front of trailer and can be seen in mirrors. Large ball indicates side-to-side leveling, with second level for front-to-back leveling. Camco #25563

Order No.	MFG#	Description
109-0101	25563	ACCULEVEL BY CAMCO

Levels



BRACKETS FOR ACCULEVEL



Brackets for mounting the ACCULEVEL to fifth wheel pin boxes
Camco # 25583

Order No.	MFG#	Description
109-0102	25583	BRACKET FOR ACCULEVEL



LEVEL LARGE FOR FRONT OF TRAILER

Camco's RV Trailer Level has a large ball to indicate side-to-side leveling, with a second level for front-to-back. It mounts with screws to the front of the trailer and can be seen from the vehicle mirrors. Large ball to indicate side-to-side leveling, with a second level for front-to-back. Mounts to front of trailer with screws. Can be seen from vehicle mirrors. Lightweight plastic construction. Patented.



Order No.	MFG#	Description
424-5533	25533	LARGE TRAILER LEVEL



LEVEL CROSS CHECK



- Front-to-back or side-to-side leveling
- Built-in magnet for hands-free leveling
- Optional screw holes for permanent mounting on trailer hitch

Order No.	MFG#	Description
108-9615	09615	CROSS CHECK LEVEL



LEVEL BULLSEYE SURFACE



- Great for RV appliances, pool tables, etc
- Optional screw holes for permanent mounting

Order No.	MFG#	Description
108-9815	09815	•Great for RV appliances, pool tables, etc •Optional screw holes for permanent mounting .

LP Gas



LP GAS BOTTLE COVERS ABS PLASTIC



Heavy duty polyethylene covers protect propane gas bottles from flying debris. Updated design provides easier access to gas valves.

Order No.	MFG#	Description
224-0523	40523	BOTTLE COVER ABS POLAR WHITE 20 LB
424-0568	40568	BOTTLE COVER ABS BLACK 20 LB
225-4392	40532	BOTTLE COVER ABS COL WHITE 30 LB
225-4402	40542	BOTTLE COVER ABS POLAR WHITE 30 LB
424-0539	40539	BOTTLE COVER ABS BLACK 30LB
224-0543	40543	REPLACEMENT CAP KIT FOR COVER FOR 225-4402 PW
424-0533	40533	REPLACEMENT CAP KIT FOR COVER FOR 225-4392 CW
424-0549	40549	REPLACEMENT CAP KIT FOR COVER FOR 424-0539 BLK



LP GAS REGULATOR SINGLE STAGE

Zinc die cast, molded rubber diaphragms, UL listed, integral pressure relief. 1/4" FPT Inlet x 3/8" FPT outlet.

Order No.	MFG#	Description
224-2300	MEGR-230	REGULATOR SINGLE STAGE BULK
224-2301	MEGR-230P	REGULATOR SINGLE STAGE 1/BOX



LP GAS REGULATOR TWO STAGE AUTO CHANGEOVER

Zinc die cast, molded rubber diaphragms, UL listed, powder coated. (2) 1/4" Inverted Flare x 3/8" FPT outlet.

Order No.	MFG#	Description
224-2540	MEGR-253	REGULATOR AUTOMATIC BULK

PROPANE / CO ALARM



Designed and tested with rugged RV environment in mind, the RV Safe is ideal for installation and use in all 12v RV's and trailers. ETL tested and listed. Made in the USA.

Suitable for replacing

- Safe-T-Alert: 20, 25, 30, 35, 40, 45, and 65 series
- Most atwood and dometic branded CO/Propane alarms
- Universal mounting brackets allow replacement of almost all detectors on the market

Order No.	MFG#	Description
610-0367	RVCLP-2B	CO/PROPANE ALARM BLACK
610-0374	RVCLP-2W	CO/PROPANE ALARM WHITE
610-0398	RVLP-2B	PROPANE ONLY ALARM BLACK
610-0404	RVLP-2W	PROPANE ONLY ALARM WHITE



GAS LEAK DETECTOR

Help protect your RV from gas leaks. Gas Leak detector bubbles at the problem area when gas is escaping.



Order No.	MFG#	Description
225-1324	10324	LEAK DETECTOR W/SPRAYER 8 OZ

LP DOUBLE BOTTLE RACKS

Propane cylinder holders are made of steel. Each bottle rack holds two bottles securely. Complete rack assemblies include: Hold Down bracket, Regulator Bracket, Wing Nut, Center Rod, and Base.



Order No.	Fits	MFG#	Description
227-0006	20 LB	820553	DBL 20 LB ALL PARTS KIT
227-0007	30 LB	820554	DBL 30 LB ALL PARTS KIT

LP Gas



LP REGULATOR TWO STAGE 6 O'CLOCK VENT

Zinc die cast, molded rubber diaphragms, UL listed, adjusting screw and dust cap design, powder coated. 1/4" FPT x 3/8" FPT outlet. Vent at 6:00 position (above outlet).

Order No.	MFG#	Description
224-2900	MEGR-291	REG. 2 STAGE 6 O'CLOCK VENT BULK



L.P. GAS REGULATOR TWO STAGE 9 O'CLOCK VENT

Zinc die cast, molded rubber diaphragms, UL listed, adjusting screw and dust cap design, powder coated. 1/4" FPT x 3/8" FPT outlet. Vent at 9:00 position.

Order No.	MFG#	Description
224-9959	MEGR-298	REG 2 STAGE 9 O'CLOCK VENT BULK
224-9333	MEGR-295	REGULATOR 2 STAGE W/ HORIZONTAL VENT AND POL FITTING



PROPANE QUICK-CONNECT (GAS GRILL FOR RV)



QUICK CONNECT KIT: For use with low pressure propane systems: * Add a convenient connect/disconnect * Add an additional safety shut-off Valve: 1/4" female NPT x female quick connect Full flow plug: 1/4" male NPT x male quick connect. 50,000 BTU capacity.

APPLIANCE HOSE: For use on a 20 or 30 pound refillable propane tank. Provides an extension for portable propane appliances. 1/4" male NPT x 1/4" female NPT

Order No.	REF	MFG#	Description
225-9853	A	ME-GMCC-4	PROPANE QUICK CONNECT FEMALE END
225-9903	B	ME-GMC7-02	PROPANE NIPPLE ONLY FOR QUICK CONNECT
225-9883	C	59883	PROPANE HOSE 5' 1/4" MALE NPT X 1/4" FM NPT
224-0072		MER14TCQD-72	72" HOSE QUICK DISCONNECT 1/4" FNPT
224-0144		MER14TCQD-144	144" HOSE QUICK DISCONNECT 1/4" FNPT



LP ADAPTER PIGTAIL TO REGULATOR

1/4" Inverted Flair X 1/4" MPT. Adapts inverted flare pigtails to 1/4" FPT in regulator. Equivalent to Marshall Brass # 240-36.

Order No.	MFG#	Description
224-2436	ME2132P	ADAPTER 1/4 "INV FL x 1/4" MPT



LP DUAL TANK MANIFOLD TEE

1/4" Inverted Flare Inlet x 1/4" Male Pipe Outlet. Equivalent to Marshall Brass G-1700.

Order No.	MFG#	Description
221-7001	ME1700A	LP D-TANK MANIFOLD TEE 1/4" INV FL X 1/4" MP



LP HOSE F FLARE X MPT

LP hoses Female Flare X MPT.

Order No.	Hose ID	MFG#	Description
224-1024	3/8"	MER610-24	HOSE LP 3/8" F FLARE X 3/8" MPT 24" L
224-1130	3/8"	MER611-30	HOSE LP 3/8" F FLARE X 3/8" MPT 30" L
224-1140	3/8"	MER611-40	HOSE LP 3/8" F FLARE X 3/8" MPT 40" L
224-0048	1/2"	MER611-48	HOSE LP 1/2" F FLARE X 3/8" MPT 48" L
224-0060	1/2"	MER611-60	HOSE LP 1/2" F FLARE X 3/8" MPT 60" L



LP HOSE M INV FL X POL



LP hoses 1/4" M INV FL x POL

Order No.	Hose ID	MFG#	Description
224-4315	1/4"		LP HOSE 1/4" M INV FL X POL 15" L
224-4320	1/4"	MER403-20	LP HOSE 1/4" M INV FL X POL 20" L
224-4324	1/4"	MER403-24	LP HOSE 1/4" M INV FL X POL 24" L
224-4330	1/4"	MER403-30	LP HOSE 1/4" M INV FL X POL 30" L
224-4336	1/4"	MER403-36	LP HOSE 1/4" M INV FL X POL 36" L
224-4360	1/4"	MER403-60	LP HOSE 1/4" M INV FL X POL 60" L
224-4372	1/4"	MER403-72	LP HOSE 1/4" M INV FL X POL 72" L

LP Gas



LP HOSE SWIVEL M CYL X POLHW



LP Hose Swivel Male Cylinder X POL Handwheel.

Order No.	Hose ID	MFG#	Description
224-7069	1/4"	MER407-60	LP HOSE SWIVEL M CYL X POLHW 60" L
224-7149	1/4"	MER407-144	LP HOSE SWIVEL M CYL X POLHW 144" L



LP HOSE ACME X APPLIANCE


High-pressure hose with easy grip acme nut for connecting an appliance designed to use the 1 lb disposable cylinder to a 20 or 30 lb refillable tank.



Order No.	MFG#	Description
224-9823	59823	LP HOSE ACME TO APP. FITTING 5' LONG
224-9825	59825	LP HOSE ACME TO APP FITTING 12' LONG



LP HOSE HIGH CAPACITY M INV FL X F ACME THREAD



LP hose high capacity 1/4" Male Inverted Flare x 1-5/16" Female Acme Thread.

Order No.	Hose ID	MFG#	Description
224-4812	1/4"	MER425-12	LP HOSE 1/4" M INV FL X 1-5/16" F ACME THREAD 12" L
224-4915	1/4"	MER425-15	LP HOSE 1/4" M INV FL X 1-5/16" F ACME THREAD 15" L
224-4818	1/4"	MER425-18	LP HOSE 1/4" M INV FL X 1-5/16" F ACME THREAD 18" L
224-9072	1/4"	MER425-20	LP HOSE 1/4" M INV FL X 1-5/16" F ACME THREAD 20" L
224-4824	1/4"	MER425-24	LP HOSE 1/4" M INV FL X 1-5/16" F ACME THREAD 24" L
224-9162	1/4"	MER425-30	LP HOSE 1/4" M INV FL X 1-5/16" F ACME THREAD 30" L
224-4836	1/4"	MER425-36	LP HOSE 1/4" M INV FL X 1-5/16" F ACME THREAD 36" L
224-4848	1/4"	MER425-48	LP HOSE 1/4" M INV FL X 1-5/16" F ACME THREAD 48" L
224-4860	1/4"	MER425-60	LP HOSE 1/4" M INV FL X 1-5/16" F ACME THREAD 60" L



LP HOSE EXTEND-A-FLOW



Order No.	MFG#	Description
224-1069	MER421-60	HOSE EXTEND-A-FLOW 60" L
224-1149	MER421-144	HOSE EXTEND-A-FLOW 144" L



EXTEND-A-FLOW KIT

Extend-A-Flow LP Gas Line Tap Kit makes it possible to connect small, portable appliances, normally fueled by disposable LP gas cylinders, to the existing LP gas fuel supply of a recreational vehicle, cottage, back yard patio without interrupting the supply of regulated fuel to the system. Extend-A-Flow eliminates the need to purchase an extra LP gas cylinder or several small, disposable type cylinders.



Order No.	MFG#	Description
221-5351	MER470	EXTEND A FLOW KIT



EXTEND A STAY

The kit will let the owners fuel their units from reserve cylinders and eliminate the need to move the unit, ideal for remote or rustic camping situations.



Order No.	MFG#	Description
221-5371	MER473	EXTEND-A-STAY



ADAPTER GAS RESERVE CYLINDER

When your grill runs out of gas, the reserve cylinder adapter permits small disposable LP cylinders to be used as a back-up fuel supply. Female 1" 20 x 1/4" MPT. 1/card.



Order No.	MFG#	Description
221-4881	ME488	ADAPTER 1"-20X1/4" MPT

Plumbing - Fresh Water, Faucets ,Shower, & Sink, Kitchen Faucets



SPRING STYLE FAUCET

This coil-spring kitchen sink faucet features a flexible, pull-down style, as well as spray and stream functions that let you effectively rinse and clean. High-quality materials give this faucet a high-end look and feel, and the single-handle design offers ease of use.

Order No.	MFG#	Description
471-9323	719323	FAUCET SPRING STYLE (SS)



PULL DOWN SPRAYER FAUCET

This pull-down style, as well as spray and stream functions that let you effectively rinse and clean. High-quality materials give this faucet a high-end look and feel, and the single-handle design offers ease of use.

Order No.	MFG#	Description
471-9326	719326	PULL DOWN SPRAYER FAUCET



ALPHORN PULL DOWN SPRAYER FAUCET

This pull-down style, as well as spray and stream functions that let you effectively rinse and clean. High-quality materials give this faucet a high-end look and feel, and the single-handle design offers ease of use.

Order No.	MFG#	Description
471-9335	719335	ALPHORN PULL DOWN SPRAYER FAUCET



BULLET PULL DOWN SPRAYER FAUCET

This Bullet Pulldown Faucet features a flexible, pull-down style, as well as spray and stream functions that let you effectively rinse and clean. High-quality materials give this faucet a high-end look and feel, and the single-handle design offers ease of use.

Order No.	MFG#	Description
471-9333	719333	BULLET PULL DOWN SPRAYER FAUCET



CURVED GOOSENECK FAUCET

This Stainless Curved Goose-neck Faucet features a flexible, that let you effectively rinse and clean. High-quality materials give this faucet a high-end look and feel, and the single-handle design offers ease of use.

Order No.	MFG#	Description
471-9324	719324	CURVED GOOSENECK FAUCET, SINGLE HOLE

Plumbing - Fresh Water, Faucets ,Shower, & Sink, Kitchen Faucets



SQUARE GOOSENECK FAUCET

This Stainless Square Goose-neck Faucet features a flexible. High-quality materials give this faucet a high-end look and feel, and the single-handle design offers ease of use.

Order No.	MFG#	Description
471-9325	719325	SQUARE GOOSENECK FAUCET, SINGLE HOLE



FAUCET KITCHEN 8" HI-ARC SPOUT PHX



Handle Type: Lever, Hole Mount: 2 Hole, Install size: 8" center, Finish: Chrome, White, & Brushed Nickel, Underbody: Plastic

Order No.	MFG#	Description
479-5103	R5103	HI-ARC KITCHEN FAUCET CHROME
479-5177	R5177	HI-ARC KITCHEN FAUCET WHITE
479-5163	R5163	HI-ARC KITCHEN FAUCET BRUSHED NICKEL

Plumbing - Fresh Water, Faucets ,Shower, & Sink, Kitchen Faucets



FAUCET KITCHEN 8" PHX



Handle Type: Lever, Hole Mount: 2 Hole, Install size: 8" center, Finish: Chrome & White, Underbody: Plastic

Order No.	MFG#	Description
479-5003	R5003	KITCHEN FAUCET CHROME
479-5077	R5077	KITCHEN FAUCET WHITE



FAUCET KITCHEN 4" LEDGE



Handle Type: Lever, Hole Mount: 2 hole, Install Size: 4" center, Underbody: Plastic, Finish: Chrome

Order No.	MFG#	Description
479-5403	R5403-I	FAUCET 4" LEDGE CHROME

Plumbing - Fresh Water, Faucets ,Shower, & Sink, Kitchen Faucets



Non-Metallic Pull-Out RV Kitchen Faucet



- Pull-Out Sprayer with Toggle Switch from Stream to Spray
- Premium Grade Light Weight Synthetic Construction
- Lead Free Certified
- Stylish Loop Lever
- Nylon Pull-Out Hose
- Vinyl Inlet Hoses

Order No.	MFG#	Description
470-0001	DF- PK10 0-SN	KITCHEN FAUCET W/ PULL OUT SPRAYER (SATIN NICKEL)
470-0002	DF- PK10 0-ORB	KITCHEN FAUCET W/ PULL OUT SPRAYER (O.R. BRONZE)
470-0003	DF- PK10 0-CP	KITCHEN FAUCET W/ PULL OUT SPRAYER (CHROME POLISHED)
470-0004	DF- PK10 0-WT	KITCHEN FAUCET W/ PULL OUT SPRAYER (WHITE)

Plumbing - Fresh Water, Faucets ,Shower, & Sink, Kitchen Faucets



J-Spout RV Kitchen Faucet



- 12.5" Tall Brass Spout
- Premium Grade Light Weight Synthetic Waterways
- Lead Free Certified
- Plated Plastic Classical Lever Style Handles

Order No.	MFG#	Description
470-0005	DF-PK330HC-OR	KITCHEN FAUCET W/ J-SPOUT (O.R. BRONZE)
470-0006	DF-PK330HC-SN	KITCHEN FAUCET W/ J-SPOUT (SATIN NICKEL)
470-0007	DF-PK330HC-CP	KITCHEN FAUCET W/ J-SPOUT (CHROME POLISH)
470-0330	DF-PK330HC-WT	KITCHEN FAUCET W/ J-SPOUT (WHITE)



Classical Hi-Rise RV Kitchen Faucet



- 10" Tall Brass Spout
- Premium Grade Light Weight Synthetic Waterways
- Lead Free Certified
- Plated Plastic Classical Lever Style Handles

Order No.	MFG#	Description
470-0008	DF-PK210C-ORB	KITCHEN FAUCET HIGH RISE (O.R. BRONZE)
470-0009	DF-PK210C-SN	KITCHEN FAUCET HIGH RISE (SATIN NICKEL)
470-0010	DF-PK210C-WT	KITCHEN FAUCET HIGH RISE (WHITE)
470-0011	DF-PK210C-BQ	KITCHEN FAUCET HIGH RISE (BISQUE)

Plumbing - Fresh Water, Faucets ,Shower, & Sink, Kitchen Faucets



Two Handle RV Kitchen Faucet - Clear Knobs



- Chrome Plated Finish
- Premium Grade Light Weight Synthetic Waterways
- Lead Free Certified
- Clear Acrylic Knobs

Order No.	MFG#	Description
470-0012	DF-PK600A-CP	KITCHEN FAUCET 8" CLEAR HANDLES (CHROME)
470-0013	DF-PK600S-WT	KITCHEN FAUCET 8" SMOKE HANDLES (WHITE)
470-0014	DF-PK600S-SN	KITCHEN FAUCET 8" SMOKE HANDLES (SATIN NICKEL)



Single Lever RV Kitchen Faucet



- Single Lever RV Kitchen Faucet
- Heavy Duty Brass Construction
- Solid Zinc Lever Handle
- Lead Free Certified

Order No.	MFG#	Description
470-0015	DF-NMK600-CP	KITCHEN FAUCET SINGLE LEVER (CHROME)

Plumbing - Fresh Water, Faucets ,Shower, & Sink, Kitchen Faucets



Hi-Rise RV Kitchen Faucet - Clear Knobs



- Chrome Plated
- 10" Tall Brass Spout
- Premium Grade Light Weight Synthetic Waterways
- Lead Free Certified

Order No.	MFG#	Description
470-0016	DF-PK200A-CP	KITCHEN FAUCET HI-RISE W/ CLEAR KNOBS (CHROME)
470-0062	DF-PK210S-WT	KITCHEN FAUCET HI-RISE W/ SMOKE KNOBS (WHITE)
470-2105	DF-PK210S-BQ	KITCHEN FAUCET HI-RISE W/ SMOKE KNOBS (BISQUE)



HI-RISE NON-METALLIC RV KITCHEN FAUCET



This faucet boasts an elegant exterior, and two classical levers to adjust temperature and water pressure. Enjoy splashless washing due to the generous aerated stream. Works on any 2-hole sink opening. 12" tall and 10" wide. Flow rate is 2.2 GPM. Drip-free washerless cartridges.

Order No.	MFG#	Description
470-3400	DF-PK340L-SN	HI-RISE KITCHEN FAUCET (SATIN NICKEL)

Plumbing - Fresh Water, Faucets ,Shower, & Sink, Kitchen Faucets



DUAL LEVER PULL DOWN RV KITCHEN FAUCET



This faucet's design features a pull-out sprayer, which toggles between stream and spray with the finger-friendly top button. This model has a dual-lever for easy operation. Works on any 3-hole sink opening. 14.66" tall and 13.42" wide. Flow rate is 2.2 GPM. Drip-free washerless cartridges.

Order No.	MFG#	Description
470-3500	DF-PK350L-CP	DUAL LEVER, PULL DOWN SPRAYER FAUCET (CHROME)



RV Bar Faucet



- 6" High Brass Spout
- Premium Grade Light Weight Synthetic Waterways
- Lead Free Certified

Order No.	MFG#	Description
470-0025	DF-PB150A-CP	BAR FAUCET W/ CLEAR KNOBS (CHROME)
470-0026	DF-PB150C-SN	BAR FAUCET W/ CLASSICAL HANDLE (SATIN NICKEL)

Plumbing - Fresh Water, Faucets ,Shower, & Sink, Lavatory and Shower Faucets



FAUCET TUB/SHOWER 4" PHX

Handle Type: Lever (2 handle), Install Size: 4" center, Underbody: Plastic, Finish: Chrome, White, & Brushed Nickel



Order No.	MFG#	Description
479-4703	R4703	TUB/SHOWER DIVERTER CHROME
479-4777	R4777	TUB/SHOWER DIVERTER WHITE

DIVERTER TUB/SHOWER

4" tub and shower, clear handles available in chrome, white, and parchment. It is fitted with an anti-siphon hook-up for personal shower.



Order No.	MFG#	Description
471-1207	20351207	FAUCET TUB/SHOWER DIVERTER CHROME
471-5121	20351P21	FAUCET TUB/SHOWER DIVERTER PARCHMENT
471-5122	20351W21	FAUCET TUB/SHOWER DIVERTER WHITE

Plumbing - Fresh Water, Faucets ,Shower, & Sink, Lavatory and Shower Faucets



RV Tub & Shower Diverter Faucet



- Premium Grade Light Weight Synthetic Waterways
- Lead Free Certified
- Pull Diverter to Switch From Spout to Shower
- Underside Stem for Attaching Hand Held Shower Hose
- 1/4 Turn Valves

Order No.	MFG#	Description
470-0027	DF-SA-110S-BQ	TUB/SHOWER FAUCET W/ DIVERTER & SMOKED KNOBS (BISQUE)
470-0028	DF-SA-110S-WT	TUB/SHOWER FAUCET W/ DIVERTER & SMOKED KNOBS (WHITE)
470-0030	DF-SA-110S-SN	TUB/SHOWER FAUCET W/ DIVERTER & SMOKED KNOBS (SATIN NICKEL)
470-0029	DF-SA-110S-CP	TUB/SHOWER FAUCET W/ DIVERTER & CLEAR KNOBS (CHROME)

Plumbing - Fresh Water, Faucets ,Shower, & Sink, Lavatory and Shower Faucets



Classical RV Tub & Shower Diverter Faucet



- Metallic Plated Plastic Body
- Premium Grade Light Weight Synthetic Waterways
- Lead Free Certified
- Pull Diverter to Switch From Spout to Shower
- Underside Stem for Attaching Hand Held Shower Hose
- Classical Lever Handles

Order No.	MFG#	Description
470-0036	DF-SA110C-ORB	TUB/SHOWER FAUCET W/ CLASSICAL HANDLES (O.R. BRONZE)
470-0037	DF-SA110C-SN	TUB/SHOWER FAUCET W/ CLASSICAL HANDLES (SATIN NICKEL)



FAUCET LAVATORY W/ DIVERTER PHX



Handle Type: Lever (2 handle), Install size: 4" center, Underbody: Plastic, Finish: White & Chrome

Order No.	MFG#	Description
479-4403	R4403	LAV WITH DIVERTER 4" CHROME
479-4477	R4477	LAV. WITH DIVERTER 4" WHITE

Plumbing - Fresh Water, Faucets ,Shower, & Sink, Lavatory and Shower Faucets

DIVERTER LAVATORY

4" center inlet clear handles chrome or white.



Order No.	MFG#	Description
471-3101	20373101W	DIVERTER 4" LAVATORY WHITE
471-3207	20373207	DIVERTER 4" LAVATORY CHROME



RV Lavatory Faucet w/ Shower Diverter - Clear Knobs



- Diverter Outlet for Hand Held Shower
- Attaches to all Standard Shower Hoses
- Chrome Plated Plastic Body
- Premium Grade Light Weight Synthetic Waterways
- Lead Free Certified
- Crystal Acrylic Knobs

Order No.	MFG#	Description
470-0024	DF-PL720A-CP	LAVATORY FAUCET W/ DIVERTER (CHROME)



SHOWER VALVE PHX



4" shower valve available in White or Chrome. Has vacuum breaker for hand held shower. Has plastic underbody. Has 2 lever type handles.

Order No.	MFG#	Description
479-0403	R0403	CHROME SHOWER VALVE
479-0477	R0477	WHITE SHOWER VALVE

Plumbing - Fresh Water, Faucets ,Shower, & Sink, Lavatory and Shower Faucets

SHOWER VALVE

4" shower valve clear handles available in chrome, white, and parchment. It is fitted with a vacuum breaker for personal showers.



Order No.	MFG#	Description
471-4101	20354RW21	SHOWER VALVE 4" WHITE
471-4207	20354R207	SHOWER VALVE 4" CHROME



Designer RV Shower Faucet



- Non-Metallic Body and Handles
- Premium Grade Light Weight Synthetic Waterways
- Lead Free Certified
- Designer Lever Handles
- Fits All Standard Shower Hoses

Order No.	MFG#	Description
470-0031	DF-SA100L-SN	TUB/SHOWER DESIGNER RV FAUCET (SATIN NICKEL)



SINGLE LEVER RV SHOWER FAUCET

This faucet boasts a sleek and classic exterior, fully functional diverter, and an easy-turn single lever operation to quickly adjust temperature and water pressure. And there will be no lack of pressure through the diverter with the generous stream, as this faucet will produce a straight and even pressure every time! This model is made for, and perfect, for accommodating everyday use in your recreational vehicle, so you can focus on the open road, and not your faucet. Works on any 2-hole 4" opening. Total length is 4.25". Flow rate is a powerful 2.2 GPM for those that are looking for powerful steam. This faucet is UPC and CUPC Certified. We are a proud American company with USA-based Customer Support so you can trust that any issues will be resolved timely and accurately.



Order No.	MFG#	Description
470-1500	DF-SA150-SN	SINGLE LEVER SHOWER FAUCET (SATIN NICKEL)

Plumbing - Fresh Water, Faucets ,Shower, & Sink, Lavatory and Shower Faucets



Classical RV Shower Faucet



- Non-Metallic Body and Handles
- Premium Grade Light Weight Synthetic Waterways
- Lead Free Certified
- Classical Lever Handles
- Fits All Standard Shower Hoses

Order No.	MFG#	Description
470-0038	DF-SA100 C-ORB	SHOWER FAUCET W/ CLASSICAL HANDLES (O.R. BRONZE)
470-0039	DF-SA100 C-SN	SHOWER FAUCET W/ CLASSICAL HANDLES (SATIN NICKEL)
470-0040	DF-SA100 C-BQ	SHOWER FAUCET W/ CLASSICAL HANDLES (BISQUE)
470-0041	DF-SA100 C-WT	SHOWER FAUCET W/ CLASSICAL HANDLES (WHITE)
470-0042	DF-SA100 C-CP	SHOWER FAUCET W/ CLASSICAL HANDLES (CHROME)

Plumbing - Fresh Water, Faucets ,Shower, & Sink, Lavatory and Shower Faucets



RV Shower Faucet



- Premium Grade Light Weight Synthetic Waterways
- Lead Free Certified
- 1/4 Turn Valves
- Fits All Standard Shower Hoses

Order No.	MFG#	Description
470-0032	DF-SA100A-CP	SHOWER FAUCET W/ CLEAR KNOBS (CHROME)
470-0033	DF-SA100S-WT	SHOWER FAUCET W/ SMOKE KNOBS (WHITE)
470-0034	DF-SA100S-BQ	SHOWER FAUCET W/ SMOKE KNOBS (BISQUE)
470-0035	DF-SA100S-SN	SHOWER FAUCET W/ SMOKE KNOBS (SATIN NICKEL)



FAUCET 4" LAVATORY PHX



Handle Type: 2 Lever, Install Size: 4" center, Underbody: Plastic, Finish: Chrome or White

Order No.	MFG#	Description
479-4003	R4003	LAVATORY FAUCET CHROME
479-4077	R4077	LAVATORY FAUCET WHITE

Plumbing - Fresh Water, Faucets ,Shower, & Sink, Lavatory and Shower Faucets

FAUCET LAVATORY

4" center set with clear handles available in white, parchment, or chrome.



Order No.	MFG#	Description
471-7101	20377RW21	FAUCET LAVATORY 4" WHITE
471-7207	20377R207	FAUCET LAVATORY 4" CHROME



Classical RV Lavatory Faucet



- Metallic Plated Plastic Body
- Premium Grade Light Weight Synthetic Waterways
- Lead Free Certified
- Classical Lever Style Handles
- Drain Pop-up Not Included

Order No.	MFG#	Description
470-0017	DF-PL700C-ORB	LAVATORY FAUCET CLASSIC (O.R. BRONZE)
470-0018	DF-PL700C-SN	LAVATORY FAUCET CLASSIC (SATIN NICKEL)
470-0019	DF-PL700C-WT	LAVATORY FAUCET CLASSIC (WHITE)

Plumbing - Fresh Water, Faucets ,Shower, & Sink, Lavatory and Shower Faucets



RV Lavatory Faucet



- Chrome Plated Plastic Body
- Premium Grade Light Weight Synthetic Waterways
- Lead Free Certified
- Drain Pop-up Not Included

Order No.	MFG#	Description
470-0020	DF-PL700A-CP	LAVATORY FAUCET W/ CLEAR KNOBS (CHROME)
470-0021	DF-PL700S-BQ	LAVATORY FAUCET W/ SMOKE KNOBS (BISQUE)
470-0022	DF-PL700S-WT	LAVATORY FAUCET W/ SMOKE KNOBS (WHITE)
470-0023	DF-PL700S-SN	LAVATORY FAUCET W/ SMOKE KNOBS (SATIN NICKEL)



SINGLE LEVER RV LAVATORY FAUCET



This faucet boasts a classic exterior, and comes with a single loop lever for adjusting temperature and water pressure. And there will be no splashing with the generous aerated stream. Works on any 2-hole sink opening. Length is 9.8", width is 6", height is 5.5". Flow rate is 2.2 GPM. Pop-up not included, but can be purchased separately.

Order No.	MFG#	Description
470-1000	DF-PL100SN	LAVATORY FAUCET SINGLE LEVER (SATIN NICKEL)

Plumbing - Fresh Water, Faucets ,Shower, & Sink, Lavatory and Shower Faucets



DESIGNER ARC SPOUT LAVATORY FAUCET



This faucet boasts an elegant exterior, and comes with two bell-style levers for adjusting temperature and water pressure. And there will be no splashing with the aerated stream. Works on any 2-hole sink opening. Length is 5.6", width is 6", and height is 4.57". Flow rate is 2.2 GPM. Lead-free-

Order No.	MFG#	Description
470-6200	DF-PL620L-CP	FAUCET LAVATORY ARC SPOUT (CHROME)



CLASSIC ARC SPOUT, TWO LEVER FAUCET



This faucet boasts an elegant exterior, and comes with two bell-style levers to quickly adjust temperature and water pressure. There is no splashing with the aerated stream. The slightly squared arc spout styling of this faucet blends with all decors and is made with premium grade lightweight synthetic waterways and metal plated plastic construction. Works on any 2-hole sink opening. Length is 8", width is 6", and height is 5". Flow rate is 2.2 GPM.

Order No.	MFG#	Description
470-7000	DF-PL700L-SN	CLASSIC LAVATORY FAUCET (SATIN NICKEL)

Plumbing - Fresh Water, Faucets ,Shower, & Sink, Lavatory and Shower Faucets



LAVATORY FAUCET W/ DIVERTER



The handsome exterior comes with a two-lever operation to quickly adjust temperature and water pressure. This unit has an aerated flow, and includes a fully functional shower hose diverter. The sleek arc-style of this faucet is the perfect solution for updating your existing bathroom sink hardware, and the metallic plated plastic construction keeps unit in place if vehicle is moving. Works on any 2-hole sink opening measuring 4" center to center. Height is 3.66", width is 5.58", length is 9.4". Made from premium grade lightweight synthetic waterways.

Order No.	MFG#	Description
470-7200	DF-PL720C-SN	LAVATORY FAUCET W/ DIVERTER (SATIN NICKEL)

Plumbing - Fresh Water, Faucets ,Shower, & Sink, Exterior Showers and Parts

SHOWER EXTERIOR



Exterior shower offers the convenience of outside hot and cold running water. Code approved vacuum breaker. Key lock ensures security. Polar white.

Order No.	MFG#	Description
471-4224	74WD40	SHOWER EXTERIOR REPLACEMENT DOOR POLAR WHITE
471-5001	205514W	SHOWER HEAD ONLY ALSONS TYPE POLAR WHITE
471-9924	742007	SHOWER EXTERIOR COMPLETE POLAR WHITE

Plumbing - Fresh Water, Faucets ,Shower, & Sink, Exterior Showers and Parts



SHOWER EXTERIOR (JR PRODUCTS)



Easy installation makes this a great add-on unit as well as a replacement for all OEM units. The hatch is durable, resists salts and chemicals and is UV protected. It is paintable with little or no preparation and will not yellow or fade. The updated design also keeps the shower hose inside the hatch rather than feeding it into the RV, which also increases the possibilities for installation. The unit is both IAPMO and CSA approved. Replacement shower head and hose are available. Polar white and Black

Order No.	MFG#	Description
475-0102	5M10 2-A	SHOWER KIT EXTERIOR POLAR WHITE
475-1000	QQ-SHHE-A	SHOWER HEAD ONLY (WHITE)
475-1001	QQ-SHH O-A	SHOWER HOSE ONLY 60" (WHITE)
471-3208	QQ-SHMI-A	REPLACEMENT EXT. SHOWER MIXER W/ 90 DEG. DIV. VALVE (WHITE)
471-0001	QQ-SHMI-B-A	REPLACEMENT EXT. SHOWER MIXER W/ 90 DEG. DIV. VALVE (BLACK)
471-0002	QQ-SHHE-B-A	SHOWER HEAD ONLY (BLACK)
471-0003	QQ-SHH O-B-A	SHOWER HOSE ONLY 60" (BLACK)
471-0103	5M10 3-A	EXTERIOR SHOWER KIT (BLACK)



EXTERIOR SHOWER VALVE



Unique 90 degree diverter valve. Direct OEM replacement.

Order No.	MFG#	Description
471-3208	QQ-SHMI-A	EXT. SHOWER MIXER (WHITE)

Plumbing - Fresh Water, Faucets ,Shower, & Sink, Exterior Showers and Parts



EXTERIOR SHOWER VALVE PHX



Replacement 4" shower valve for exterior shower. Clear handles and White body.

Order No.	MFG#	Description
479-0471	R0471-8	EXTERIOR SHOWER VALVE WHITE



SHOWER VALVE EXTERIOR PHX



Replacement 4" shower valve with white handles and white body for exterior shower.

Order No.	MFG#	Description
479-0437	P437MV-55	EXTERIOR SHOWER VALVE WHITE W/ WHT HANDLES

Plumbing - Fresh Water, Faucets ,Shower, & Sink, Exterior Showers and Parts



EXTERIOR SHOWER HEAD



Easy-to-install showerhead fits in RV's outdoor shower area. High flow head has convenient on-off switch to help you conserve water.

Order No.	MFG#	Description
474-4023	44023	SHOWER HEAD ONLY W/ ON-OFF SWITCH

RV Shower Faucet for Exterior Shower Boxes



- 90 Degree Outlet For Easy Hose Storage
- Premium Grade Light Weight Synthetic Waterways
- Lead Free Certified
- Acrylic Knobs
- 1/4 Turn Valves
- Fits All Standard Shower Hoses

Order No.	MFG#	Description
470-0058	DF-SA100AL-WT	EXTERIOR SHOWER REPLACEMENT FAUCET (WHITE)
470-0059	DF-SA100SL-BK	EXTERIOR SHOWER REPLACEMENT FAUCET (BLACK)

Plumbing - Fresh Water, Faucets ,Shower, & Sink, Exterior Showers and Parts



RV Exterior Shower Box Kit

- Shower Faucet with 90 Degree Outlet
- Acrylic Knobs - 1/4" Turn
- 60" Shower Hose
- Shower Wand with Trickle Switch
- Lock and Keys
- UV Protected, Fade Resistant
- Mounts in 11"W x 6"H portal outside of RV



Order No.	MFG#	Description
470-0060	DF-SA170-BK	EXTERIOR SHOWER KIT (BLACK)
470-0061	DF-SA170-WT	EXTERIOR SHOWER KIT (WHITE)

Plumbing - Fresh Water, Faucets ,Shower, & Sink, Showerheads and Hoses



CAMCO SHOWERHEAD KIT

Handheld shower head. On / off switch pauses flow of water, four spray patterns chrome. Kit includes showerhead, flex hose, washers, wall mount and hardware.



Order No.	MFG#	Description
474-3713	43713	SHOWERHEAD KIT CHROME
474-3714	43714	SHOWER HEAD KIT WHITE

Plumbing - Fresh Water, Faucets ,Shower, & Sink, Showerheads and Hoses



CAMCO SHOWERHEAD



Enjoy longer showers with this ergonomically designed, handheld showerhead. Convenient on/off switch allows you to pause the flow of water while shampooing, greatly reducing the amount of water used. No more rushing through your shower to conserve water. Multi-featured showerhead allows you a choice of four spray patterns. From a drenching rain to a gentle massage, you can personalize your shower with your favorite comfort settings. Heavy-duty construction for years of use. Produces 2.5gpm with 40psi at the water source and 1.7gpm with 25psi at the water source.

Order No.	MFG#	Description
474-3710	43710	CHROME SHOWERHEAD
474-3711	43711	WHITE SHOWERHEAD



CAMCO SHOWER FLEX HOSE




Shower Flex Hose features a reinforced construction that eliminates hose kinking. Flexible 60" replacement hose with built-in connectors for easy installation to a standard 1/2" shower arm. Washers included.

Order No.	MFG#	Description
474-3716	43716	SHOWER FLEX HOSE 60" CHROME
474-3717	43717	SHOWER FLEX HOSE 60" WHITE

Plumbing - Fresh Water, Faucets ,Shower, & Sink, Showerheads and Hoses

SHOWER HOSE VINYL

60" white vinyl shower hose.



Order No.	MFG#	Description
473-4259	PF276016	SHOWHER HOSE 60" WHITE BULK



RV Shower Head & Hose Kit



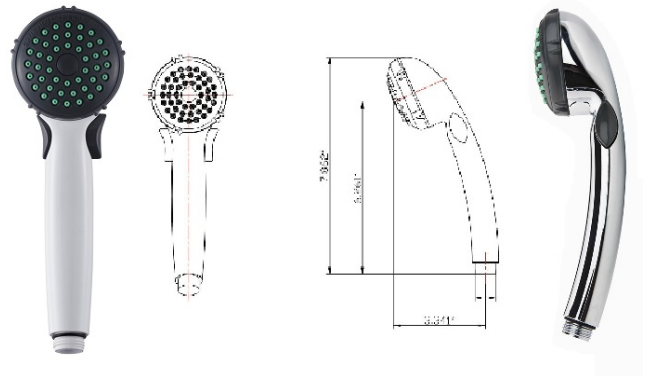
- Water Saving Trickle Valve Switch on Shower Head to Reduce Water Flow (not an On/Off switch)
- 60" Reinforced Vinyl Hose
- Mounting Bracket and Hose Ring Included

Order No.	MFG#	Description
470-0043	DF-SA130-ORB	SHOWER HEAD & HOSE KIT (O.R. BRONZE)
470-0044	DF-SA130-BQ	SHOWER HEAD & HOSE KIT (BISQUE)
470-0045	DF-SA130-SN	SHOWER HEAD & HOSE KIT (SATIN NICKEL)
470-0046	DF-SA130-WT	SHOWER HEAD & HOSE KIT (WHITE)
470-0047	DF-SA130-CP	SHOWER HEAD & HOSE KIT (CHROME)
470-0048	DF-SA130-BK	SHOWER HEAD & HOSE KIT (BLACK)

Plumbing - Fresh Water, Faucets ,Shower, & Sink, Showerheads and Hoses



RV Hand Held Shower Wand



- Single Function Flow Head
- Fits Any Standard Shower Hose
- Flow Control Switch - Trickle Valve to Conserve Water (not an On/Off switch)

Order No.	MFG#	Description
470-0049	DF-SA400-BQ	SHOWER HEAD ONLY (BISQUE)
470-0050	DF-SA400-CP	SHOWER HEAD ONLY (CHROME)
470-0051	DF-SA400-ORB	SHOWER HEAD ONLY (O.R. BRONZE)
470-0052	DF-SA400-SN	SHOWER HEAD ONLY (SATIN NICKEL)
470-0053	DF-SA400-WT	SHOWER HEAD ONLY (WHITE)



STAINLESS STEEL SHOWER HOSE



- Strong Stainless Steel Construction
- Reinforced Vinyl Core
- 60" in Length
- Attaches to All Standard RV Shower Faucets and Shower Heads

Order No.	MFG#	Description
470-0054	DF-SA200-CP	SHOWER HOSE 60" (CHROME)
470-0055	DF-SA200-ORB	SHOWER HOSE 60" (O.R. BRONZE)
470-0056	DF-SA200-SN	SHOWER HOSE 60" (SATIN NICKEL)
470-0057	DF-SA200-WT	SHOWER HOSE 60" (WHITE)

Plumbing - Fresh Water, Faucets ,Shower, & Sink, Misc. Faucet and Sink Parts



SHOWER STRAINER

This all purpose shower strainer is the perfect replacement for any area where a plug is not needed. The steel grid keeps items from entering your plumbing system and is easily cleaned. The grid is removable if access is needed to the plumbing. Fits up to a 2" drain opening. Made of die cast steel. Includes strainer, grid, locknut, slipnut, rubber washer and plastic washer.

Order No.	MFG#	Description
475-1022	9495-211-022	SHOWER STRAINER 1/PKG.



TUB STRAINER AND DRAIN STOPPER

This strainer and stopper is a perfect replacement for any tub or sink. Built of plastic, it replaces any 2" drain and comes with a new screw-in plastic stopper. Includes tub strainer, stopper, rubber washer and slip nut. Stopper only can be purchased. Polar White.

Order No.	MFG#	Description
501-8403	184030-A	TUB DRAIN & STOPPER 2" POLAR WHITE 1/PKG.
501-0736	160-73-6-A	DRAIN STOPPER ONLY 2" POLAR WHITE 1/PKG.



SINK STRAINER WITH THREADED BASKET

The easy to use threaded basket is great for kitchen and lavatory sinks. The basket is designed for a sure seal but can be loosened to drain the sink while keeping items from entering your drain. Fits up to a 2" drain opening. Made of die cast steel.

DH part # 513-2152 includes strainer, basket, rubber washer and locknut.

DH part # 513-2172 includes strainer, basket, tail flange, slipnut, locknut and rubber washer.

DH part # 513-3000 is replacement basket only.

Order No.	MFG#	Description
513-2152	9490-215-022	SINK STRAINER W/BASKET 1/PKG.
513-2172	9490-217-022	SINK STRAINER W/BASKET 1/PKG.

BASKET STRAINER 3-1/2"

3 1/2" basket strainer with stainless steel ring.



Order No.	MFG#	Description
513-9166	39166	BASKET STRAINER 3-1/2"

Plumbing - Fresh Water, Faucets ,Shower, & Sink, Misc. Faucet and Sink Parts

SWIVEL DRAIN CONNECTOR 90 DEGREE STRAIGHT

Attaches to a 1-1/2" sink outlet on the side of coach, 1/2" x 3/4" 90 degree swivel connector.



Order No.	MFG#	Description
511-0021	T01-0091VP	SWIVEL DRAIN CONNECTOR 1-1/2" X 3/4" 90 DEGREE 1/CARD

CO PLUG

Dimensions are 1-1/4" W x 5" L. Stopper only is available.



Order No.	MFG#	Description
513-9136	39136	CO PLUG 1-1/4" X 5"

FAUCET HANDLES 6 POINT

Replacement handles for Master Series and Utopia faucets available in clear and smoke. Set of 2 hot & cold. WHILE SUPPLY LASTS



Order No.	MFG#	Description
471-1102	39010	FAUCET HANDLE PAIR UTOPIA SMOKE 2/PKG. WSL



Classical Lever Handles



- Plated Plastic Classical Lever Handles
- 2 Per Pack (1 pair), Hot and Cold
- For use with DURA Branded Faucets Only
- Compatible with Cartridge Part DF-RK200 Only

Order No.	MFG#	Description
470-0063	DF-RKC-SN	CLASSICAL LEVER PLASTIC HANDLES (SATIN NICKEL)
470-0066	DF-RKC-CP	CLASSICAL LEVER PLASTIC HANDLES (CHROME)
470-0067	DF-RKC-ORB	CLASSICAL LEVER PLASTIC HANDLES (O.R. BRONZE)

Plumbing - Fresh Water, Faucets, Shower, & Sink, Misc. Faucet and Sink Parts



REPLACEMENT KNOBS



- Replacement Knobs
- 2 knobs (1 Pair), Hot and Cold
- For use with DURA Branded Faucets Only

Order No.	MFG#	Description
470-0064	DF-RKA	CLEAR REPLACEMENT KNOBS
470-0065	DF-RKS	SMOKE REPLACEMENT KNOBS

Plumbing - Fresh Water, Flair-It Fittings

FLAIR-IT ADAPTORS FL x FPT

FL = Flair-it fitting tubing I.D.
FPT = Female pipe thread



Order No.	Size	MFG#	Description
490-6841	1/2" FL x 1/2" FPT	06841	FLAIR-IT ADAPTOR

FLAIR-IT ADAPTORS FL x MPT

FL = Flair-it fitting tubing I.D.
MPT = Male pipe thread



Order No.	Size	MFG#	Description
490-6850	3/8" FL x 3/8" MPT	06850	FLAIR-IT ADAPTER
490-6870	3/8" FL x 1/2" MPT	06870	FLAIR-IT ADAPTER
490-6852	1/2" FL x 3/8" MPT	06852	FLAIR-IT ADAPTER
490-6842	1/2" FL x 1/2" MPT	06842	FLAIR-IT ADAPTER
490-6868	1/2" FL x 3/4" MPT	06868	FLAIR-IT ADAPTER

FLAIR-IT ADAPTORS SWIVEL FL X SW FPT

FL = Flair-it fitting tubing I.D.
SW = Swivel fitting
FPT = Female pipe thread



Order No.	Size	MFG#	Description
490-6874	3/8" FL x 1/2" SW FPT	06874	FLAIR-IT SWIVEL ADAPTOR
490-6873	1/2" FL x 1/2" SW FPT	06873	FLAIR-IT SWIVEL ADAPTOR

Plumbing - Fresh Water, Flair-It Fittings

FLAIR-IT ADAPTOR SWIVEL BALLCOCK FL X SW BC

SW = Swivel fitting
BC = Ballcock



Order No.	Size	MFG#	Description
490-6865	1/2" FL x 3/4" SW BC	06865	FLAIR-IT SWIVEL BALLCOCK ADAPTOR

FLAIR-IT CAPS FL

FL = Flair-it fitting tubing I.D.



Order No.	Size	MFG#	Description
490-6859	3/8" FL	06859	FLAIR-IT CAP
490-6860	1/2" FL	06860	FLAIR-IT CAP
490-6861	3/4" FL	06861	FLAIR-IT CAP

FLAIR-IT COUPLINGS FL X FL

FL = Flair-it fitting tubing I.D.



Order No.	Size	MFG#	Description
490-6855	3/8" FL x 3/8" FL	06855	FLAIR-IT COUPLING
490-6853	3/8" FL x 1/2" FL	06853	FLAIR-IT COUPLING
490-6840	1/2" FL x 1/2" FL	06840	FLAIR-IT COUPLING
490-6845	1/2" FL x 3/4" FL	06845	FLAIR-IT COUPLING
490-6846	3/4" FL x 3/4" FL	06846	FLAIR-IT COUPLING

FLAIR-IT ELBOWS FL X FL

FL = Flair-it fitting tubing I.D.



Order No.	Size	MFG#	Description
490-6815	3/8" FL x 3/8" FL	06815	FLAIR-IT ELBOW
490-6800	1/2" FL x 1/2" FL	06800	FLAIR-IT ELBOW

FLAIR-IT ELBOW ADAPTORS FL X FPT

FL = Flair-it fitting tubing I.D.
FPT = Female pipe thread



Order No.	Size	MFG#	Description
490-6802	1/2" FL x 1/2" FPT	06802	FLAIR-IT ADAPTOR ELBOW

FLAIR-IT ELBOW ADAPTORS FL X MPT

FL = Flair-it fitting tubing I.D.
MPT = Male pipe thread



Order No.	Size	MFG#	Description
490-6799	3/8" FL x 1/2" MPT	06799	FLAIR-IT ELBOW
490-6810	1/2" FL x 3/8" MPT	06810	FLAIR-IT ELBOW
490-6803	1/2" FL x 1/2" MPT	06803	FLAIR-IT ELBOW

Plumbing - Fresh Water, Flair-It Fittings

FLAIR-IT ELBOW DROP EAR FL X FPT

FL = Flair-it fitting tubing I.D.
FPT = Female pipe thread



Order No.	Size	MFG#	Description
490-6801	1/2" FL x 1/2" FPT	06801	FLAIR-IT DROP EAR ELBOW

FLAIR-IT ELBOW SWIVELS FL X SW FPT


FL = Flair-it fitting tubing I.D.
SW = Swivel fitting
FPT = Female pipe thread



Order No.	Size	MFG#	Description
490-6817	3/8" FL x 1/2" SW FPT	06817	FLAIR-IT SWIVEL ELBOW
490-6816	1/2" FL x 1/2" SW FPT	06816	FLAIR-IT SWIVEL ELBOW
490-6811	1/2" FL x 3/4" SW FPT	06811	FLAIR-IT SWIVEL ELBOW

FLAIR-IT PLUGS

FL = Flair-it fitting tubing I.D.



Order No.	Size	MFG#	Description
490-6862	3/8" FL	06862	FLAIR-IT PLUG
490-6863	1/2" FL	06863	FLAIR-IT PLUG

FLAIR-IT SANTOPRENE SWIVEL SEALS


Flair it.



Order No.	Size	MFG#	Description
490-6435	1/2"	06435	FLAIR-IT SWIVEL SEAL

FLAIR-IT TEES FL X FL X FL

FL = Flair-it fitting tubing I.D.



Order No.	Size A	Size B	Size C	MFG#	Description
490-6831	3/8" FL	3/8" FL	3/8" FL	06831	FLAIR-IT TEE
490-6820	1/2" FL	1/2" FL	1/2" FL	06820	FLAIR-IT TEE

FLAIR-IT TEE ADAPTOR FL x FL x MPT

FL = Flair-it fitting tubing I.D.
MPT = Male pipe thread



Order No.	Size	MFG#	Description
490-6822	1/2" FL x 1/2" FL x 1/2" MPT	06822	FLAIR-IT ADAPTOR TEE

Plumbing - Fresh Water, Flair-It Fittings

FLAIR-IT TEE SWIVEL FL X FL X SW FPT

FL = Flair-it fitting tubing I.D.
SW = Swivel fitting
FPT = Female pipe thread



Order No.	Size	MFG#	Description
490-6821	1/2" FL x 1/2" SW FL x 1/2" FL	06821	FLAIR-IT SWIVEL TEE

FLAIR-IT ANGLE DRAIN VALVES FL

FL = Flair-it fitting tubing I.D.



Order No.	Size	MFG#	Description
490-6882	3/8" FL	06882	FLAIR-IT ANGLE DRAIN VALVE
490-6884	1/2" FL	06884	FLAIR-IT ANGLE DRAIN VALVE

FLAIR-IT BYPASS VALVES 3-WAY 90 DEGREE FL X FL X FL

FL = Flair-it fitting tubing I.D.



Order No.	Size	MFG#	Description
490-6900	3/8" FL x 3/8" FL x 3/8" FL	06900	FLAIR-IT BYPASS VALVE
490-6910	1/2" FL x 1/2" FL x 1/2" FL	06910	FLAIR-IT BYPASS VALVE

FLAIR-IT BYPASS VALVE 3-WAY 90 DEGREE FL X MPT X FL

FL = Flair-it fitting tubing I.D.
MPT = Male pipe thread



Order No.	Size	MFG#	Description
490-6912	1/2" FL x 1/2" MPT x 1/2" FL	06912	FLAIR-IT BYPASS VALVE

FLAIR-IT CENTER DRAIN VALVES 3-WAY 180 DEGREE FL X FL X FL

FL = Flair-it fitting tubing I.D.



Order No.	Size	MFG#	Description
490-6902	3/8" FL x 3/8" FL x 3/8" FL	06902	FLAIR-IT CENTER DRAIN VALVE 3-WAY
490-6914	1/2" FL x 1/2" FL x 1/2" FL	06914	FLAIR-IT CENTER DRAIN VALVE 3-WAY

Plumbing - Fresh Water, Flair-It Fittings

FLAIR-IT STRAIGHT STOP VALVES FL



FL = Flair-it fitting tubing I.D.

Order No.	Size	MFG#	Description
490-6879	3/8" FL	06879	FLAIR-IT STOP VALVE
490-6880	1/2" FL	06880	FLAIR-IT STOP VALVE

Plumbing - Fresh Water, Pex Fittings

PEX ADAPTORS SWIVEL FEMALE W/NUT BARB X FPT



Brass with plastic nut use for faucet connections.

Order No.	Size	MFG#	Description
493-2307	3/8" BARB x 1/2" SW FPT	49SFC23XP	PEX FEMALE ADAPTOR W/PLASTIC NUT
493-3307	1/2" BARB x 1/2" SW FPT	49SFC33XP	PEX FEMALE ADAPTOR W/PLASTIC NUT

PEX ELBOWS BARB X SW FPT

For pex tubing.



Order No.	Size	MFG#	Description
493-2304	3/8" BARB x 1/2" SW FPT	49E23BSXP	PEX SWIVEL ELBOW
493-3404	1/2" BARB x 3/4" SW FPT	49E34BSXP	PEX SWIVEL ELBOW

PEX COUPLINGS

For Pex fittings brass.



Order No.	Size	MFG#	Description
493-3305	1/2" BARB x 1/2" BARB	QQC33X	PEX COUPLING

PEX TRANSITION COUPLINGS

Pex barb to Polybutylene barb brass includes crimp rings.



Order No.	Size	MFG#	Description
493-3309	1/2" PEX BARB TO 1/2" POLY BARB	49C33CXPk1	PEX TRANSITION COUPLING

Plumbing - Fresh Water, Pex Fittings

PEX ELBOWS BARB X BARB

For Pex fittings brass.



Order No.	Size	MFG#	Description
493-4400	3/4" BARB x 3/4" BARB	49E44X	PEX ELBOW

PEX ELBOWS BARB X MPT

For Pex fittings. Note: Do not connect plastic male threads to metal female threads.



Order No.	Size	MFG#	Description
493-3201	1/2" BARB x 3/8" MPT	49E32BTX	PEX ELBOW

PEX STOP VALVES

For Pex fittings brass.



Order No.	Size	MFG#	Description
493-4662	3/8" BARB - 3/8" BARB	49V466X	PEX STOP VALVE
493-4772	1/2" BARB - 1/2" BARB	49PX10297	PEX STOP VALVE
493-4712	1/2" BARB - 1/2" MPT	49PX60805	PEX STOP VALVE

PEX TEES BARB X BARB X BARB

For Pex fittings.



Order No.	Run x Run	Branch	MFG#	Description
493-2220	3/8" BARB x 3/8" BARB	3/8" BARB	49T222X	PEX TEE
493-3330	1/2" BARB x 1/2" BARB	1/2" BARB	49T333X	PEX TEE

Plumbing - Fresh Water, Pex Fittings

PEX TUBING



"Pex" (white cross-linked polyethylene) tubing is the replacement for grey polybutylene tubing which has been discontinued. The O.D. remains the same, the I.D. is smaller and therefore not compatible with polybutylene insert type fittings. Only PEX fittings and crimp rings may be used with PEX tubing. Quicktite (nut, cone, ring) fittings may be used with PEX tubing.

Order No.	Size	MFG#	Description
493-5030	1/2" ID x 5/8" OD	50PX3C1	PEX TUBE 100 FEET

CLEAR VINYL TUBING




Clear vinyl hose

Order No.	MFG#	Description
432-0310	W01-1400PB	3/8" I.D. x 10' VINYL TUBE (BAGGED)
432-0330	W01-1600PB	1/2" I.D. X 10' VINYL TUBE (BAGGED)

Plumbing - Fresh Water, Qest Fittings

QEST CONES NUTS RINGS



Can be ordered as a set that includes nut, cone and ring or each individual item can be ordered.

Order No.	Tube Size	Ref.	MFG#	Description
492-2007	3/8" ID x 1/2" OD	ABC	64QFNCR2	QEST CONE NUT RING SET
492-1006	1/4" ID x 3/8" OD	C	64QC1	QEST CONE ONLY
492-3006	1/2" ID x 5/8" OD	C	64QC3	QEST CONE ONLY
492-1004	1/4" ID x 3/8" OD	A	64QFN1	QEST NUT ONLY
492-3004	1/2" ID x 5/8" OD	A	64QFN3	QEST NUT ONLY
492-1005	1/4" ID x 3/8" OD	B	64QR1	QEST RING ONLY

QEST ADAPTORS MALE FEMALE



Qest adaptors M and F.

Order No.	Size	MFG#	Description
492-4304	1/2" F x 3/4" M	64QC43TF	QEST MALE FEMALE ADAPTOR

QEST TEST CAP / PLUGS



PLUG

CAP

Qest test caps and plugs.

Order No.	Size	MFG#	Description
492-4001	3/4" FPT	64RXP4	QEST CAP

QEST FEMALE COUPLINGS



Qest female couplings.

Order No.	Size	MFG#	Description
492-3303	1/2" x 1/2"	64QC33F	QEST FEMALE COUPLING
492-4403	3/4" x 3/4"	64QC44F	QEST FEMALE COUPLING

Plumbing - Fresh Water, Qest Fittings

QEST MALE COUPLINGS



Qest male couplings.

Order No.	Size	MFG#	Description
492-4302	1/2" x 3/4"	64QC43T	QEST MALE COUPLING

QEST ELBOWS STREET



Qest street elbows.

Order No.	Size	MFG#	Description
492-4305	3/4" MPT x 1/2" FPT	64QSE43TF	QEST STREET ELBOW

QEST DRAIN VALVE



Qest drain valve.

Order No.	Inlet	MFG#	Description
492-5140	1/2" MPT HOSE THREAD	64V514	QEST DRAIN VALVE

QEST TEES

Qest tees.



Order No.	Size A	Size B	Size C	MFG#	Description
492-3330	1/2"	1/2"	1/2"	64QT333T	QEST TEE

Plumbing - Fresh Water, SeaTech Quick Connect Fittings



QUICK CONNECT CONNECTOR MALE 1/2"



180' F @ 100PSI (82' C @ 6.8 BAR)

75' F @ 250PSI (24' C @ 17.25 BAR)

Order No.	MFG#	Description
494-3501	3501-1008	QUICK CONNECT MALE 1/2" CTS



QUICK CONNECT CONNECTOR FEMALE 1/2"



Rated:

180 F @ 100psi (82 C @ 6.8 bar)

75 F @ 250psi (24 C @ 17.25 bar)

Lead Free

Order No.	MFG#	Description
494-3510	3510-1008	QUICK CONNECTOR FEMALE 1/2"

Plumbing - Fresh Water, SeaTech Quick Connect Fittings



QUICK CONNECT UNION ELBOW 1/2" CTS



Rated:
180 F @ 100psi (82 C @ 6.8 bar)
75 F @ 250psi (24 C @ 17.25 bar) Lead Free*

Order No.	MFG#	Description
494-3516	3517-08	QUICK CONNECT UNION ELBOW 3/8"

Plumbing - Fresh Water, SeaTech Quick Connect Fittings



QUICK CONNECT UNION CONNECTOR



Rated:
180 F @ 100psi (82 C @ 6.8 bar)
75 F @ 250psi (24 C @ 17.25 bar) Lead Free

Order No.	MFG#	Description
494-3514	3515-10	QUICK CONNECT UNION 3/8"



QUICK CONNECT SWIVEL ELBOW FEMALE



Rated:
180 F @ 100psi (82 C @ 6.8 bar)
75 F @ 250psi (24 C @ 17.25 bar) Lead Free

Order No.	MFG#	Description
494-3521	3520-0808	QUICK CONNECT SWIVEL ELBOW 3/8"



QUICK CONNECT END STOP



Rated:
180 F @ 100psi (82 C @ 6.8 bar)
75 F @ 250psi (24 C @ 17.25 bar) Lead Free

Order No.	MFG#	Description
494-3545	3545-10	QUICK CONNECT END STOP 1/2"

Plumbing - Fresh Water, Water Fills & Drains

CAMCO

DUAL SIZE DRAIN VALVES

Available with or without flange, each valve is graduated for use with 1/2" or 3/4" vinyl tubing.



Order No.	MFG#	Description
432-2223	22223	PETCOCK 3/8" BARB OR 1/2" BARB W/ FLANGE
432-2243	22243	PETCOCK 3/8" MPT OR 1/2" MPT NO FLANGE



PETCOCK DUAL BARBED 3/8" - 1/2" W/ FLANGE

Durable plastic valve is designed for multiple uses and built to last. The dual size barbed fittings make choosing the right size a snap and the 2" mounting flange helps provide a good seal. The valve will replace most OEM fresh water tank drain valves as well as those mounted on the exterior walls of the RV or boat.



Order No.	MFG#	Description
432-3020	03182	PETCOCK DUAL BARBED 3/8" - 1/2" W/ FLANGE (WHITE)
432-2415	04-62415	PETCOCK DUAL BARBED 3/8" - 1/2" W/ FLANGE (BLACK)



WATER DISH CITY W/ BRASS CHECK VALVE

Water fill with a 3-1/2" opening. Brass check valve has a 1/2" MPT fitting. Dish is constructed of durable plastic for a long life. Will not discolor or fade and is impact resistant. Comes with a replacement rubber dust cover to keep dirt and debris from your fresh water supply.

Dimensions:
Cut Out Dim. 3-1/2"
Outside Dim. 4-1/2"



Order No.	MFG#	Description
433-2126	321-B-26-A	CITY WATER DISH W/ BRASS CHECK VALVE 1/2" MPT POLAR WHITE 1/PKG.
433-2136	321-B-36-A	CITY WATER DISH W/ BRASS CHECK VALVE 1/2" MPT BLACK

Plumbing - Fresh Water, Water Fills & Drains



WATER FILL CITY CHECK VALVE DUST COVER

Original replacement city water fill dust cover. Made of flexible 100% rubber for long lasting use. Non-threaded for easier use and installs quickly to city water fill.



Order No.	MFG#	Description
433-0422	422-PW-A	CITY WATER CHECK VALVE DUST PLUG POLAR WHITE 1/PKG.
433-4220	422-BK-A	CITY WATER DUST COVER PLUG BLACK 1/PKG

WATER FLANGE CITY NO CHECK VALVE W/ BACK FLOW PREVENTER

1/2" FPT

AVAILABLE WHILE SUPPLIES LAST



Order No.	MFG#	Description
430-3260	326-00 BCK FLO PRV	CITY WATER FILL FLANGE NO CHECK VALVE



WATER FLANGE CITY W/ BRASS CHECK VALVE



Original equipment city water flange is built to last. Made of durable plastic with a brass check valve and mounts easily with three screws. Also includes a rubber dust cover to keep dirt and debris out of fresh water.

Dimensions:
Cut Out Dim. 1-1/2"
Outside Dim. 4-1/2"

Order No.	MFG#	Description
433-8526	160-85-A-26A	CITY WATER FLANGE W/ BRASS CHECK VALVE POLAR WHITE 1/PKG.
433-8536	160-85-A-36A	CITY WATER FLANGE W/BRASS CHECK VALVE BLACK 1/PKG

Plumbing - Fresh Water, Water Fills & Drains



WATER FLANGE CITY CHROME

City water flange comes with a die cast steel flange for secure mounting. Combined with a chrome plated finish and stainless steel mounting screws for a great look and durability. Will replace most steel flanged units. 1/2" MPT. Also available without check valve.

Order No.	MFG#	Description
433-2023	9690-200-023	CITY WATER FILL FLANGE W/CHECK VALVE POLAR WHITE 1/PKG.



WATER FLANGE CITY W/ PLASTIC CHECK VALVE



Original equipment city water flange is built to last. Made of durable plastic with a plastic check valve and mounts easily with three screws. Also includes a rubber dust cover to keep dirt and debris out of fresh water.

Dimensions:
Cut Out Dim. 1-1/2"
Outside Dim. 4-1/2"

Order No.	MFG#	Description
433-8520	160-85-A-2P-A	CITY WATER FLANGE W/ PLASTIC CHECK VALVE POLAR WHITE 1/PKG.
433-8530	160-85-A-3P-A	CITY WATER FLANGE W/ PLASTIC CHECK VALVE (BLACK)

Plumbing - Fresh Water, Water Fills & Drains



WATER FILL CAP & STRAP



- Direct OEM replacement
- UV and impact resistant
- Resistant to road salts and acids
- Paintable
- Black, White, Col. White

*** WHILE SUPPLIES LAST

Order No.	MFG#	Description
433-2220	222BK-A	WATER FILL CAP & STRAP ONLY BLACK 1/PKG
433-2222	222CW-A	WATER FILL CAP & STRAP ONLY COL. WHITE 1/PKG



WATER FILL GRAVITY REPLACEMENT CAP STRAP & SPOUT



Cap, strap and spout is the original replacement for most gravity style fresh water fills. Cap has a tab style, non-threaded type twist lock to assure a good seal to water fill. Spout is barbed for easy replacement and will accept either 1-1/4" or 1-3/8" water fill hose. Hose clamps are recommended for this replacement.

*** WHILE SUPPLIES LAST

Order No.	MFG#	Description
433-0224	222/224BK-A	WATER FILL GRAVITY CAP, STRAP, SPOUT BLACK 1/PKG
433-2223	STRAP	WATER FILL STRAP ONLY POLAR WHITE BULK

WATER FILL FLUSH MOUNT TELESCOPING

Flush mount telescoping water fill, includes 1-3/8" x 1-1/4" barb inlet. Ivory finish.

*** WHILE SUPPLIES LAST



Order No.	MFG#	Description
438-2096	R920	WATER FILL FLUSH MOUNT TELESCOPING IVORY

Plumbing - Fresh Water, Water Fills & Drains



WATER FILL GRAVITY CAP & STRAP UNIVERSAL

One-piece universal cap and strap is designed to fit most gravity water fills, threaded or bayonet style, with an inside diameter of 1-1/4". Cap is constructed of polar white flexible rubber that resists fading and breakage.

*** WHILE SUPPLIES LAST

Order No.	MFG#	Description
433-0615	615-PW-A	WATER FILL GRAVITY CAP & STRAP UNIVERSAL POLAR WHITE 1/PKG.

WATER FILL FLEXIBLE HOSE



Flexible fill hose to hook up gravity fill water tank fill spouts. Available in two sizes 1-3/8" ID x 25' and 1-1/4" ID x 25'.

Order No.	MFG#	Description
433-1139	F-1135	FILL HOSE 1-3/8" ID x 25'
433-1140	F-1125	FILL HOSE 1-1/4" ID x 25'



WATER HATCH GRAVITY LOCKING

Gravity water fill is mounted in durable plastic hatch with key lock for added security and comes with a new cap, strap and spout for a complete replacement. Hatch will not fade or discolor and is resistant to road salts and acids. Hatch is paintable to match any exterior.

Dimensions:

Cut Out Dim. 4-3/8" x 3-1/8"

Outside Dim. 6-1/4" x 5"

Order No.	MFG#	Description
433-6112	A6112-A	WATER HATCH GRAVITY LOCKING POLAR WHITE 1/PKG.



WATER FILL CITY & GRAVITY COMBINATION DOOR LOCKING

City and gravity water fill door locking with two keys, with cutout for hose.

Dimensions:

Cutout: 4" x 5-7/8"

Overall: 8-3/16" x 6-5/16"

Order No.	MFG#	Description
436-3402	60-34-002	LOCKING COMBO HATCH POLAR WHITE

Plumbing - Fresh Water, Water Fills & Drains



WATER TANK FILLERS

Large 5/8" fill tube allows you to fill water tank at or near full pressure while minimizing line backflow. Quarter-turn pressure-sealed valve allows selectively control water flow.

Available with or without shut-off valve.



Order No.	MFG#	Description
464-0003	40003	WATER TANK FILLER W/SHUT-OFF VALVE
464-0023	40023	WATER TANK FILLER NO SHUT-OFF VALVE

Plumbing - Fresh Water, Water Filters & Additives

CAMCO

WATER FILTER XL W/ HOSE



- Extra Large Wide Body for Maximum Flow Rate- Extra large size filters twice as much water as the standard size TASTEPure water filter. Water filter stays aligned with water hose during use.
- One Filter Per Camping Season-Can last an entire camping season and has Granular Activated Carbon to provide safe drinking water from any potable water source. Made in the USA and is CSA certified.
- Built-In Filter Removes Bacteria, Carbon, and More- Reduces chlorine, odor, contaminants, sediment, and particulates for better taste and healthier drinking water. 20 micron sediment filter greatly reduces bad taste, odors, chlorine and sediment in drinking water, perfect for use at campsites. Extra Filtration with the Use of GAC and KDF Technology- Uses a KDF Fluid Treatment for filtration. Kinetic Degradation Fluxion (KDF) is a high-purity copper-zinc formulation that uses a basic chemical process known as redox (oxidation/reduction) to remove chemicals that give unpleasant odors or tastes to water such as hydrogen sulfide and chlorine. KDF also prevents the growth of fungus, bacteria and mold when the filter is not in use.
- Comes with Flexible Hose Protector- Flexible Hose Protector by Camco eliminates water hose crimping and straining. Allows water hose to bend at sharp angles and prevents straining your water hose.
- Multiple Uses- Can be attached to any standard gardening or water hose to provide healthier drinking water and cleaner water overall. Great for RVs, boats, campers, pets, gardening, washing cars and much more!

Order No.	MFG#	Description
454-0019	40019	XL WATER FILTER W/ HOSE

CAMCO

WATER FILTER TASTEPURE W/ FLEXIBLE HOSE PROTECTOR

Larger capacity filter lasts an entire season. Greatly reduces bad taste, odors, chlorine and sediment in drinking water with a 100 micron fiber filter. Durable in-line, exterior mount filter has a wider body to increase flow. Includes flexible hose protector to minimize kinking that impedes water flow.



Order No.	MFG#	Description
454-0043	40043	WATER FILTER CAMCO TASTEPURE

Plumbing - Fresh Water, Water Filters & Additives

CAMCO

SPRING FRESH TASTEPURE

Clean and deodorize RV fresh water systems with this safe, biodegradable formula. Dewinterize fresh water tank and lines. Good for periodic cleaning, freshening and deodorizing. One step, no-measure solution requires no mixing or preparation. One gallon cleans up to a 100 gallon tank.



Order No.	MFG#	Description
514-0207	40207	SPRING FRESH GALLON

CAMCO

DRINKING WATER FRESHENER TASTEPURE

Eliminate algae and slime buildup from drinking water tanks. Just one ounce helps remove bad smells and taste from 20 gallons of water. 16 oz. bottle.



Order No.	MFG#	Description
514-0206	40206	DRINKING WATER FRESHENER 16 OZ.

Plumbing - Fresh Water, Water Heater

Atwood

WATER HEATER 6 AND 10 GALLON

Atwood Water Heaters Many Models available. Call Detroit Hitch or visit <http://www.atwoodmobile.com/> for all options available



SPECIAL ORDER ONLY

CAMCO

THERMOCOUPLE UNIVERSAL

Universal thermocouple kits with positioning adapters fit RV gas water heaters and furnaces.



Order No.	MFG#	Description
225-9253	09253	THERMOCOUPLE UNIVERSAL 12"
225-9273	09273	THERMOCOUPLE UNIVERSAL 18"
225-9293	09293	THERMOCOUPLE UNIVERSAL 24"

Plumbing - Fresh Water, Water Heater




WATER HEATER ANODE ROD

Anode rods extend the life of a water heater by attracting corrosive elements in the water, protecting tank and elements from corrosion. Patented.

DH # 421-1553 Magnesium rod Atwood, .50" Dia. 4-1/2" L.

DH # 424-7367 Aluminum rod Suburban (Mor-Flo), .75" Dia. 9-1/2" L.

DH# 424-1593 Magnesium rod Atwood 10 gal. .60" Dia. 9.5" L



Order No.	Ref.	MFG#	Description
421-1553	A	11553	ANODE ROD 4-1/2" ATWOOD
424-7367	B	11563	ANODE ROD SUBURBAN
424-1593		11593	ANODE ROD 9.5" ATWOOD 10 GAL.



WATER HEATER CIRCUIT BOARDS DSI



Atwood DSI boards.

Order No.	MFG#	Description
429-3865	93865	CIRCUIT BOARD ATWOOD
429-1365	91365	WATER HEATER BOARD GAS/ELECTRIC



WATER HEATER ACCESS DOOR ATWOOD

Atwood access door 6 AND 10 gallon polar white.



Order No.	MFG#	Description
429-1502	91502	ACCESS DOOR 6 GAL. POLAR WHITE
429-3986	91385	ACCESS DOOR 10 GALLON WHITE



WATER HEATER DOOR CAMLOCS

Replace broken door latches quickly and easily. Camloc replaces water heater door latch assembly or gas bottle cover access door latch. Available in plastic or steel.



Order No.	MFG#	Description
420-9203	09203	CAMLOC FASTENER PLASTIC 2/CARD
420-9213	09213	CAMLOC FASTENER STEEL 2/CARD
284-0225	00225	CAMLOC FASTNER BLACK 1 PER PKG

Plumbing - Fresh Water, Water Heater



WATER HEATER DOOR GRILL NEW STYLE

Replacement Atwood new style water heater grill, clips into the door.




Order No.	MFG#	Description
429-2640	92640	GRILL FOR NEW STYLE ATWOOD DOOR



WATER HEATER DOOR HARDWARE KIT ATWOOD

Atwood replacement water heater door hardware kit. Fits most Atwood 6 and 10 gallon electronic and pilot models.



Order No.	MFG#	Description
429-1858	91858	DOOR HARDWARE KIT ATWOOD



WATER HEATER DRAIN PLUG PLASTIC

1/2" MPT drain plug and 1/8" MPT drain plug.



Order No.	MFG#	Description
429-1857	91857	DRAIN PLUG 1/2" ATWOOD 2/PKG.



WATER HEATER DRAIN PLUG KIT W/ WRENCH



RV Water Heater Drain Plug Kit Specifically designed for use with RV water heater drain plugs. Angled design conveniently fits in tight spaces and includes prongs for rusted drain valves. Fits both 7/8" and 13/16" drain plugs. Includes two replacement drain plugs.

Order No.	MFG#	Description
421-1633	11633	WATER HEATER DRAIN PLUG WRENCH

Plumbing - Fresh Water, Water Heater

CAMCO

WATER HEATER DRAIN PETCOCK VALVE

Replace water heater valves with sturdy, easily-installed brass replacements that last a lifetime. Available in 3 sizes.



Order No.	MFG#	Description
421-1663	11663	DRAIN VALVE WATER HEATER 1/4" MPT
421-1683	11683	DRAIN VALVE WATER HEATER 3/8" MPT
421-1703	11703	DRAIN VALVE WATER HEATER 1/2" MPT

CAMCO

WATER HEATER ELEMENT SCREW IN

DH # 420-2143 Screw in element 1500W - 120V UL listed. Fits Suburban and most other brands.
DH # 420-2103 Screw in element 1000W - 120V UL listed.. Fits most brands.



Order No.	MFG#	Description
420-2143	02143	ELEMENT 1500W SCREW IN
420-4303	02103	ELEMENT 1000W SCREW IN

Atwood

WATER HEATER SCREW IN ELEMENT W/ GASKET

Atwood 1500W water heater electric screw-in element with gasket. Gasket only can be ordered.



Order No.	MFG#	Description
429-2249	92249	ELEMENT & GASKET ATWOOD

CAMCO

WATER HEATER ELEMENT UNIVERSAL FLANGE

Universal element 1500W - 120V. Replaces flat or round head elements UL listed. Fits most brands.



Order No.	MFG#	Description
420-4363	04363	ELEMENT 1500W/120V UNIVERSAL FLANGE

CAMCO

WATER HEATER ELEMENT WRENCH SCREW-IN

Remove and replace screw-in elements with ease. Zinc-plated element wrench goes where other wrenches can't. Works with screwdriver and fits all 5" regular screw-in elements and 1-1/2" nuts.



Order No.	MFG#	Description
420-9933	09883	ELEMENT WRENCH SCREW-IN 5"

Plumbing - Fresh Water, Water Heater

Atwood

WATER HEATER GAS CONTROL VALVE JADE

Atwood ITT Jade 1/4" FPT inlet x 3/8" FPT outlet 1-1/4" long shank.



Order No.	MFG#	Description
429-1601	91602	GAS CONTROL JADE ATWOOD

CAMCO

WATER HEATER GAS CONTROL WRENCH

Install gas controls with a durable, universal gas control wrench. Has a case-hardened adjustable screw for durability.



Order No.	MFG#	Description
420-9963	09963	GAS CONTROL WRENCH UNIVERSAL

CAMCO

WATER HEATER GAS PILOT ASSEMBLY



Direct factory replacements with complete step-by-step instructions.
DH # 420-8763 9" Mor-Flo & Suburban
DH # 420-8773 9" Atwood
DH # 420-8783 11-1/2" Atwood.

Order No.	Ref.	MFG#	Description
420-8763	A	08763	PILOT ASSEMBLY 9" MOR-FLO & SUBURBAN
420-8773	B	08773	PILOT ASSEMBLY 9" ATWOOD
420-8783	C	08783	PILOT ASSEMBLY 11-1/2" ATWOOD

Atwood

WATER HEATER PILOT ASSEMBLY JADE

Atwood Jade pilot assembly includes thermocouple and tubing.



Order No.	MFG#	Description
429-1603	91603	PILOT ASSEMBLY JADE ATWOOD

Plumbing - Fresh Water, Water Heater

CAMCO

WATER HEATER T & P RELIEF VALVE



Protect your RV water heater from excessive temperatures and water pressure with corrosion-resistant metal T&P valves. All valves are factory set at 150 PSI and are crafted with no gaskets and epoxy-coated probes to prevent corrosion buildup.

DH # 421-0423 - 1/2" valve with 4" probe
DH # 421-0473 - 3/4" valve with 4" probe

Order No.	MFG#	Description
421-0423	10423	T&P RELIEF VALVE 1/2" X 4" PROBE
421-0473	10473	T&P RELIEF VALVE 3/4" X 4" PROBE

CAMCO

WATER HEATER INSECT SCREEN



Prevents damage caused by wasps, mud dauber nests, birds and rodents.

Order No.	Fits	MFG#	Description
424-2145	ATWOOD 6 & 10 GALLON SUBURBAN 6 GALLON	42145	WH500 SCREEN ATW 6 & 10 SUB 6
424-2146	SUBURBAN 10 GALLON	42146	WH600 SCREEN SUB 10

Atwood

WATER HEATER MAIN BURNER 6 GALLON PILOT MODELS



Replacement Atwood 6 gallon water heater main burner pilot models.

Order No.	MFG#	Description
429-2615	92615	MAIN BURNER STD ATWOOD

Atwood

WATER HEATER RING & GASKET KIT



Replacement ring gasket kit for service tank.

Order No.	MFG#	Description
429-6010	96010	RING & GASKET STD ATWOOD

Plumbing - Fresh Water, Water Heater

Atwood

WATER HEATER SPARK PROBE ASSEMBLY



Atwood single sense water heater replacement spark probe.

Order No.	MFG#	Description
429-3868	93868	SPARK PROBE ATWOOD

Atwood

WATER HEATER THERMAL CUTOFF KIT



Replacement Atwood water heater thermal cut-off kit. Heat fuse protects electronic ignition water heater from damage caused by excessive heat.

Order No.	MFG#	Description
429-3866	93866	THERMAL CUT-OFF ATWOOD

Atwood

WATER HEATER THERMOSTAT INLET 90 DEGREE ELBOW



90 degree elbow for water heater thermostat inlet 10 gallon Atwood.

Order No.	MFG#	Description
429-1441	91441	ELBOW 90 DEGREE ATWOOD

Atwood

WATER HEATER THERMOSTAT KIT W/ ECO



Front mount Atwood water heater 140 degree thermostat with ECO, used on spark ignition or combination gas / electric models.

Order No.	MFG#	Description
429-1447	91447	ECO & T-STAT ASSEMBLY ATWOOD

Atwood

WATER HEATER THERMOSTAT KIT W/ ECO 110V



Thermostat and ECO 110 Volt, high temperature re-set shut off device.

Order No.	MFG#	Description
429-1873	91873	ECO/T-STAT KIT 110 VOLT ATWOOD

Plumbing - Fresh Water, Water Hose & Accessories

CAMICO

BACK FLOW PREVENTER BRASS

Allows fluid to only flow in one direction. Heavy duty brass body with stainless spring. 1/2" FPT x MPT.



Order No.	MFG#	Description
512-3303	23303	BACKFLOW PREVENTER 1/2" BRASS

CAMICO

HOSE PROTECTOR FLEXIBLE

Coiled attachment eliminates hose crimping at the faucet. Comes complete with Easy Gripper for effortless attachment to the faucet.



Order No.	MFG#	Description
462-2703	22703	FLEXIBLE HOSE PROTECTOR

CAMICO

WATER DIVERTER

This all-metal (brass and copper) water diverter with hose gripper is a threaded faucet that attaches to a standard garden hose, allowing use of water hose without disconnecting RV water hook-up. Also acts as a pressure release during disconnection.



Order No.	MFG#	Description
462-2473	22475	WATER DIVERTER METAL BRASS/COPPER

CAMICO

HOSE SAVER ELBOWS 45 & 90 DEGREE

45 and 90 degree hose elbows, prevent hose crimping and strain, and extends hose life. Brass.



Order No.	Reference	MFG#	Description
462-2504	A	22504	HOSE SAVER 90 DEGREE ELBOW
462-2603	B	22605	HOSE SAVER 45 DEGREE ELBOW

CAMICO

HOSE FILTER WASHERS

1" filter washers fit any standard garden hose female coupling. Stainless steel mesh traps dirt particles before they enter R.V. system.



Order No.	MFG#	Description
462-0183	20183	FILTER WASHERS 1" 3/CARD

Plumbing - Fresh Water, Water Hose & Accessories

CAMICO

HOSE WASHERS



Stop hose from leaking at the faucet and hose connections. Self-locking tabs prevent loss of washer when hose is disconnected.

Order No.	MFG#	Description
462-0153	20153	HOSE WASHERS 10PK

CAMICO

PLUG W/ STRING FEMALE CAP

Replacement 3/4" female plug with lanyard.



Order No.	MFG#	Description
462-2203	22204	PLUG W/STRING 3/4" FEMALE CAP

CAMICO

PLUG W/ STRING MALE CAP

Replacement 3/4" male plug with lanyard.



Order No.	MFG#	Description
462-2103	22104	PLUG W/STRING 3/4" MALE CAP

CAMICO

WATER HOSE RV & MARINE

Drinking water safe, double nylon reinforced with Guard-N-Grip collar.



Order No.	Case Quantity	MFG#	Description
460-1225	5	22733	WATER HOSE RV/MARINE 1/2" X 25'
460-1250	5	22753	WATER HOSE RV/MARINE 1/2" X 50'
460-5825	5	22783	WATER HOSE RV/MARINE 5/8" X 25'
460-5850	5	22793	WATER HOSE RV/MARINE 5/8" X 50'
462-2803	3	22803	WATER HOSE RV/MARINE 5/8" X 75'

Plumbing - Fresh Water, Water Hose & Accessories

CAMICO

WATER HOSE UTILITY

Especially useful when hooked with a Y-valve to main faucet. Made of FDA approved materials; drinking water safe. Reinforced construction for maximum kink resistance.



Order No.	MFG#	Description
462-2763	22763	UTILITY WATER HOSE 4'
462-2743	22743	UTILITY WATER HOSE 10'

CAMICO

WATER HOSE SHUT-OFF VALVE STRT

Camco's Brass Water Connector Straight Valve has a solid brass housing with non-corrosive stainless steel quarter-turn shut-off valves. It features easy-grip valve handles and hose connection.



- Quarter-turn shut-off valve
- Features easy-grip valve handle and hose connection
- Easy to use and durable
- Solid brass housing
- Compliant with all federal and state level low lead laws. CSA Low Lead Content Certified to NSF/ANSI 372

Order No.	MFG#	Description
432-0223	20223	FRESH WATER HOSE VALVE (STRAIGHT) BRASS

CAMICO

WATER HOSE SHUT-OFF VALVE STRAIGHT


Control water flow with a quarter-turn pressure seated valve. Made of resilient plastic.



Order No.	MFG#	Description
462-0003	20003	HOSE SHUT OFF VALVE STRAIGHT

CAMICO

WATER HOSE SHUT-OFF VALVE WYE



Control water flow with a quarter-turn pressure seated valve. Y-style converts a single-line hose to two directions. Each side is valve controlled to easily adjust flow and pressure. Available in plastic or metal.

Order No.	Ref.	MFG#	Description
462-0073	A	20073	HOSE SHUTOFF VALVE WYE PLASTIC
462-0113	B	20113	HOSE SHUTOFF VALVE WYE METAL

Plumbing - Fresh Water, Water Hose & Accessories

WATER PRESSURE REGULATOR NO GAUGE

Outlet pressure factory set at 45 PSI, fits all standard water hose and campground water risers, includes hose gripper.



Order No.	MFG#	Description
460-0790	A01-1120VP	WATER PRESSURE REGULATOR NO GAUGE BULK

WATER PRESSURE GAUGE

Adapts for use with standard water regulators, gauge displays hook-up water pressure.



Order No.	MFG#	Description
460-0793	A01-0110VP	WATER PRESSURE GAUGE 1/CARD

CAMICO

WATER PRESSURE REGULATOR PLASTIC

Helps to prevent damage to water hose, pump, or internal lines, reduces water pressure to safe consistent 40 - 50 PSI 3/4" MGH x FGH threads. Patented.



Order No.	MFG#	Description
464-0143	40143	WATER PRESSURE REGULATOR 3/4" PLASTIC

CAMICO

WATER BANDIT



Hook this 3-1/4" connector to any standard-size unthreaded faucet or those with stripped threads and attach your garden hose. Stop wasting water due to poor connections.

Order No.	MFG#	Description
302-2484	22484	WATER BANDIT 3.75"

Plumbing - Fresh Water, Water Pumps



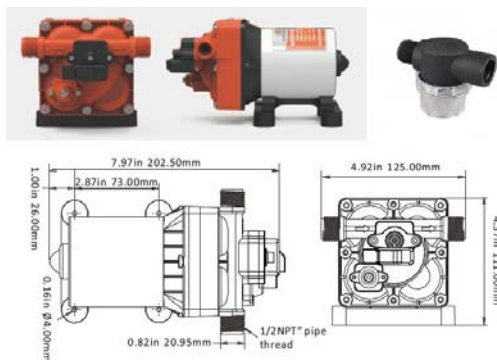
FLOW MAX WATER PUMP



- Self-priming
- Quiet operation
- Certified to NSF/ANSI 372 by CSA
- 2-year limited warranty
- 12 VDC, 9.5 max amps
- Heavy-duty, corrosion resistant motor
- Pump can run dry without incurring damage
- Average 3.0 gallons per minute (GPM) flow - Competition* averaged 2.36 GPM when independently tested
- Average leading pressure of 50 PSI - Competition* averaged 42 PSI when independently tested
- Freeze/thaw tested up to five 2-hour cycles - Competition's* housing cracked after one cycle

Order No.	MFG#	Description
468-9052	689052	FLOW MAX WATER PUMP

WATER PUMP (SEA-FLO) SERIES 33

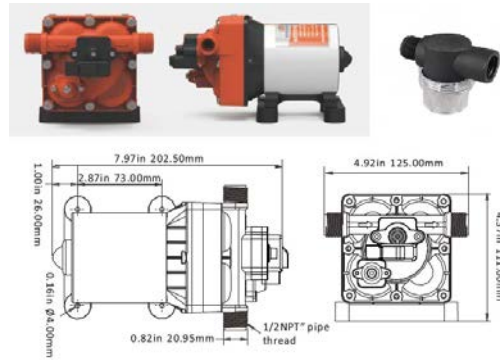


The 33-Series is our general-duty on-demand positive displacement pump. It provides reliable performance in high water flow, moderate pressure applications. This 3-chamber diaphragm pump provides up to 3.0 gallons per minute and is capable of self-priming up to 9 vertical feet, and can run dry without damage. This automatic demand water system pump has a built-in pressure switch, which automatically starts and stops when the faucet is opened and closed. They're easy to install, service and winterize.

Order No.	MFG#	Description
441-4533	SFDP1-030-045-33	WATER PUMP SEAFLO SERIES 33

Plumbing - Fresh Water, Water Pumps

WATER PUMP (SEA-FLO) SERIES 42



The 42 series is our 4-chamber diaphragm pump, providing up to 3.0 gallons per minute. This automatic water system pump is designed for boats and RVs with multiple fixture water systems. This automatic demand water pump has a built-in pressure switch, which automatically starts and stops when the faucet is opened and closed. This pump also is capable of supplying up to 3 fixtures. The design allows for very quiet operation, while providing reliable high-flow performance and longevity. The completely rubber mounting base absorbs vibration and reduce noise. This pump is capable of self-priming up to 6 vertical feet, and can run dry without damage.

Order No.	MFG#	Description
441-5542	SFDP1-030-055-42	WATER PUMP SEA-FLO SERIES 42

Plumbing - Fresh Water, Water Pumps

WATER PUMP REVOLUTION 4008



SHURflo's New Revolution™ fresh water pump design was created with a unique one-piece diaphragm and internal by-pass, assuring long life and top performance in all plumbing systems. Designed as the next legendary pump to exceed the expectations of our customers, the Revolution™ Pump is built for high flow demand, low noise and no rapid cycling. SHURflo's quality reputation has been built on the reliability and dependability of every pump we build. The 4008 Revolution™ fresh water automatic demand pump is super quiet, thermally protected and can run dry without damage. Mounts in any position

Dimensions Inches/Millimeters	4.9" x 8.1" x 4.3" [125 x 206 x 110mm]
Flow Rate GPM/LPM	3.0 GPM [11.4 LPM]
Amps (Max.)	3.6
Shut-Off Pressure	45 PSI [3.1 BAR]

Order No.	MFG#	Description
441-4008	4008-101-E65	SHUR FLO PUMP 4008

WATER PUMP SINGLE FIXTURE 12V

Natutilus single fixture pump delivers 1.0 GPM with minimal power consumption. Perfect for low volume, low pressure applications. Protected from thermal overload requires in-line switch and a 3 amp fuse to operate.



Order No.	MFG#	Description
441-0009	100-009-21	SHURFLO SINGLE FIXTURE PUMP

WATER PUMP FITTINGS ELBOW SHURFLO

Fittings accommodate all Shurflo pumps with 1/2" - 14 threads.

DH # 448-0340 Elbow coupling nylon 1/2" barb x 1/2" NPT (M)

DH # 448-0350 Elbow wingnut swivel nylon 1/2" - 14 NPT (F) x 1/2" - 14 NPT (M)

DH # 448-0360 Elbow wingnut swivel nylon 1/2" - 14 NPT (F) x 3/8" barb



Order No.	MFG#	Description
448-0340	244-3926	SHURFLO ELL1/2" FPT x 1/2" BARB
448-0350	244-3366	SHURFLO ELL1/2" FPT X 1/2" MPT
448-0600	244-3916	SHURFLO ELL 1/2" FPT X 3/8" BARB

Plumbing - Fresh Water, Water Pumps

WATER PUMP FITTINGS STRAIGHT SHURFLO

Fittings accommodate all Shurflo pumps with 1/2" - 14 threads.

DH # 448-7001 wingnut swivel nylon 1/2" - 14 NPT (F) x 1/2" Barb

DH # 448-7101 wingnut swivel nylon 1/2" - 14 NPT (F) x 3/8" Barb



Order No.	MFG#	Description
448-7001	244-2926	SHURFLO STFIT 1/2" FPT X 1/2" BARB

STRAINER IN LINE TWIST ON PIPE INLET

In-line strainer helps eliminate repairs by keeping debris out of pump. Mounts directly onto pump head. 1/2" pipe inlet.



Order No.	MFG#	Description
441-7609	255-313	SHURFLO STRAIN 1/2" PIPE INLET

STRAINER IN LINE TWIST ON BARB INLET

In-line strainer helps eliminate repairs by keeping debris out of pump. Mounts directly onto pump head. 1/2" barb inlet.



Order No.	MFG#	Description
441-7619	255-323	SHURFLO STRAIN 1/2" BARB INLET

STRAINER IN LINE W/SWIVEL NUT (PIPE)



Clean, clear economical strainers eliminate unnecessary repairs by keeping debris and other particles out of the pump. Screws directly on the pumphead. Transparent design shows when it is time to clean the bowl. Easy disassembly, cleaning and reassembly.

Order No.	MFG#	Description
441-5315	255-315	STRAINER 1/2 MPT X 1/2 SWIVEL FEMALE

Plumbing - Fresh Water, Water Pumps

STRAINER IN-LINE W/ SWIVEL NUT (BARB)

Clean, clear economical strainers eliminate unnecessary repairs by keeping debris and other particles out of the pump. Screws directly on the pumphead. Transparent design shows when it is time to clean the bowl. Easy disassembly, cleaning and reassembly.



Order No.	MFG#	Description
441-5325	255-325	STRAINER 1/2 M BARB X 1/2 SWIVEL FM

Plumbing - Fresh Water, Winterize

CAMICO

ANTI-FREEZE

A blend of propylene glycol and denatured alcohol used for -50 burst protection in potable water systems, no mixing required, Non-Toxic, safe for fresh water systems, all ingredients are listed in the U.S. Federal Register (GRAS).



Order No.	Case Pack	MFG#	Description
380-0001	6	30807	ANTIFREEZE NON TOXIC -50 GALLON BOTTLE

CAMICO

WINTERIZE BLOW OUT PLUG QUICK CON



Completely clear your water lines with RV blow-out plugs. Screw the plug into the city water inlet, open all drains and faucets, attach and activate air pump until all lines are clear.

Order No.	MFG#	Description
383-6143	36143	QUICK CONN BRASS BLOW OUT PLUG

Plumbing - Fresh Water, Winterize

CAMICO

WINTERIZE BLOW OUT PLUGS



Completely clear water lines with blow-out plugs. Screw the plug into the city water inlet, open all drains and faucets, attach and activate air pump until all lines are clear. Patented. Available in plastic or brass.

Order No.	MFG#	Description
383-6104	36104	BLOW OUT PLUG PLASTIC
383-6153	36153	BLOW OUT PLUG BRASS

CAMICO

WINTERIZE BY-PASS KITS PERMANENT

Simple, permanent installation of these kits allow for easy drain of water heater for winterizing. Brass valves provide non-restrictive flow. Comes with crimp-resistant nylon reinforced hose. Patent pending. Available in two sizes for 6 and 10 Gallon water heaters.



Order No.	MFG#	Description
383-5953	35953	BYPASS PERMANENT SUPREME 8" FOR 6 GALLON WATER HEATER
383-5963	35963	BYPASS PERMANENT SUPREME 12" FOR 10 GALLON WATER HEATER
383-7463	37463	REPLACEMENT VALVE

CAMICO

WINTERIZE BY-PASS KIT PERMANENT QUICK-TURN

Save on antifreeze when you winterize with this easily-installed water heater by-pass kit. Sturdy, brass backflow preventer and 100% shut-off valve lets you by-pass the water heater with a single turn. Patent pending.



Order No.	MFG#	Description
383-5983	35983	BYPASS QUICK TURN

CAMICO

WINTERIZE BY-PASS KIT TEMPORARY

This temporary by-pass saves antifreeze allows bypass of hot water systems. Hook up for winterizing and remove in the spring for reconnecting the system. Comes with crimp-resistant nylon reinforced hose and instructions.



Order No.	MFG#	Description
383-5713	35713	BYPASS SUPREME TEMPORY

Plumbing - Fresh Water, Winterize

CAMCO

WINTERIZE HAND PUMP KIT

Pump antifreeze directly into water lines and supply tanks. Kit includes flexible connecting line, city water connection and conventional water faucet adapters.



Order No.	MFG#	Description
383-6003	36003	HAND PUMP KIT PLASTIC

CAMCO

WINTERIZE PUMP CONVERTER KIT

Winterize annually with ease. This permanent kit installs with an adjustable wrench and comes complete with brass valve, siphon hose, Teflon tape and pump adapters.



Order No.	MFG#	Description
383-6543	36543	PUMP CONVERTER WINTERIZING KIT

Plumbing - Fresh Water, Winterize

CAMCO

WATER HEATER DRAIN PETCOCK VALVE

Replace water heater valves with sturdy, easily-installed brass replacements that last a lifetime. Available in 3 sizes.



Order No.	MFG#	Description
421-1663	11663	DRAIN VALVE WATER HEATER 1/4" MPT
421-1683	11683	DRAIN VALVE WATER HEATER 3/8" MPT
421-1703	11703	DRAIN VALVE WATER HEATER 1/2" MPT

Plumbing - Sanitation, ABS Fittings & Termination Parts

ABS CEMENT

For all grades of ABS pipes and fittings for DWV and sewer up to 6" diameter.



Order No.	MFG#	Description
413-7314	A05-0303	ABS CEMENT 1/4 PINT 4 OZ.
413-7316	7530892	ABS CEMENT 1 PINT 16 OZ.

ABS PIPE

ABS foam core, 10' lengths.



Order No.	Size	MFG#	Description
411-4510	1-1/4" x 10'	61C4510	ABS PIPE FOAM CORE
411-5010	1-1/2" x 10'	61C5010	ABS PIPE FOAM CORE
411-5510	2" x 10'	61C5510	ABS PIPE FOAM CORE
411-6510	3" x 10'	61C6510	ABS PIPE FOAM CORE

ABS COUPLINGS HUB X HUB

Hub x hub.



Order No.	MFG#	Description
413-3000	633000	ABS COUPLING 1-1/4" HUB X HUB
413-3001	633001	ABS COUPLING 1-1/2" HUB X HUB
413-3002	633002	ABS COUPLING 2" HUB X HUB
413-3003	633003	ABS COUPLING 3" HUB X HUB

ABS ADAPTERS FEMALE HUB X FPT

Hub x fpt



Order No.	MFG#	Description
413-2891	632891	ABS FEMALE ADAPTER 1-1/2" HUB X FPT
413-2893	632893	ABS FEMALE ADAPTER 3" HUB X FPT

Plumbing - Sanitation, ABS Fittings & Termination Parts

ABS ADAPTERS MALE HUB X MPT

Hub x mpt



Order No.	MFG#	Description
413-2870	632870	ABS MALE ADAPTER 1-1/4" HUB X MPT
413-2871	632871	ABS MALE ADAPTER 1-1/2" HUB X MPT
413-2873	632873	ABS MALE ADAPTER 3" HUB X MPT

ABS ADAPTER SWIVEL STRAINER SPIGOT X FPT

Spigot x fpt.



Order No.	MFG#	Description
413-3215	633216	ABS ADAPTER SWIVEL STRAINER 1-1/2" SPIGOT X FPT

ABS BUSHINGS REDUCING SPIGOT X HUB

Spigot x hub.



Order No.	Spigot	Hub	MFG#	Description
413-2750	1-1/2"	1-1/4"	632750	ABS REDUCING BUSHING
413-2752	2"	1-1/2"	632752	ABS REDUCING BUSHING
413-2762	3"	1-1/2"	632762	ABS REDUCING BUSHING

ABS CAP THREADED FPT

Fpt



Order No.	MFG#	Description
413-3091	633091	ABS CAP THREADED 1-1/2" FPT

Plumbing - Sanitation, ABS Fittings & Termination Parts

ABS CLEANOUT ADAPTOR FITTINGS SPIGOT X FPT

Spigot x fpt.



Order No.	MFG#	Description
413-3702	633702	ABS CLEANOUT ADAPTOR 2" SPIGOT X FPT
413-3703	633703	ABS CLEANOUT ADAPTOR 3" SPIGOT X FPT

ABS CLOSET FLANGES MPT & FPT

Mpt and fpt.



Order No.	MFG#	Description
413-6343	T05-0782	ABS CLOSET FLANGE 4" X 3" MPT 1-7/8" LONG
413-6344	633634-4	ABS CLOSET FLANGE 4" X 3" MPT 2-5/8" LONG
413-6346	T05-0784	ABS CLOSET FLANGE 4" X 3" FPT

ABS CLOSET FLANGE

4" x 3" hub



Order No.	MFG#	Description
413-6330	633633	ABS CLOSET FLANGE 4" X 3" HUB

ABS CONTINUOUS WASTE ASSEMBLY ADJUSTABLE

Fits 2" and 2-1/2" strainers. 11" center to center. 1-1/2" x 6" tailpiece adjustable.



Order No.	MFG#	Description
413-9140	39140	ABS CONTINUOUS WASTE ASSEMBLY ADJUSTABLE 1-1/2" X 1-1/4"
413-9144	39144	ABS CONTINUOUS WASTE ASSEMBLY ADJUSTABLE 1-1/2" X 1-1/2"

Plumbing - Sanitation, ABS Fittings & Termination Parts

ABS DOUBLE 1/4 BEND HUB X HUB X HUB

1/4 bend hub x hub x hub.



Order No.	MFG#	Description
413-2263	632263	ABS DOUBLE 1/4 BEND 3" HUB X HUB X HUB

ABS ELLS 1/8 BEND 45 DEGREE HUB X HUB

1/8 bend 45 degree hub x hub.



Order No.	MFG#	Description
413-2500	632500	ABS ELL 1/8 BEND 45 DEGREE 1-1/4" HUB X HUB
413-2501	632501	ABS ELL 1/8 BEND 45 DEGREE 1-1/2" HUB X HUB
413-2502	632502	ABS ELL 1/8 BEND 45 DEGREE 2" HUB X HUB
413-2503	632503	ABS ELL 1/8 BEND 45 DEGREE 3" HUB X HUB

ABS ELLS 1/4 BEND 90 DEGREE HUB X HUB

1/4 bend 90 degree hub x hub.



Order No.	MFG#	Description
413-2250	632250	ABS ELL 1/4 BEND 90 DEGREE 1-1/4" HUB X HUB
413-2251	632251	ABS ELL 1/4 BEND 90 DEGREE 1-1/2" HUB X HUB
413-2253	632253	ABS ELL 1/4 BEND 90 DEGREE 3" HUB X HUB

ABS ELLS 1/4 BEND LONG SWEEP 90 DEGREE

1/4 bend 90 degree long sweep .



Order No.	MFG#	Description
413-2275	632275	ABS ELL 1/4 BEND LONG SWEEP 90 DEGREE 1-1/4" HUB X HUB
413-2276	632276	ABS ELL 1/4 BEND LONG SWEEP 90 DEGREE 1-1/2" HUB X HUB
413-2278	632278	ABS ELL 1/4 BEND LONG SWEEP 90 DEGREE 3" HUB X HUB
413-5276	635276	ABS ELL 1/4 BEND LONG SWEEP 90 DEGREE 1-1/4" HUB X SPIGOT

Plumbing - Sanitation, ABS Fittings & Termination Parts

ABS STREET ELLS 1/8 BEND 45 DEGREE HUB X SPIGOT

1/8 bend 45 degree hub x spigot.



Order No.	MFG#	Description
413-2400	632400	ABS STREET ELL 1/8 BEND 45 DEGREE 1-1/4" HUB X SPIGOT
413-2401	632401	ABS STREET ELL 1/8 BEND 45 DEGREE 1-1/2" HUB X SPIGOT
413-2402	632402	ABS STREET ELL 1/8 BEND 45 DEGREE 2" HUB X SPIGOT
413-2403	632403	ABS STREET ELL 1/8 BEND 45 DEGREE 3" HUB X SPIGOT

ABS STREET ELLS 1/4 BEND 90 DEGREE HUB X SPIGOT

1/4 bend 90 degree hub x spigot.



Order No.	MFG#	Description
413-2451	632451	ABS STREET ELL 90 DEGREE 1-1/2" HUB X SPIGOT
413-2453	632453	ABS STREET ELL 90 DEGREE 3" HUB X SPIGOT

ABS VENT ELL 90 DEGREE HUB X FPT

1/4 bend 90 degree hub x fpt.



Order No.	MFG#	Description
413-2231	6322031	ABS VENT ELL 90 DEGREE 3" HUB X 3" FPT

ABS VENT ELLS 90 DEGREE HUB X HUB

1/4 bend 90 degree hub x hub.



Order No.	MFG#	Description
413-2201	632201	ABS VENT ELL 90 DEGREE 1-1/2" HUB X HUB
413-2230	632203	ABS VENT ELL 90 DEGREE 3" HUB X HUB

Plumbing - Sanitation, ABS Fittings & Termination Parts

ELLS 90 DEGREE

90 Degree Ell - 3" Bayonet x 3" Rotating Flange
 90 Degree Ell - 3" Slip Hub x 3" Rotating Flange
 90 Degree Ell - 3" Spigot x 3" Rotating Flange



Order No.	MFG#	Description
411-0350	T1035	ELL 90 DEGREE 3" BAYONET X 3" ROTATING FLANGE
411-0351	T1035-1	ELL 90 DEGREE 3" SLIP HUB X 3" ROTATING FLANGE
411-0352	T1035-2	ELL 90 DEGREE 3" SPIGOT X 3" ROTATING FLANGE

ELLS TWO-WAY

Ell Two-Way - 3" Bayonet x 3" Rotating Flange x 1-1/2" Rotating Flange
 Ell Two-Way - 3" Spigot x 3" Rotating Flange x 1-1/2" Rotating Flange



Order No.	MFG#	Description
411-0360	T1036	TWO-WAY ELL 3" BAYONET X 3" ROTATING FLANGE X 1-1/2" ROTATING FLANGE
411-0361	T1036-1	TWO-WAY ELL 3" SPIGOT X 3" ROTATING FLANGE X 1-1/2" ROTATING FLANGE

ABS VENT TEE HUB X HUB X HUB

Hub x hub x hub.



Order No.	MFG#	Description
413-2101	632101	ABS VENT TEE 1-1/2" HUB X HUB X HUB

ABS NIPPLES 3"MPT X 3"MPT

ABS NIPPLE 3"MPT X 3" MPT



Order No.	MFG#	Description
413-3503	633503	ABS NIPPLE 3" LONG
413-3504	633504	ABS NIPPLE 4" LONG
413-3512	633512	ABS NIPPLE 12" LONG

Plumbing - Sanitation, ABS Fittings & Termination Parts

ABS P-TRAPS LA PATTERN W/UNION HUB X SLIP JOINT

Hub x slip joint.



Order No.	MFG#	Description
413-3220	633220A	ABS P-TRAP LA W/UNION 1-1/4" HUB X SLIP JOINT
413-3221	633221A	ABS P-TRAP LA W/UNION 1-1/2" HUB X 1-1/4" OR 1-1/2" SLIP JOINT
413-3222	632221A	ABS P-TRAP LA W/UNION 1-1/2" HUB X SLIP JOINT

ABS P-TRAPS W/UNION HUB X HUB

Hub x hub.



Order No.	MFG#	Description
413-3210	633210E	ABS P-TRAP W/UNION 1-1/4" HUB X HUB
413-3211	633211N	ABS P-TRAP W/UNION 1-1/2" HUB X HUB

ABS PIPE INCREASER-REDUCER HUB X HUB

Hub x hub.



Order No.	MFG#	Description
413-3022	633022	ABS PIPE INCREASER REDUCER 2" HUB X 1-1/2" HUB

REDUCERS ECCENTRIC GREY WATER TANK

Eccentric Tank Reducer - 3" Spigot x 1-1/2" Hub.

Eccentric Tank Reducer - 3" Spigot x 2" Hub.



Order No.	Reference	MFG#	Description
411-0411	A	T1041-1	ECCENTRIC REDUCER 3" SPIGOT X 1-1/2" HUB
411-0412	B	T1041-2	ECCENTRIC REDUCER 3" SPIGOT X 2" HUB

Plumbing - Sanitation, ABS Fittings & Termination Parts

ABS SANITARY TEES HUB X HUB X HUB

Hub x hub x hub.



Order No.	MFG#	Description
413-2150	632150	ABS SANITARY TEE 1-1/4" HUB X HUB X HUB
413-2151	632151	ABS SANITARY TEE 1-1/2" HUB X HUB X HUB
413-2153	632153	ABS SANITARY TEE 3" HUB X HUB X HUB

ABS SANITARY TEE REDUCING HUB X HUB X HUB

Reducing, 3" hub x 3" hub x 2" hub.



Order No.	MFG#	Description
413-2130	632130	ABS SANITARY TEE REDUCING 3" HUB X 3" HUB X 2" HUB

SANITARY TEE REDUCING 3" BAYONET X 3" & 1-1/2" ROTATING FLANGE

3" Wye Reducing - 3" Bayonet x 3" & 1-1/2" Rotating Flange.



Order No.	MFG#	Description
411-0100	T1010	SANITARY TEE 3" BAYONET X 3" ROTATING FLANGE & 1-1/2" ROTATING FLANGE

SANITARY TEE REDUCING BAYONET X ROTATING FLANGE X SLIP HUB

3" Sanitary Tees Reducing - Bayonet x Rotating Flange x Slip Hub



Order No.	MFG#	Description
411-0111	T1011	SANITARY TEE REDUCING 3" BAYONET X 3" ROTATING FLANGE X 1-1/2" SLIP HUB

Plumbing - Sanitation, ABS Fittings & Termination Parts

ABS SLIP CAPS

Hub.



Order No.	MFG#	Description
413-3081	633081	ABS SLIP CAP 1-1/2" HUB

ABS SLIP PLUG

Slip plug ABS.



Order No.	MFG#	Description
413-2075	632075	ABS SLIP PLUG 1-1/2"

ABS TAILPIECE

Tailpiece ABS.



Order No.	MFG#	Description
413-9130	65PR1774KIT	ABS TAILPIECE 1-1/2" X 4" W/NUT

WASHER SLIP JOINT

Slip joint washers.



Order No.	MFG#	Description
516-5300	65300	SLIP JOINT WASHER 1-1/2"
516-5301	65301	SLIP JOINT WASHER 1-1/2" X 1-1/4"

Plumbing - Sanitation, ABS Fittings & Termination Parts

ABS WYES 45 DEGREE HUB X HUB X HUB

Wye 45 degree hub x hub x hub.



Order No.	MFG#	Description
413-2300	632300	ABS WYE 45 DEGREE 1-1/4" HUB X HUB X HUB
413-2301	632301	ABS WYE 45 DEGREE 1-1/2" HUB X HUB X HUB

WYE REDUCING BAYONET X FLANGE X FLANGE

3" Wye Reducing - 3" Bayonet x 3" Stationary Flange x 1-1/2" Rotating Flange

3" Wye Reducing - 3" Bayonet x 3" Rotating Flange x 1-1/2" Rotating Flange



Order No.	MFG#	Description
411-0140	T1014	WYE 3" BAYONET X 3" STATIONARY FLANGE X 1-1/2" ROTATING FLANGE
411-0141	T1014-1	WYE 3" BAYONET X 3" ROTATING FLANGE X 1-1/2" ROTATING FLANGE

TERMINATION ADAPTORS 3"



Adaptor Wye Reducing - 3" Bayonet x 3" Hub x 2" Slip Hub.

Adaptor - 3" Bayonet x 3" Spigot

Adaptor - 3" Bayonet x 3" Hub

Adaptor - 3" Bayonet x 3" Male Thread

Order No.	Ref.	MFG#	Description
411-0291	B	T1029-1	TERMINATION ADAPTOR 3" BAYONET X 3" SPIGOT
411-0292	C	T1029-2	TERMINATION ADAPTOR 3" BAYONET X 3" SLIP HUB

Plumbing - Sanitation, ABS Fittings & Termination Parts

TERMINATION ADAPTOR RIGID SEWER PIPE

Rigid Sewer Pipe Bayonet Adaptor, Bayonet Hooks x 3" Male Thread.



Order No.	MFG#	Description
411-0270	T1027	ADAPTOR BAYONET X 3" MPT

VALVE ADAPTOR FLANGE X BAYONET


Flanged valve fitting for valve attachment. Flange x 3" Bayonet.



Order No.	MFG#	Description
411-0090	T1009	ADAPTOR FLANGE X 3" BAYONET

VALVE ADAPTOR FLANGE X MPT

Flanged valve fitting for valve attachment. Flange x 3" MPT.



Order No.	Ref.	MFG#	Description
411-0080	A	66V13MT	ADAPTOR FLANGE X 3" MPT
411-0081	B	T1008-1	ADAPTOR FLANGE X 1-1/2" MPT

VALVE ADAPTOR FLANGE X SLIP HUB

Flanged valve fittings for valve attachmehments. Flange X Slip Hub. 1-1/2" Slip Hub can also be used as 2" Spigot.



Order No.	MFG#	Description
411-0051	T1005-1	VALVE ADAPTOR 1-1/2" FLANGE X SLIP HUB CAN ALSO BE USED AS 2" SPIGOT
411-0050	T1005	VALVE ADAPTOR 3" FLANGE X SLIP HUB

VALVE ADAPTOR FLANGE X SPIGOT

Flanged valve fittings for valve attachmehments. Flange x Spigot.



Order No.	Ref.	MFG#	Description
411-0061	B	66V1515S	ADAPTOR 1-1/2" FLANGE X SPIGOT
411-0062	C	T1006-2	ADAPTOR 2" FLANGE X SPIGOT
411-0060	A	T1006	ADAPTOR 3" FLANGE X SPIGOT

Plumbing - Sanitation, ABS Fittings & Termination Parts

VALVE ASSEMBLY 3" & 1-1/2" ROTATING SANITARY TEE DOUBLE

3" Hub x 1-1/2" Hub x 3" Bayonet with Cap.



Order No.	MFG#	Description
411-1118	T18	VALVE ASSEMBLY 3" HUB X 1-1/2" HUB X 3" BAYONET W/ CAP

VALVE ASSEMBLY 3" HEEL INLET 1/4 BEND DOUBLE

3" Hub x 1-1/2" Hub x 3" Bayonet with Cap.



Order No.	MFG#	Description
411-1168	T68	VALVE ASSEMBLY 3" HUB X 1-1/2" HUB X 3" BAYONET W/ CAP

VALVE ASSEMBLY 3" ROTATING 90 DEGREE ELL WITH CAP

3" Hub x 3" Bayonet with Cap.



Order No.	MFG#	Description
411-1170	T70	VALVE ASSEMBLY 3" HUB X 3" BAYONET W/ CAP

VALVE ASSEMBLY 3" DOUBLE ELL DOUBLE ROTATING

3" Hub x 1-1/2" Hub x 3" Bayonet with Cap.



Order No.	MFG#	Description
411-1180	T80	VALVE ASSEMBLY 3" HUB X 1-1/2" HUB X 3" BAYONET W/ CAP

VALVE ASSEMBLY 3" ROTATING DOUBLE WYE

3" Hub x 1-1/2" Rotating Hub x 3" Bayonet with Cap.



Order No.	MFG#	Description
411-1138	TR38	VALVE ASSEMBLY 3" HUB X 1-1/2" ROTATING HUB X 3" BAYONET W/ CAP

Plumbing - Sanitation, ABS Fittings & Termination Parts

VALVE ASSEMBLY 3" ROTATING SANITARY TEE

3" Hub x 1-1/2" Hub x 3" Bayonet with Cap.



Order No.	MFG#	Description
411-1111	T11	VALVE ASSEMBLY 3" HUB X 1-1/2" HUB X 3" BAYONET W/ CAP

VALVE ASSEMBLY 3" WITH CAP


3" Hub x 3" Bayonet with Cap.



Order No.	MFG#	Description
411-1150	66N5A	VALVE ASSEMBLY 3" HUB X 3" BAYONET W/ CAP

VALVE CAPS

3" Termination Caps with Bayonet Hooks and 3" Termination Caps with 3/4" Hose Caps, available bulk and carded.



Order No.	Ref.	MFG#	Description
411-0200	A	T1020	CAP VALTERRA BULK
411-0201	A	T1020VP	CAP VALTERRA 1/PKG.
411-0210	B	T1020-1	CAP WITH 3/4" HOSE ADAPTOR BULK
411-0211	B	T-1020-1VP	CAP WITH 3/4" HOSE ADAPTOR 1/PKG.

VALVE HEEL INLETS 1/4 BEND

Heel Inlet 1/4 Bend – 3" Bayonet x 3" Rotating Flange x 2" Slip Hub
 Heel Inlet 1/4 Bend – 3" Slip Hub x 3" Rotating Flange x 2" Slip Hub.
 Heel Inlet 1/4 Bend – 3" Slip Hub x 3" and 1-1/2" Rotating Flanges.



Order No.	Ref.	MFG#	Description
411-0300	A	T1030	HEEL INLET 1/4 BEND 3" BAYONET X 3" ROTATING FLANGE X 2" SLIP HUB
411-0310	B	T1031	HEEL INLET 1/4 BEND 3" SLIP HUB X 3" AND 1-1/2" ROTATING FLANGES

Plumbing - Sanitation, ABS Fittings & Termination Parts

WASTE VALVES AND HANDLE BRISTOL ANONDA



Order No.	MFG#	Description
413-9240	39240	VALVE 3" BRISTOL ANONDA
413-9241	39241	VALVE 1-1/2" BRISTOL ANONDA
413-0066	66THANDLE	HANDLE FOR ANONDA VALVE

WASTE VALVES BLADEX W/PLASTIC HANDLE

Bladex™ valves are interchangeable with Valterra, Grentec, Anonda, Larden & Bristol. Includes: seals, nuts, and bolts.



Order No.	MFG#	Description
411-0010	T1001VP	VALVE 1-1/2" VALTERRA 1/PKG.
411-0020	T1002VP	VALVE 2" VALTERRA 1/PKG.
411-0030	T1003VP	VALVE 3" VALTERRA 1/PKG.

WASTE VALVE TWIST-ON

Twist onto current waste valve bayonet fitting.



Order No.	MFG#	Description
411-0581	T58	TWIST ON VALVE

WASTE VALVE KITS CABLE ACTUATED

Valterra's patented cable valve system converts hard to access valve handles to a simple push/pull placement. Cable handles can be positioned at the bottom of an RV sidewall, or within a control access compartment with bulkhead installation. DH part # 411-1372 includes two 72" flexible cable kits with 1-1/2" and 3" valves. DH part # 411-1720 includes one 72" flexible cable kit with 1-1/2" valve. DH part # 411-3720 includes one 72" flexible cable kit with 3" valve.



Order No.	MFG#	Description
411-1372	TC1372	REMOTE WASTE VALVE KIT INCLUDES 1-1/2" & 3" VALVES
411-1720	TC172	REMOTE WASTE VALVE KIT 1-1/2"
411-3720	TC372	REMOTE WASTE VALVE KIT 3"

Plumbing - Sanitation, ABS Fittings & Termination Parts

WASTE VALVE EXTENSION ROD KIT ADJUSTABLE

Adjustable 10" to 12" extension rod kit comes with handle locking tab, extension rod, and coupler.



Order No.	MFG#	Description
411-0461	T1046-10VP	VALVE ADJUSTABLE EXTENSION ROD KIT 1/PKG.

WASTE VALVE HANDLES METAL AND PLASTIC



All replacement handles are threaded for easy attachment. Fits Bladex or Valterra old valves.

Order No.	Style	MFG#	Description
411-0036	OLD	T1003-6MNPV	VALVE HANDLE METAL 1/PKG.
411-0136	OLD	T1003-6VP	VALVE HANDLE PLASTIC 1/PKG.
411-1136	NEW	T1003-6NVP	VALVE HANDLE BLADEX 1/PKG.

WASTE VALVE SEAL KITS BLADEX

Fits Bladex™ style valves, includes two seals, nuts and bolts.



Order No.	MFG#	Description
411-0019	T1001-9VP	SEAL KIT 1-1/2" BLADEX 1/PKG.
411-0029	T1002-9VP	SEAL KIT 2" BLADEX 1/PKG.
411-0039	T1003-9VP	SEAL KIT 3" BLADEX 1/PKG.

WASTE VALVE SEAL KITS OLD STYLE VALTERRA

Fits Valterra old style valves, includes two seals, with nuts and bolts.



Order No.	MFG#	Description
411-0017	T1001-7VP	SEAL KIT 1-1/2" OLD STYLE VALTERRA 1/PKG.
411-0037	T1003-7VP	SEAL KIT 3" OLD STYLE VALTERRA 1/PKG.

Plumbing - Sanitation, Sewer Hose & Accessories

SEWER HOSE STANDARD BAGGED

3" x 10' and 3" X 20' Quick Drain Blue Hose Standard Bagged.



Order No.	Case Pack	MFG#	Description
390-0011	25	D04-0047	SEWER HOSE 10' ECONOMY BAGGED
390-0021	10	D04-0048	SEWER HOSE 20' ECONOMY BAGGED

SEWER HOSE STANDARD W/ STRAIGHT ADAPTOR BAGGED

10' & 20' Quick Drain Standard Blue Hose with Straight Hose Adaptor bagged.



Order No.	Case Pack	MFG#	Description
394-0120	30	D04-0120PB	SEWER HOSE 10' W/ STRAIGHT ADAPTOR BLUE BAGGED
390-0121	10	D04-0121	SEWER HOSE 20' W/ STRAIGHT ADAPTOR BLUE BAGGED

SEWER HOSE STANDARD BOXED

3" x 10' and 3" x 20' Quick Drain Blue Hose Standard Boxed



Order No.	Case Pack	MFG#	Description
390-0010	12	D04-0045	SEWER HOSE 10' STANDARD BOXED
390-0020	12	D04-0046	SEWER HOSE 20' STANDARD BOXED

SEWER HOSE HEAVY DUTY

15' Quick Drain Heavy Duty Blue Boxed.



Order No.	Case Pack	MFG#	Description
390-0115	6	D04-0057	SEWER HOSE 15' HEAVY DUTY BLUE BOXED

SEWER HOSE HEAVY DUTY EZ FLUSH W/ SIZING RINGS

15 Mil vinyl cover with sizing rings for easy attachment, thicker vinyl protects against leaks. Available in blue or bronze boxed.



Order No.	Case Pack	MFG#	Description
390-0110	12	D04-0041	SEWER HOSE 10' HEAVY DUTY BLUE BOXED
390-0120	6	D04-0042	SEWER HOSE 20' HEAVY DUTY BLUE BOXED
394-0012	12	D04-0012	SEWER HOSE 10' HEAVY DUTY BRONZE BOXED
394-0040	6	D04-0040	SEWER HOSE 20' HEAVY DUTY BRONZE BOXED

Plumbing - Sanitation, Sewer Hose & Accessories

SEWER HOSE SUPER HD W/ SIZING RINGS



EZ Flush RV drain hose w/ sizing rings, 18 mil vinyl for maximum leak protection perfect for fulltime & semi-permanent RVing.

Order No.	Case pack	MFG#	Description
390-0043	6	D04-0043	SEWER HOSE 10' SUPER HD SLATE BLUE

SEWER HOSE SUPER HEAVY DUTY EZ FLUSH W/ SIZING RINGS

Triple wrapped 21 Mil vinyl cover with sizing rings for easy attachment, thicker vinyl protects against leaks. Available in silver.



Order No.	Case Pack	MFG#	Description
390-1110	12	D04-0050	SEWER HOSE 10' SUPER HEAVY DUTY SILVER BOXED
390-1120	6	D04-0054	SEWER HOSE 20' SUPER HEAVY DUTY SILVER BOXED

SEWER HOSE HEAVY DUTY E-Z FLUSH W/ STRAIGHT ADAPTOR

Heavy duty hose, assembled with one straight hose adaptor. Bronze bagged.



Order No.	Case Pack	MFG#	Description
394-0094	10	D04-0094	SEWER HOSE 10' HEAVY DUTY W/ STRT ADAPTOR BRONZE BAGGED
394-0095	10	D04-0095	SEWER HOSE 20' HEAVY DUTY W/ STRT ADAPTOR BRONZE BAGGED

SEWER HOSE EXTENSION EZ COUPLER

5' and 10' Bayonet extension hoses for simple twist-on and secure connections with standard bayonet ends,



Order No.	MFG#	Description
394-0112	D04-0112	SEWER HOSE 5' EXTENSION W/FIT
394-0113	D04-0113	SEWER HOSE 10' EXTENSION W/FIT

Plumbing - Sanitation, Sewer Hose & Accessories

SEWER HOSE EXTENSION EZ COUPLER 15'

15" Drain Hose Extension attaches to primary hose for a quick extension. Pre-assembled with 15' EZ coupler drain hose, EZ Coupler Valve Adapter, and EZ Coupler Bayonet Adapter.



Order No.	Size	MFG#	Description
394-0107	15'	D04-0107	SEWER HOSE 15' EXTENSION W/FIT

SEWER HOSE BAYONET KITS EZ COUPLER

Sewer hose kits with standard bayonet fittings, quick twist for RV to sewer connections. Kits include EZ coupler 90 degree bayonet sewer fitting 10' hose in standard kit two 10' hoses in deluxe kit. Both kits include factory installed bayonet fittings with rotating fitting so hose lays flat after connecting.



Order No.	MFG#	Description
404-0114	D04-0114	SEWER HOSE 10' STANDARD BAYONET KIT EZ COUPLER
404-0115	D04-0115	SEWER HOSE 20' DELUXE BAYONET KIT EZ COUPLER



SEWER HOSE KIT W/ HOSE AND FITTING RHINFLEX

Kit includes 15' or 20' hose, four prong Bayonet fitting, four in one adaptor, and threaded pipe.



Order No.	MFG#	Description
393-9683	39761	RHINFLEX SH KIT W/15' HOSE & FITTING
393-9741	39741	RHINFLEX SH KIT W/ 20' HOSE & FITTING

Plumbing - Sanitation, Sewer Hose & Accessories

CAMCO

SEWER HOSE KIT RHINO EXTREME



All of the features that RVers are looking for complete in one kit. RhinoEXTREME hose will not dent or rust and will not crush if accidentally stepped on. Offers superior abrasion resistance for maximum protection against pinholes and leaks. 15 FT kit comes with pre-attached Rhino swivel fittings, reusable locking rings and storage caps. Ready to use! The removable 4-in-1 adapter allows you to store in 4" square bumpers. The 20 ft kit includes all of the above, plus an additional hose with fittings, rings and caps as shown. Patent pending.

Order No.	MFG#	Description
403-9861	39861	RHINO SEWER HOSE KIT 15'
403-9867	39867	RHINO SEWER HOSE KIT 20'
393-9865	39865	RHINO EXTREME SEWER HOSE EXTENTION 5'
393-9863	39863	RHINO EXTREME SEWER HOSE EXTENTION 10'

CAMCO

RHINOFLEX WYE



Allows two hoses with lug fittings to be connected to the same dump station. Perfect for a motorhome has two separate holding tank valves. Patent pending.

Order No.	MFG#	Description
423-9812	39812	RHINOFLEX WYE

Plumbing - Sanitation, Sewer Hose & Accessories

HOSE ADAPTOR STRAIGHT 3"

3" straight hose adaptor. 3" bayonet hooks x 3" hose, available bulk or packaged.



Order No.	MFG#	Description
411-0240	T1024	HOSE ADAPTOR 3" STRAIGHT BULK
411-0241	T1024VP	HOSE ADAPTOR 3" STRAIGHT 1/PKG.

HOSE ADAPTOR 45 DEGREE 3"

3" 45 hose adaptor 3" bayonet hooks x 3" hose, available bulk or packaged..



Order No.	MFG#	Description
411-0250	T1025	HOSE ADAPTOR 3" 45 DEGREE BULK
411-0251	T1025VP	HOSE ADAPTOR 3" 45 DEGREE 1/PKG.

SEWER HOSE CLAMP

Galvanized sewer hose clamp 1/2" band zinc plated 2-1/2" x 3-1/2" for 3" hose.



Order No.	MFG#	Description
510-3170	H030058	HOSE CLAMP BULK 3" SEWER HOSE

SEWER HOSE WYE

Sewer hose wye adaptor ,3" hose x3" hose x 3" hose Black



Order No.	MFG#	Description
402-2027	F02-2027	SEWER HOSE WYE

CAMCO

SEWER HOSE COUPLER STRAIGHT HOSE X HOSE

Straight Hose Coupler, 3" Hose x 3" Hose Black



Order No.	MFG#	Description
402-2025	F02-2025BK	HOSE COUPLER STRAIGHT 3" HOSE X 3" HOSE

SEWER HOSE COUPLER 90 DEGREE HOSE X HOSE

90 Degree Hose Coupler, 3" Hose x 3" Hose



Order No.	MFG#	Description
402-2023	F02-2023	HOSE COUPLING 90 DEGREE 3" HOSE X 3" HOSE

Plumbing - Sanitation, Sewer Hose & Accessories

CAMCO

SEWER HOSE RINSE CAP

Fitting attaches to sewer hose, then hooks to any standard water hose to create a powerful spray that helps reduce odors and cleans sewer hose.



Order No.	MFG#	Description
403-9533	39533	CAP SEWER HOSE RINSE

SEWER HOSE EXTENSION QUICK CONNECT

Quick Connect fittings make an easy to use RV extension sewer hose that attaches to all standard bayonet systems. New "rotating fitting" allows hose to lay flat after attachment. Hose clamps included.



Order No.	MFG#	Description
402-2029	F02-2029VP	HOSE COUPLING 3" QUICK CONNECT 1/PKG.

HOSE ADAPTOR THETFORD TO VALTERRA/GRENTTEC/ANONDA

Converts Thetford system to Valterra/Grentec/Anonda caps and hose adapters. 3" Thetford Hooks x 3" Standard Bayonet Lugs.



Order No.	MFG#	Description
411-2285	2285	UNIVERSAL ADAPTOR VALTERRA

HOSE ADAPTOR CLEAR 45 DEGREE EZ COUPLER

Clear fitting allows you to know when your tank is clean. No hose clamps needed. 3" bayonet hooks with threads.



Order No.	MFG#	Description
411-3111	F02-3111	HOSE ADAPTOR CLEAR 45 DEGREE EZ COUPLER

Plumbing - Sanitation, Sewer Hose & Accessories

CAMCO

RHINO TANK RINSER

Rhino Blaster Pro tank rinsers latch securely to your RV sewer outlet. Allowing to water to blast directly into the outlet, rinsing out any residue. One has a gate valve to prevent waste backflowing into the sewer hose.



Order No.	MFG#	Description
393-9085	39085	RHINO BLASTER PRO TANK RINSER W/ VALVE
393-9080	39080	RHINO BLASTER TANK RINSER

HOSE ADAPTOR CLEARVIEW

Extend drain hose connection to a more convenient position. No hose clamps needed 3" bayonet hooks x 3" bayonet lugs, available in 3 models 5" straight, 10" straight and 90 degree.



Order No.	Ref.	MFG#	Description
411-1021	A	T1021	CLEAR VIEW ADAPTOR 5" STRAIGHT
411-1022	B	T1022	CLEAR VIEW ADAPTOR 10" STRAIGHT
411-1023	C	T1023	CLEAR VIEW ADAPTOR 90 DEGREE

HYDROFLUSH 45 DEGREE

Breaks up plugged tanks, cleans tank, pipe, valve, drain hose, and includes an internal backflow preventer.



Order No.	MFG#	Description
402-4000	F02-4100	HYDROFLUSH 45 DEGREE

Plumbing - Sanitation, Sewer Hose & Accessories

CAMCO

DUAL FLUSH PRO



Clean your entire septic system with this reverse flush valve. Forces water back up into plumbing lines to break up clogs in pipes. Allows you to backfill and flush black and grey water tanks, then reverse valve and flush sewer drain hose. Anti-siphon valve and complete valve assembly included.

Order No.	MFG#	Description
403-9062	39062	DUAL FLUSH PRO CAMCO

CAMCO

DUAL FLUSH

Sprays water into lines to clear out clogged pipes. Get two-way jet cleaning action with this unique holding tank and sewer hose rinser. Transparent polycarbonate fitting attaches between sewer hose and RV, then hooks to any standard water hose to create a powerful spray that helps reduce odors and malfunctions in RV holding tanks and hoses. Patented.



Order No.	MFG#	Description
403-9072	39072	DUAL FLUSH CAMCO

Plumbing - Sanitation, Sewer Hose & Accessories

CAMCO

SEWER HOSE ADAPTERS RHINO



RhinoFlex sewer hose adapters

Order No.	MFG#	Description
393-9736	39736	RHINO FLEX SWIVEL ELBOW 4-IN-1 ADAPT.
393-9847	39847	RHINO FLEX 45 DEG. CLEAR FITTING
393-9857	39857	RHINO FLEX 90 DEG. CLEAR ADAPT.
393-9821	39821	RHINO FLEX COUPLER

SEWER FITTING 90 DEGREE BAYONET EZ COUPLER

Universal, threaded sewer fitting with standard bayonet ends. Makes 6 different types of sewer connections with gas tight fit. Can be used to mix and match sewer hoses for proper length needed, twist on attachment.



Order No.	MFG#	Description
404-3112	F02-3112	SEWER FITTING 90 DEGREE BAYONET EZ COUPLER

SEWER HOSE BAYONET ADAPTOR EZ COUPLER

Valterra EZ Coupler Bayonet Adaptor makes sewer hose connections simple with the patented threaded system that eliminates hose clamps. Create an extension hose that connects with a quick snap.



Order No.	MFG#	Description
402-3108	F02-3108	BAYONET ADAPTOR EZ COUPLER

Plumbing - Sanitation, Sewer Hose & Accessories

EZ COUPLER SYSTEM REPLACEMENT PARTS

EZ Coupler makes sewer hose connections simple with the patented threaded system that eliminates hose clamps. Just twist on the fittings for a leak-proof connection. The "Red Fittings" are made of long-lasting polypropylene material.



Order No.	Reference	MFG#	Description
402-3103	A	F02-3103	SEWER HOSE 90 DEGREE ADAPTOR EZ COUPLER
402-3104	B	F02-3104VP	SEAL EZ COUPLER 1/PKG.
402-3101	D	F02-3101	HOSE COUPLING THREADED EZ COUPLER
402-3102	E	F02-3102	VALVE HOSE ADAPTOR EZ COUPLER



EASY SLIP 4-IN-1 SEWER ADAPTOR W/ ELBOW

Connect hose to dump station. Elbow's tapered end accepts all 3" hose and slipover fittings. Fits 3" slip or 3", 3-1/2", and 4" threaded pipe.



Order No.	MFG#	Description
403-9141	39144	EASY SLIP ELBOW + 4-1 ADAPTOR



SEWER RING SPONGE

4" x 3" sponge ring works with grey water seal or directly on sewer hose for an odor proof connection to dump station.



Order No.	MFG#	Description
401-1959	39312	SEWER RING SPONGE



SEWER HOSE SUPPORT FOLDING

Telescopes to 10 OR 15 ft; folds to 6" for easy, compact storage. Provides stability for trouble-free drainage. Rust resistant. Solid brass rivets. Includes strap kit to hold hose securely in place. Patented. Sewer hose not included.



Order No.	MFG#	Description
404-0351	40351	SEWER HOSE SUPPORT FOLDING 10'
394-0353	40353	SEWER HOSE SUPPORT FOLDING 15'

Plumbing - Sanitation, Sewer Hose & Accessories



RHINO SEWER HOSE SUPPORT



The Camco Adjustable RV Sewer Hose Support Kit is an adaptable sewer hose support that elevates your sewer hose to keep waste moving downhill.

- Kit Includes: (6) 30-inch sections with (4) stakes each, supporting up to 20 feet of sewer hose
- Adaptable Sewer Hose Support: Lifts and guides sewer hose to help waste move downhill
- Good over curbs or obstructions: 6 Independent troughs can make turns or go over curbs or obstructions
- Provides up to 10-inches of elevation: With the stakes locked in place, the support cradle can be elevated up to 10-inches off of the ground. When not elevated by the stakes, the distance between the ground and the lowest part of the support cradle is 1-3/4", the distance between the highest part is 4"
- Easy to store

Order No.	MFG#	Description
424-3071	43071	RHINO SEWER HOSE SUPPORT



SEWER HOSE SUPPORT SIDEWINDER

Sturdy, lightweight plastic support with welded seams has deep cradles to hold sewer hose in place without straps. Patented.



Order No.	MFG#	Description
404-3031	43031	SIDEWINDER 10'
404-3041	43041	SIDEWINDER 15'
404-3051	43051	SIDEWINDER 20'
424-3061	43061	SIDEWINDER 30'

BUMPER SEWER HOSE

4" x 4"



Order No.	Description
400-0092	BUMPER SEWER HOSE 92"
400-0094	BUMPER SEWER HOSE 94"
400-0096	BUMPER SEWER HOSE 96"
400-0102	BUMPER SEWER HOSE 102"

Plumbing - Sanitation, Sewer Hose & Accessories

CAMCO

BUMPER CAP WITH INSECT SCREEN



Replace lost or damaged RV bumper caps with Camco's RV Bumper Caps featuring vent holes and squeeze grip for easy installation and removal. Holes allow ventilation while keeping flying insects out. Constructed of durable polyethylene.

Order No.	REF.	MFG#	Description
424-0324	A	40324	BUMPER CAP NO INSECT 1-PK W/SAVER
424-0325	B	40325	BUMPER CAP NO INSECT 2PK

CAMCO

BUMPER PLUGS 4"

Fits all standard 4" bumpers. Available bulk or carded.



Order No.	MFG#	Description
404-0302	40302	BUMPER PLUG 4" BULK
404-0303	40303	BUMPER PLUG 4" 2/CARD

WirthCo

BUMPER PLUG LOCKING 4"

Fits standard 4" bumper. Push in "center" to lock. No drilling or welding. No hinges. Weather and U.V. resistant. Patented



Order No.	MFG#	Description
409-0001	30000	LOCKING HOSE BUMPER PLUG

CAMCO

BUMPER CAP W/ SAVER 4"

RV 4" bumper caps have vented hole for air circulation and easy removal. Durable lifetime polyethylene construction. Cap with saver allows for easy removal and attaches to bumper so it won't be left behind.



Order No.	MFG#	Description
404-0313	40313	BUMPER CAP W/ SAVER

Plumbing - Sanitation, Sewer Hose & Accessories

EZ HOSE CARRIER

ABS plastic hose carrier comes assembled with mounting brackets for easy installation. Interlocking cap has a round handle for easy quarter turn on-off and a strap to prevent loss. Mounting screws included (not hardware). Hose not included.



Order No.	MFG#	Description
404-0151	A04-0151	EZ HOSE CARRIER 46"
404-0153	A04-0153	EZ HOSE CARRIER 64"

Plumbing - Sanitation, Tote Tanks and Holding Tank Sprayers

CAMCO

RHINO TOTE TANKS



Camco Rhino Tote Tanks are a ready to use kit including: tote tank with large, durable handle, oversized wheels, tank rinser, and ladder hook- 15" female to female orange Rhino greywater hose - 3' RhinoEXTREME sewer hose with swiveling bayonet and lug fittings - Clear double bayonet elbow - Clear bayonet elbow with removable 4-in-1 adapter - Bayonet and lug storage caps for the hose - Steel tow adaptor - Caps with included lanyards.

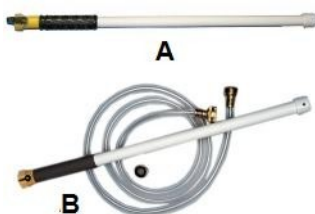
Order No.	MFG#	Description
503-9000	39000	15 GALLON TOTE TANK KIT
503-9002	39002	21 GALLON TOTE TANK KIT
503-9004	39004	28 GALLON TOTE TANK KIT
503-9006	39006	36 GALLON TOTE TANK KIT
503-9005	39005	28 GALLON TOTE TANK KIT (4-WHEELER)
503-9007	39007	36 GALLON TOTE TANK KIT (4 WHEELER)
503-9016	39016	TOW BRACKET ADAPTOR FOR RHINO 2 WHEEL MODELS
393-9485	39485	TOTE TANK ADAPTER 90 ELBOW

Plumbing - Sanitation, Tote Tanks and Holding Tank Sprayers

CAMICO

HOLDING TANK RINSERS

Completely flush out your holding tank. Easy grip handle and quarter-turn pressure-sealed valve allow complete control of water flow. Side-placed jets clean and rinse the smallest, hard to reach places. Rinsers kit includes holding tank rinsers plus a 8' hose and faucet adapter.



Order No.	Reference	MFG#	Description
504-0103	A	40103	HOLDING TANK RINSER W/VALVE
504-0113	B	40113	HOLDING TANK RINSER KIT

CAMICO

HOLDING TANK TORNADO ROTARY RINSER

Reaches every area of holding tank. This permanent tank rinsers with 360 degrees rotating head and multiple high pressure nozzles is the easiest, most sanitary way to clean holding tank. No need for hoses through windows or devices stuck down a toilet, includes back flow preventer and a 6 foot exterior access hose for quick hose connection with no mess. Patent pending.

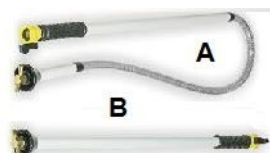


Order No.	MFG#	Description
504-0126	40126	TANK RINSER ROTARY W/HOSE

CAMICO

HOLDING TANK RINSERS SWIVEL STIK

Patented holding tank rinsers with shut-off valves dislodge and flush stubborn waste deposits and odor-causing particles left after holding tank is emptied. Powerful rotary cleaning action reaches corners and walls of tank. One-quarter turn shut-off valve at your fingertips. All brass moving parts. Flexible Swivel Stik has a flexible 55-1/2" reach for basement holding tanks.



Order No.	Reference	MFG#	Description
504-0074	A	40074	SWIVEL STICK FLEXIBLE RINSER
504-0094	B	40094	SWIVEL STICK HOLD TANK RINSER

Plumbing - Sanitation, Toilet

TOILET CLOSET FLANGE SEAL KIT / FLANGE

DH # 330-3125 closet flange seal only. DH # 349-3650 is a kit that includes two screws, nuts and one plastic fitting. Universal application.



Order No.	Reference	MFG#	Description
349-3650	A	Q23653VP	CLOSET FLANGE SEAL W/ BOLTS PKG.
330-2125	B	33239	CLOSET FLANGE SEAL BULK WSL

Plumbing - Sanitation, Toilet

Dometic

TOILET BOWL SEAL KIT SEALAND

Sealand replacement bowl seal kit is for Sealand Marine VacuFlush and RV Traveler toilets. Includes:(1) ball seal, (1) bowl seal, instructions.



Order No.	MFG#	Description
341-6140	316140	SEAL KIT SEALAND

Dometic

TOILET VACUUM BREAKER SEALAND

Sealand Vacuum breaker kit.



Order No.	MFG#	Description
341-8065	318065	VACUUM BREAKER SEALAND

Dometic

TOILET WATER VALVE SEALAND

Sealand replacement water valve for Sealand Marine VacuFlush and RV Traveler toilets.



Order No.	MFG#	Description
341-4349	314349	WATER VALVE SEALAND

Plumbing - Sanitation, Toilet Chemicals & Tissue



BIO-KLEEN KLEEN WASTE

- RV holding tank treatment deodorizes, cleans lines and breaks down waste and tissue in not only RV but also boats and portable restrooms.
- holding tank deodorant that is effective and formaldehyde free.
- Leaves holding tank or head clean and smelling like fresh, wild Michigan Cherries.
- Biodegradable, Non Aerosol



Order No.	MFG#	Description
373-1707	M01707	KLEEN WASTE (32 OZ)
373-1709	M01709	KLEEN WASTE (GALLON)

Plumbing - Sanitation, Toilet Chemicals & Tissue

PURE POWER BLUE (VALTERRA)



Pure Power Blue is a super concentrated biological enzyme/bacterial waste and odor eliminator with BioBlast Plus odor technology that is accepted at all campgrounds and enhances septic tanks. Working in black and gray tanks, the formula is formaldehyde-free, eco-friendly, and non-toxic, keeping the tank clean with a fresh clean scent. 2 oz. treats 40 gallon tank.

Order No.	MFG#	Description
392-3004	V23004	PURE POWER BLUE 40Z BOTTLE
392-3001	V23001	PURE POWER BLUE 16OZ BOTTLE
392-3102	V23102	PURE POWER BLUE 32 OZ BOTTLE



TST GREEN CONCENTRATED

- Eliminates odors and lubricates sensors in the RV holding tank
- Safe for all septic tanks
- RV and marine approved; non-formaldehyde
- 4 ounces treats 40 gallon waste holding tank



Order No.	MFG#	Description
374-0227	40227	TST (GREEN) GALLON
374-0225	40225	TST (GREEN) 64 OZ
374-0226	40226	TST (GREEN) 32 OZ
374-0221	40221	TST (GREEN) 4 OZ BOTTLES - 8 PACK
374-0264	40264	TST (GREEN) DROP-INS 15 PK BAG
374-0263	40263	TST (GREEN) DROP-INS 30 PK



TST ORANGE ULTRA CONCENTRATED

- Eliminates odors in the RV holding tank
- Powerful citrus formula
- Fresh citrus scent
- Ultra-concentrated
- 3 oz Treats a 40 gallon tank



Order No.	MFG#	Description
374-1197	41197	TST (ORANGE) GALLON
374-1195	41195	TST (ORANGE) 64 OZ
424-1192	41192	TST (ORANGE) 32 OZ
374-1191	41191	TST (ORANGE) 8-PK OF 4 OZ BOTTLES
374-1189	41189	TST (ORANGE) DROP-INS 15-PK
374-1183	41183	TST (ORANGE) DROP-INS 30-PK

Plumbing - Sanitation, Toilet Chemicals & Tissue



TST LAVENDER ULTRA CONCENTRATED

- Eliminates odors and lubricates sensors in the RV holding tank
- RV and marine approved; non-formaldehyde
- Safe for all septic tanks
- New Lavender scent



Order No.	MFG#	Description
374-1557	41557	TST LAVENDER (PURPLE) GALLON
374-1555	41555	TST LAVENDER (PURPLE) 64 OZ
374-1552	41552	TST LAVENDER (PURPLE) 32 OZ
374-1551	41551	TST LAVENDER (PURPLE) 8-PK OF 4 OZ BOTTLES
374-1559	41559	TST LAVENDER (PURPLE) DROP-INS 15-PK



TST (BLUE) ENZYME TOILET TREATMENT



- Bacterial/enzyme complex that will digest waste, tissue, fats and proteins
- 4 ounces treats 40 gallons
- All components are biodegradable
- New chemistry provides a stable product with a long shelf-life that is not temperature sensitive

Order No.	MFG#	Description
374-1507	41507	TST BLUE ENZYME (GALLON)
374-1506	41506	TST BLUE ENZYME (64 OZ)
374-1502	41502	TST BLUE ENZYME (32 OZ)
374-1501	41501	TST BLUE ENZYME (8- 4OZ BOTTLES)
374-1529	41529	TST BLUE ENZYME DROP-INS (10-PK)

Plumbing - Sanitation, Toilet Chemicals & Tissue



TOILET CHEMICAL PORTA-PAK

Holding tank and deodorizer and portion control system. Unbeatable odor prevention. Pre-packaged portion control leads to no spills. Breaks down waste and paper. Formaldehyde free! Slide zipper bag for easy storage.



Order No.	Case Pack	MFG#	Description
379-1799	12 BAGS	TOI-91799	PORTA-PAK TOILET CHEMICAL 10/BAG



TOILET CHEMICAL BIO-PAK



NEW Advanced Enzyme Formula!

Just drop a single Bio-Pak into the holding tank and add water. The natural enzyme formula starts working immediately to control odor and break down solids in the waste tank. It also quickly liquefies paper, eliminating the need for special RV Grade toilet paper. Completely safe for the environment and septic tanks

- Unbeatable odor prevention
- Pre-packaged portion control means no spills!
- Water soluble packet dissolves quickly
- Rapid breakdown of waste and paper
- Sensor cleaning and valve lubrication
- Formaldehyde-free formulation
- Slide zipper bag for easy storage
- Septic Tank safe

Order No.	CASE	MFG#	Description
379-1711	12 BAGS	BIOPPBG	BIO-PAK DROP IN DEODORIZER 10/BAG

Plumbing - Sanitation, Toilet Chemicals & Tissue



TST TABS

Camco TST RV Toilet Treatment / Tabs help to break down waste and tissue. Special fragrances has been added to help control odors. This product contains no formaldehyde, and is non staining and safe for septic tanks. A bittering agent has been added to prevent accidental swallowing. Just 1 tablet will treat up to 40 gallons of water. Recommend for use in portable and RV toilets and grey water tanks. 6/pk.



Order No.	MFG#	Description
374-1152	41152	TST TABS (6 PK)



TOILET TISSUE



Camco RV TST 1 Ply Toilet Tissue is designed to be used in RV and marine sanitation systems. It is fast-dissolving, clog-resistant toilet tissue and is biodegradable as well as septic tank safe. It contains no dyes or perfumes and is 1 ply tissue with 500 sheets per roll.

Camco TST RV & Marine Toilet Tissue / 2 Ply is designed for use in RV & marine sanitation systems. It is fast dissolving, clog resistant, biodegradable and septic tank safe. Toilet tissue contains no dyes or perfumes. 4 rolls/pk (500 sheets per roll)

Order No.	Case Pack	MFG#	Description
350-3300	4 - 4 PACKS	40274	2-PLY TOILET TISSUE 4 PACK
352-0804	24 - 4 PACKS	40276	1-PLY TOILET TISSUE 4 PACK

Plumbing - Sanitation, Toilet Chemicals & Tissue

CAMCO

TST GREY WATER ODOR CONTROL

- Eliminates odors
- Remove grease buildup in your gray water system
- Fresh lemon scent
- 4 ounces treats 40 gallon gray water tank



Order No.	MFG#	Description
374-0256	40256	TST GREY WATER ODOR CONTROL 64 OZ
374-0252	40252	TST GREY WATER ODOR CONTROL 32 OZ

Plumbing - Sanitation, Toilet Chemicals & Tissue

CAMCO

TOILET CHEMICAL TST PROBE CLEANER

Restores accurate sensor readings with a super concentrated formula that attacks residue on probes, Works in black and grey water tanks,



Order No.	MFG#	Description
374-1146	41146	TST PROBE CLEANER 32 OZ.

CAMCO

DRAIN VALVE CO-CO LUBE

Lubricate plumbing lines while you drive. Prevents sticking valves with coconut oil, making equipment last longer. Recommended for all applications: waste holding tanks, black and grey water systems.



Order No.	MFG#	Description
374-0246	40246	DRAIN VALVE CO-CO LUBE CAMCO 16 OZ.



KWIKKEE POWER STEPS



Many sizes available in single, double, and triple steps.

VISIT WWW.POWERGEARUS.COM FOR SPECS OR CALL DETROIT HITCH

SPECIAL ORDER ONLY

Steps

Steps



LCI SOLID STEP

- The Solid Step's innovative design permits the step to operate through a wide range of ride heights with adjustable leg extensions. The design also ensures that the steps stay parallel to the ground, reducing the potential for slipping or falling during use.
- The SolidStep design permits the step to stow inside of the entry door, keeping road debris and corrosion away while simultaneously permitting continuous skirt metal on the RV, enhancing the aesthetics of the coach.
- Recessed feet prevent trip hazard and maximize clearance for camping spot
- Mounting screws provided for either wood or laminate floor applications
- No bounce, manual steel step with aluminum treads
- Kickplate prevents damage to sidewall and skirt
- Extra-wide top step for easy entry and exit
- 400-pound capacity
- Includes floor backing plate



Order No.	MFG#	Description
733-0937	733937	SOLID STEP LIFT ASSIST 26"-29"
733-0939	733939	SOLID STEP LIFT ASSIST 30"-36"
733-0931	733931	SOLID STEP 26" DOUBLE
733-0932	733932	SOLID STEP 30" DOUBLE
733-8040	678040	SOLID STEP 26" TRIPLE
733-8041	678041	SOLID STEP 28" TRIPLE
733-8044	678044	SOLID STEP 30" TRIPLE
733-8047	678047	SOLID STEP 32" TRIPLE

Order No.	MFG#	Description
733-8024	678024	SOLID STEP 26" QUAD
733-8025	678025	SOLID STEP 28" QUAD
733-8027	678027	SOLID STEP 30" QUAD
733-8028	678028	SOLID STEP 32" QUAD
733-8031	678031	SOLID STEP 34" QUAD
733-8036	678036	SOLID STEP 36" QUAD
733-9640	799640	ASSIST HANDRAIL FOR SOLID STEP

Steps



MORRYDE STEP ABOVE

MORryde has developed the next generation of RV steps. No more bouncing, no more instability, no more wobbling. The StepAbove® by MORryde is the sure fix to all of these issues. Our innovative design allows you to easily store and lock your steps into the entrance of your unit - keeping them out of site and out of mind. The adjustable feet allow you to always maintain an even and stable entrance, even while parked on rough terrain. These new steps flaunt a classic MORryde durable look with all USA made parts, allowing you to have confidence in a product that is dependable and stands the test of time. Our innovative design allows you to easily store and lock your steps into the entrance of your unit - keeping them out of site and out of mind. The adjustable feet allow you to always maintain an even and stable entrance, even while parked on rough terrain. These new steps flaunt a classic MORryde durable look with all USA made parts, allowing you to have confidence in a product that is dependable and stands the test of time.



****PLEASE CALL OR REFER TO MORRYDE WEBSITE TO DETERMINE WHICH STEP YOU WILL NEED FOR YOUR APPLICATION (NEED THE STEP HT. & DOOR WIDTH)**

Order No.	OLD MFG#	NEW MFG#	Description
643-2701	STP-2-27-01H	STP-202	2 STEP STEP ABOVE (DW= 26"-28")
643-2702	STP-3-27-02H	STP-206	3 STEP STEP ABOVE (DW= 26"-28")
643-3003	STP-3-30-03H	STP-208	3 STEP STEP ABOVE (DW=30"-32")
643-2705	STP-3-27-05H	STP-207	3 STEP STEP ABOVE (DW= 26"-28")
643-3300	STP-3-30-04H	STP-209	3 STEP STEP ABOVE (DW= 30"-32")
643-4270	STP-4-27-05H	STP-212	4 STEP STEP ABOVE (DW=26"-28")
643-4300	STP-4-30-03H	STP-213	4 STEP STEP ABOVE (DW=30")
643-4029	STP214-029H		3 STEP HANDRAIL (GEN 1)

Order No.	OLD MFG#	NEW MFG#	Description
643-4006	STP214-006H		4 STEP HANDRAIL (GEN 1)
643-1121		STP214-121H	3 STEP HANDRAIL (GEN 2)
643-1120		STP214-120H	4 STEP HANDRAIL (GEN 2)
643-4099	SP54-099		STORAGE BOX TO REPLACE OLD STEP
643-2629	STP-3-26-29H	STP-205	3-STEP STEP ABOVE 26" DOOR W/ STRUT ASSIST
643-2633	STP-3-26-33H	STP-211	4 STEP STEP ABOVE 26" DOOR W/ STRUT ASSIST
643-3007	STP-3-30-07H	STP-210	3 STEP STEP ABOVE 30" DOOR W/ STRUT ASSIST
643-3009	STP-4-30-09H	STP-214	4 STEP STEP ABOVE 30" DOOR W/ STRUT ASSIST
643-4030		STP54-030	QUICK RELEASE HINGE KIT FOR 26" DOOR
643-4031		STP54-031	QUICK RELEASE HINGE KIT FOR 30" & 32" DOOR



MORRYDE QUICK CONNECT STEP



Add sure footing into and out of your RV with ground-stable, removable Quick Connect RV entry step. Even on rough terrain, adjustable feet give you bounce-free, wobble-free stability. Easily detach your step system with quick-release latches. **Handrail sold separately

Features:

- Lightweight, removable design
- Durable construction
- Quick-release paddle latches
- Adjustable feet
- 500lb weight capacity

Order No.	MFG#	Description
643-4011	STP54-011H	2-STEP QUICK CONNECT STEP
643-4010	STP54-010H	3-STEP QUICK CONNECT STEP
643-4012	STP54-012H	4-STEP QUICK CONNECT STEP
643-4029	STP214-029H	HANDRAIL FOR 3-STEP MODEL
643-4006	STP214-006H	HANDRAIL FOR 4-STEP MODEL

STEP CAMPER 3" DROP

Mounts under the bumper of campers. When open, step has a drop of 3", when closed the step is 2-3/4" below bumper. Includes perforated 20" wide tread and anti-slip safety strip. Self-storing unit can be bolted to floor or welded to frame. Finished in durable black E-coat. Several mounting holes are included to fit variety of applications.



Order No.	MFG#	Description
640-0320	320	STEP 20" CAMPER LOW PROFILE

STEP SINGLE 5" DROP

Steps can be bolted to floor or welded to frame. Perforated tread with anti-slip safety strip for added traction. 5" drop. Finished in a durable black E-coat.



Order No.	Tread Width	Overall Width	Bolt Pattern	MFG#	Description
640-0120	20"	21"	4-1/2" x 18-3/4"	120	STEP 20" SINGLE 5" DROP
640-0124	24"	25"	4-1/2" x 22-3/4"	124	STEP 24" SINGLE 5" DROP
640-0108	28"	29"	4-1/2" x 26-3/4"	128	STEP 28" SINGLE

Steps

STEP DOUBLE 12" DROP

Features perforated tread with anti-slip safety strips for added traction. Can be bolted to floor or welded to frame. Total drop of 12". Only 7-1/4" when folded. Finished in a durable black E-coat. Available in three different tread widths.



Order No.	Tread Width	MFG#	Description
640-0920	20"	920	STEP 20" DOUBLE 12" DROP
640-0924	24"	924	STEP 24" DOUBLE 12" DROP
640-0928	28"	928	STEP 28" DOUBLE 12" DROP



STEP SINGLE 24"

Easy to operate single step unit puts the step 6" closer to the ground than the standard step on most RVs. Constructed with heavy-gauge American steel. 24" wide 18" from threshold to ground.



Order No.	Width	MFG#	Description
642-1001	24"	432678	STEP SINGLE 24"

TAPE NON-SKID

Improves footing on steps, ladders, and trailer frames. Can be cut to shape and adheres to any clean, dry non-porous surface. Durable in wet or dry conditions.



Order No.	MFG#	Description
319-2210	A10-2210VP	NON-SKID TAPE 2" W X 10' L 1/PKG



STEP RUGS WRAP AROUND

Two sizes 18" or 23" wide (XL model), adjusts to fit almost any RV step. Just wrap around existing RV step and hook springs into the holes that fit step. No screws, glue or tools needed. Helps to keep RV clean by cutting down on tracked-in dirt. For manual or electric RV steps. 23" wide rug is designed to fit larger manual or electric RV steps.



Order No.	MFG#	Description
104-2921	42921	STEP RUG WRAP AROUND BROWN
104-2923	42923	STEP RUG WRAP AROUND GREEN
104-2924	42924	STEP RUG WRAP AROUND BLUE
104-2925	42925	STEP RUG WRAP AROUND GREY
104-2934	42934	STEP RUG XL BLUE
104-2936	42935	STEP RUG XL GREY

Steps

CAMCO

WRAP-A-ROUND STEP RUG 18"



The Camco Wrap-Around Turf Rug is made of artificial turf which dries quickly and helps trap dirt and debris. The improved TPE backing provides more grip between the rug and step, keeping the rug in place and making sure it doesn't slip around the step. The Wrap-Around Rug is easy to install with included springs - no screws, no glue or tools required. It is weather and mildew resistant, making it easy to clean.

Measures 17.5" x 18"

Order No.	MFG#	Description
109-0041	42917	STEP RUG WRAP AROUND 18" BROWN
109-1041	42916	STEP RUG WRAP AROUND 18" BLUE
109-1042	42915	STEP RUG WRAP AROUND 18" BLACK
109-1043	42918	STEP RUG WRAP AROUND 18" STONE GRAY

CAMCO

WRAP-A-ROUND PLUS STEP RUG 20"




The Camco Wrap-Around Turf Rug is made of artificial turf which dries quickly and helps trap dirt and debris. The improved TPE backing provides more grip between the rug and step, keeping the rug in place and making sure it doesn't slip around the step. The Wrap-Around Rug is easy to install with included springs - no screws, no glue or tools required. It is weather and mildew resistant, making it easy to clean.

Measures 22" X 20"

Order No.	MFG#	Description
109-0071	42938	STEP RUG WRAPAROUND PLUS 20" BROWN
109-1071	42937	STEP RUG WRAPAROUND PLUS 20" BLUE
109-1072	42936	STEP RUG WRAPAROUND PLUS 20" BLACK
109-1073	42939	STEP RUG WRAPAROUND PLUS 20" GRAY

CAMCO

WRAP-A-AROUND RADIUS STEP RUG 22"



The Camco Wrap-Around Turf Rug is made of artificial turf which dries quickly and helps trap dirt and debris. The improved TPE backing provides more grip between the rug and step, keeping the rug in place and making sure it doesn't slip around the step. The Wrap-Around Rug is easy to install with included springs - no screws, no glue or tools required. It is weather and mildew resistant, making it easy to clean.

Measures 22" Wide, accommodates radius front steps

Order No.	MFG#	Description
109-0204	42948	RADIUS STEP RUG 22" BLUE
109-0205	42947	RADIUS STEP RUG 22" BLACK

CAMCO

WRAP-A-ROUND JUMBO PLUS STEP RUG 23"



The Camco Wrap-Around Turf Rug is made of artificial turf which dries quickly and helps trap dirt and debris. The improved TPE backing provides more grip between the rug and step, keeping the rug in place and making sure it doesn't slip around the step. The Wrap-Around Rug is easy to install with included springs - no screws, no glue or tools required. It is weather and mildew resistant, making it easy to clean.

Measures 22" X 23"

Order No.	MFG#	Description
109-0050	42942	STEP RUG JUMBO PLUS WRAP AROUND 23" BLACK
109-1051	42943	STEP RUG JUMBO PLUS WRAP AROUND 23" BLUE
109-1053	42945	STEP RUG JUMBO PLUS WRAP AROUND 23" GRAY

Steps



SINGLE RIBBED STEP RUG 18"




The Camco Premium Wrap Around Step Rug helps trap dirt and debris. The improved TPE backing provides more grip between the rug and step, keeping the rug in place and making sure it doesn't slip around the step. The Wrap-Around Rug is easy to install with included springs - no screws, no glue or tools required. It is weather and mildew resistant, making it easy to clean.

Measures 17.5" x 18"

Order No.	MFG#	Description
109-0311	42906	STEP RUG 18" BROWN
109-0313	42907	STEP RUG 18" GRAY
109-0314	42904	STEP RUG 18" BLACK



SINGLE RIBBED STEP RUG 23"



The Camco Premium Wrap Around Step Rug helps trap dirt and debris. The improved TPE backing provides more grip between the rug and step, keeping the rug in place and making sure it doesn't slip around the step. The Wrap-Around Rug is easy to install with included springs - no screws, no glue or tools required. It is weather and mildew resistant, making it easy to clean.

Measures 22" X 23"

Order No.	MFG#	Description
109-0351	42911	STEP RUG 23" BROWN
109-0352	42910	STEP RUG 23" BLUE
109-0353	42912	STEP RUG 23" GRAY



DOUBLE RIBBED STEP RUG 23"



The Camco Premium Wrap around Ribbed Rug helps trap dirt and debris. The improved TPE backing provides more grip between the rug and the step, keeping the rug in place and making sure it does not slip around the step. The Wrap Around Rug is easy to install with included springs. It is weather resistant, making it easy to clean.

Measures: 18" x 23"

Order No.	MFG#	Description
109-0420	42953	STEP RUG 23" BLACK
109-0421	42955	STEP RUG 23" BROWN
109-0422	42954	STEP RUG 23" BLUE
109-0423	42956	STEP RUG 23" GRAY



LOOPED PVC STEP RUG

The Camco Wrap Around Scrub Rug is made of a looped PVC material the helps trap dirt and debris. The spongy material provides a more cushioned step. Easy to install includes the springs. It is eather and mildew resistant, making it easy to clean.

Order No.	MFG#	Description
109-0424	42962	SCRUB RUG 17.5" X 18" BLACK
109-0426	42963	SCRUB RUG 17.5" X 18" BROWN
109-0427	42964	SCRUB RUG 17.5" X 18" GRAY
109-0428	42966	SCRUB RUG 22" X 23" BLACK
109-0429	42967	SCRUB RUG 22" X 23" BROWN
109-0430	42968	SCRUB RUG 22" X 23" GRAY

Axle & Brake Components, Electric Brake Assemblies & Parts



BRAKE ADJUSTER SPOON (DEXTER)

BRAKE ADJUSTER SPOON DESIGNED TO MAKE IT EASIER TO ADJUST BRAKES ON THE DROP AXLES



Order No.	MFG#	Description
840-1666	071-666-00	BRAKE ADJUSTER SPOON



BRAKE ELECTRIC ASSEMBLY AND PARTS 7" X 1-1/4"

Complete Dexter Electric Brake Assembly. 7"X1-1/4"



Order No.	MFG#	Description
856-0047	K23-047-00	BRAKE ASSY 7" x 1-1/4" LEFT HAND
856-0048	K23-048-00	BRAKE ASSY 7" x 1-1/4" RIGHT HAND
840-5002	K71-045-00	SHOE & LINING KIT
840-5113	K71-057-00	MAGNET KIT WHITE WIRE
840-0121	046-121-00	MAGNET CLIP BULK
840-0016	046-016-00	BRAKE WIRE GROMMET BULK .437 DIA
840-0361	K71-361-00	BRAKE SPRING KIT INCLUDES (1) ADJUSTING SCREW SPRING, (2) SHOE HOLD DOWN SPRINGS, (1) RETRACTOR SPRING, (1) MAGNET SPRING, (2) SHOE CENTERING SPRINGS
840-0112	046-007-00	ADJUSTING SLOT PLUG BULK
840-0323	K71-323-00	ADJUSTING SCREW & SPRING INCLUDES (1) ADJ. SCREW (1) ADJ. SCREW SPRING

Axle & Brake Components, Electric Brake Assemblies & Parts



BRAKE ELECTRIC 7" X 1-1/4" (IMPORT)

Complete brake assy. 7" x 1-1/4" (IMPORT)

Order No.	MFG#	Description
856-7001	BK-7E-01	BRAKE ASSM. 7" ELECTRIC (LH)
856-7002	BK-7E-02	BRAKE ASSM. 7" ELECTRIC (RH)



BRAKE ELECTRIC 7" X 1-1/4" W/ PARK ASSEMBLY

Complete 7" x 1-1/4" Dexter electric brake assembly with park assembly.



Order No.	MFG#	Description
856-0103	K23-103-00	BRAKE ASSY 7" x 1-1/4" W/PARK LEFT HAND
856-0104	K23-104-00	BRAKE ASSY 7" x 1-1/4" W/PARK RIGHT HAND

Axle & Brake Components, Electric Brake Assemblies & Parts



BRAKE ELECTRIC ASSEMBLY AND PARTS 10" X 1-1/2" 3K

Complete 10" x 1-1/2" electric brake assembly



Order No.	MFG#	Description
856-0472	K23-472-00	BRAKE ASSY 10" X 1-1/2" LH
856-0473	K23-473-00	BRAKE ASSY 10" X 1-1/2" RH
840-0046	K71-046-00	SHOE & LINING KIT
840-5404	K71-324-00	ADJUSTING SCREW KIT INCLUDES (1) ADJUSTING SCREW (1) ADJUSTING SCREW SPRING
840-5113	K71-057-00	MAGNET ROUND WHITE WIRE FOR BRAKES PRIOR TO SEPT. 1, 1988
840-5106	K71-104-00	MAGNET OVAL GREEN WIRE (THE K71-177-00 IS NLA YELLOW WIRE)
840-0121	046-121-00	MAGNET CLIP BULK
840-0016	046-016-00	BRAKE WIRE GROMMET BULK .437 DIA
840-0362	K71-362-00	BRAKE SPRING KIT INCLUDES (1) ADJUSTING SCREW SPRING, (2) SHOE HOLD DOWN SPRINGS, (1) MAGNET SPRING, (1) RETRACTOR SPRING
840-0112	046-007-00	ADJUSTING SLOT PLUG BULK



BRAKE ELECTRIC ASSEMBLY AND PARTS 10" X 2-1/4"

Complete 10" x 2-1/4" Dexter electric brake assembly.



Order No.	MFG#	Description
856-0026	K23-026-00	BRAKE ASSY 10" x 2-1/4" LEFT HAND
856-0027	K23-027-00	BRAKE ASSY 10" x 2-1/4" RIGHT HAND
840-5003	K71-047-00	SHOE & LINING KIT
840-5404	K71-324-00	ADJUSTING SCREW KIT INCLUDES (1) ADJUSTING SCREW (1) ADJUSTING SCREW SPRING
840-5106	K71-104-00	MAGNET KIT GREEN WIRE
840-0080	046-080-00	MAGNET SPRING BULK

Order No.	MFG#	Description
840-2709	027-009-00	MAGNET CLIP BULK
840-0016	046-016-00	BRAKE WIRE GROMMET BULK .437 DIA.
840-0363	K71-363-00	BRAKE SPRING KIT NO PARKING BRAKE INCLUDES (2) RETRACTOR SPRINGS (1) ADJUSTING SCREW SPRING (2) SHOE HOLD DOWN SPRINGS (1) MAGNET SPRING
840-0112	046-007-00	ADJUSTING SLOT PLUG BULK
840-6056	046-056-00	RETRACTOR SPRING ONLY

Axle & Brake Components, Electric Brake Assemblies & Parts



BRAKE ELECTRIC 10" X 2-1/4" W/ PARK ASSEMBLY

Complete 10" x 2-1/4" Dexter electric brake with park assembly.



Order No.	MFG#	Description
856-0086	K23-086-00	BRAKE ASSY 10" x 2-1/4" W/PARK LEFT HAND
856-0087	K23-087-00	BRAKE ASSY 10" x 2-1/4" W/PARK RIGHT HAND



BRAKE ELECTRIC 10" X 2-1/4" (IMPORT)

Standard electric brake assemblies from LCI implement an electric actuation system to safely stop your trailer. They are made to fit various hub sizes and axle capacities for many applications. The brakes are easy to adjust and tailor to your trailer. We recommend inspecting and adjusting your electric drum brakes after the first 200 miles of operation and approximately every 3,000 miles thereafter.



Order No.	MFG#	Description
856-2258	122258	BRAKE ASSY. 10 X 2.25 (LH)
856-2245	122450	BRAKE ASSY. 10 X 2.25 (RH)



TRP 10" X 2-1/4" SELF ADJUSTING BRAKE (IMPORT)

- CSA Compliant
- SAE rated friction material
- Manufactured to automotive standards in ISO/TS-16949 registered factory
- Magnets tested 100% for full force and conductivity

Self-Adjusting



Order No.	MFG#	Description
856-0010	BK-10E-01SA	BRAKE ASSEM TRP 10X2.25 SELF ADJUSTING (LH)
856-0011	BK-10E-02SA	BRAKE ASSEM. TRP 10X2.25 SELF ADJUSTING (RH)

Axle & Brake Components, Electric Brake Assemblies & Parts



BRAKE ELECTRIC 10" X 2-1/4" NEV-R-ADJUST



Complete 10" x 2-1/4" Dexter Electric Nev-R-Adjust

Order No.	MFG#	Description
856-0468	K23-468-00	BRAKE ASSY 10 X 2-1/4" NEV-R-ADJUST LH
856-0469	K23-469-00	BRAKE ASSY 10" X 2-1/4" NEV-R-ADJUST RH
840-6810	K71-681-00	SHOE & LINING KIT LH
840-6820	K71-682-00	SHOE & LINING KIT RH
840-0703	K71-703-00	ADJUSTER KIT
840-5106	K71-104-00	MAGNET KIT GREEN WIRE
840-0363	K71-363-00	BRAKE SPRING KIT NO PARKING BRAKE INCLUDES (2) RETRACTOR SPRINGS (1) ADJUSTING SCREW SPRING (2) SHOE HOLD DOWN SPRINGS (1) MAGNET SPRING

BRAKE AL-KO & HAYES 10" X 2-1/4" ELECTRIC PARTS HUB PARTS ALSO



Replacement parts for Al-Ko & Hayes 10" x 2-1/4" electric brakes also included hub parts.

Order No.	MFG#	Description
840-8119	K568119	MAGNET KIT
840-6205		RH ACTUATING LEVER
840-5404		ADJUSTING SCREW KIT INCLUDES (1) ADJUSTING SCREW (1) ADJUSTING SCREW SPRING
840-5502		OUTER BEARING KIT WITH 44649 BEARING CONE AND 44610 RACE
854-1719		GREASE SEAL DBL. LIP 1.72" ID X 2.565" OD

Axle & Brake Components, Electric Brake Assemblies & Parts



BRAKE ELECTRIC 10" X 2-1/4" ELECTRIC 4400#



Complete 10" x 2-1/4" electric brake assembly for a D44 (4400#) axle. AFTER: 5-1-2009

Order No.	MFG#	Description
856-0462	K23-462-00	BRAKE ASSY 10" X 2-1/4" LH
856-0463	K23-463-00	BRAKE ASSY 10" X 2-1/4" RH
840-6720	K71-672-00	SHOE & LINING KIT
840-5114	K71-125-00	MAGNET KIT BLACK WIRE
840-5404	K71-324-00	ADJUSTER SCREW KIT INCLUDES (1) ADJUSTING SCREW, (1) ADJUSTING SCREW SPRING
840-0363	K71-363-00	BRAKE SPRING KIT NO PRKING BRAKE INCLUDES (2) RETRACTOR SPRINGS, (1) ADJUSTING SCREW SPRING, (2) SHOE HOLD DOWN SPRINGS, (1) MAGNET SPRING

Axle & Brake Components, Electric Brake Assemblies & Parts



BRAKE ELECTRIC 10" X 2-1/4" 4400# NEV-R-ADJUST



Complete 10" x 2-1/4" electric brake assembly for a D44 (4400#) axle. AFTER: 5-1-09

Order No.	MFG#	Description
856-0478	K23-478-00	BRAKE ASSY 10" X 2-1/4" (LH) NEV-R-ADJUST
856-0479	K23-479-00	BRAKE ASSY 10" X 2-1/4" (RH) NEV-R-ADJUST
840-6980	K71-698-00	SHOE & LINING KIT (LH)
840-6990	K71-699-00	SHOE & LINING KIT (RH)
840-5114	K71-125-00	MAGNET KIT (BLACK WIRE)
840-0703	K71-703-00	ADJUSTER KIT

Axle & Brake Components, Electric Brake Assemblies & Parts



BRAKE ELECTRIC ASSEMBLY AND PARTS 12" X 2" 6K

Complete 12" x 2" Dexter electric brake assembly 6K (CSA 5.2K) 5 bolt mounting.



Order No.	MFG#	Description
856-0105	K23-105-00	BRAKE ASSY 12" x 2" LEFT HAND 5 BOLT MOUNT
856-0106	K23-106-00	BRAKE ASSY 12" x 2" RIGHT HAND 5 BOLT MOUNT
840-5010	K71-127-00	SHOE & LINING KIT

Order No.	MFG#	Description
840-5404	K71-324-00	ADJUSTING CREW KIT INCLUDES: 1-ADJUSTING SCREW, 1-ADJUSTING SCREW SPRING
840-5109	K71-105-00	MAGNET KIT (WHITE WIRE)
840-0080	046-080-00	MAGNET SPRING BULK

Axle & Brake Components, Electric Brake Assemblies & Parts



BRAKE ELECTRIC ASSEMBLY AND PARTS 12" X 2" 6K (continued)

Order No.	MFG#	Description
840-2709	027-009-00	MAGNET RETAINING CLIP BULK
840-0016	046-016-00	BRAKE WIRE GROMMET (BULK) .437 DIA.
840-0363	K71-363-00	BRAKE SPRING KIT INCLUDES: 2- RETRACTOR SPRINGS, 1- ADJUSTING SCREW SPRING, 2- SHOE HOLD DOWN SPRINGS, 1- MAGNET SPRING

Order No.	MFG#	Description
840-0112	046-007-00	ADJUSTING SLOT PLUGS (BULK)
840-2705	027-005-00	MAGNET WIRE CLIP (BULK)

Axle & Brake Components, Electric Brake Assemblies & Parts



BRAKE ELECTRIC 12" X 2" ASSEMBLY AND PARTS NEV-R-ADJUST 6K

Complete 12" x 2" Dexter Electric 6K Nev-R-Adjust.



Order No.	MFG#	Description
856-0458	K23-458-00	BRAKE ASSY 12" X 2" SELF ADJ LEFT HAND
856-0459	K23-459-00	BRAKE ASSY 12" X 2" SELF ADJ RIGHT HAND
840-0675	K71-675-00	SHOE & LINING KIT (LH)
840-0676	K71-676-00	SHOE & LINING KIT (RH)
840-5109	K71-105-00	MAGNET KIT (WHITE WIRE)
840-0679	K71-679-00	ADJUSTER KIT

Axle & Brake Components, Electric Brake Assemblies & Parts



BRAKE ELECTRIC 12" X 2" W/ PARK BRAKE ASSEMBLY 6K

Complete 12" x 2" Dexter electric brake with park assembly 6K (CSA 5.2K).




Order No.	MFG#	Description
856-0112	K23-112-00	BRAKE ASSY 12" x 2" W/PARK LEFT HAND
856-0113	K23-113-00	BRAKE ASSY 12" x 2" W/PARK RIGHT HAND



BRAKE ELECTRIC 12" x 2" 6K 4 OR 5 HOLE MOUNT

Complete-12" x 2" 6K (CSA 5.2K) universal electric brake assembly. 4 or 5 bolt mounting.



Order No.	MFG#	Description
856-0803	023-105-09	BRAKE ASSY 12" x 2" LEFT HAND 4 OR 5 HOLE MOUNT
856-0703	023-106-09	BRAKE ASSY 12" x 2" RIGHT HAND 4 OR 5 HOLE MOUNT

Axle & Brake Components, Electric Brake Assemblies & Parts



BRAKE ELECTRIC ASSEMBLY AND PARTS 12" X 2" 7K

Complete 12" x 2" Dexter electric brake assembly 7K.



Order No.	MFG#	Description
856-0180	K23-180-00	BRAKE ASSY 12" x 2" (7K) LEFT HAND
856-0181	K23-181-00	BRAKE ASSY 12" x 2" (7K) RIGHT HAND
840-5010	K71-127-00	SHOE & LINING KIT
840-5404	K71-324-00	ADJUSTING CREW KIT INCLUDES: 1- ADJUSTING SCREW, 1- ADJUSTING SCREW SPRING
840-5114	K71-125-00	MAGNET KIT (BLACK WIRE)
840-2709	027-009-00	MAGNET RETAINING CLIP (BULK)
840-0016	046-016-00	BRAKE WIRE GROMMET (BULK) .437 DIA.
840-0363	K71-363-00	BRAKE SPRING KIT INCLUDES: 2-RETRACTOR SPRINGS, 1- ADJUSTING SCREW SPRING, 2- SHOE HOLD DOWN SPRING, 1-MAGNET SPRING
840-0112	046-007-00	ADJUSTING SLOT PLUG (BULK)

Axle & Brake Components, Electric Brake Assemblies & Parts



BRAKE ELECTRIC 12" X 2" ASSEMBLY AND PARTS NEV-R-ADJUST 7K



Complete 12" x 2" Dexter Electric 7k Nev-R-Adjust

Order No.	MFG#	Description
856-0464	K23-464-00	BRAKE ASSY 12" X 2" NEV-R-ADJUST LEFT HAND
856-0465	K23-465-00	BRAKE ASSY 12" X 2" NEV-R-ADJUST RIGHT HAND
840-0675	K71-675-00	SHOE & LINING KIT (LH)
840-0676	K71-676-00	SHOE & LINING KIT (RH)
840-5114	K71-125-00	MAGNET KIT (BLACK WIRE)
840-0679	K71-679-00	ADJUSTER KIT

Axle & Brake Components, Electric Brake Assemblies & Parts



12" X 2" BRAKE ASSY. (IMPORT) LCI

Standard electric brake assemblies from LCI implement an electric actuation system to safely stop your trailer. They are made to fit various hub sizes and axle capacities for many applications. The brakes are easy to adjust and tailor to your trailer. We recommend inspecting and adjusting your electric drum brakes after the first 200 miles of operation and approximately every 3,000 miles thereafter.



Order No.	MFG#	Description
856-2250	122259	ELEC. BRAKE ASSY. 12X2 (LH)
856-2451	122451	ELEC. BRAKE ASSY. 12X2 (RH)
856-0012	1222593	BRAKE ASSEM. 12X2 7K SELF ADJUSTING (LH)
856-0013	1224513	BRAKE ASSEM. 12X2 7K SELF ADJUSTING (RH)

Axle & Brake Components, Electric Brake Assemblies & Parts

BRAKE AL-KO & HAYES 12" X 2" ELECTRIC PARTS HUB PARTS ALSO



Replacement parts for Al-Ko & Hayes 12" x 2" electric brakes also included hub parts.

Order No.	MFG#	Description
840-6005	K568 126	SHOE & LINING KIT
840-5404	K71- 324- 00	ADJUSTING SCREW KIT INCLUDES (1) ADJUSTING SCREW (1) ADJUSTING SCREW SPRING

Axle & Brake Components, Electric Brake Assemblies & Parts



BRAKE ELECTRIC 12-1/4" X 2-1/2" ASSEMBLY AND PARTS 7.2K

12-1/4" x 2-1/2" Dexter electric brake assembly with manual adjust brake (7.2K). Cast Backing Plate used AFTER MAY 2000



Order No.	MFG#	Description
856-0428	K23-428-00	BRAKE ASSY 12-1/4" x 2-1/2"(7.2K) LEFT HAND
856-0429	K23-429-00	BRAKE ASSY 12-1/4" x 2-1/2"(7.2K) RIGHT HAND
840-0410	K71-410-00	SHOE & LINING KIT (FOR STAMPED BEFORE 04/00)
840-0411	K71-411-00	ADJUSTING SCREW AND SPRING KIT
840-0378	K71-378-00	MAGNET KIT (RED WIRE) 7.2K-15K
840-2750	027-050-00	MAGNET RETAINING CLIP (BULK)

Order No.	MFG#	Description
840-2739	027-039-00	MAGNET WIRE CLIP (BULK)
840-0016	046-016-00	BRAKE WIRE GROMMET (BULK) .437 DIA
840-0112	046-007-00	ADJUSTING SLOT PLUG (BULK)
840-1412	K71-412-00	SPRING KIT
840-0497	K71-497-00	SHOE & LINING KIT (FOR CAST PLATE AFTER 04/00) LH
840-0496	K71-496-00	SHOE & LINING KIT (FOR CAST PLATE AFTER 04/00) RH

Axle & Brake Components, Electric Brake Assemblies & Parts



TRP 12-1/4 X 3-3/8 BRAKE ASSEM. (IMPORT) 8K

8K, 12 1/4" x 3 3/8"



- CSA Compliant
- SAE rated friction material
- Manufactured to automotive standards in ISO/TS-16949 registered factory
- Magnets tested 100% for full force and conductivity

Order No.	MFG#	Description
856-0008	BK-8KE-01	BRAKE ASSEM. 12.25 X 3-3/8 8K (LH)
856-0009	BK-8KE-02	BRAKE ASSEM. 12.25 X 3-3/8 8K (RH)

Axle & Brake Components, Electric Brake Assemblies & Parts



TRP 12.25X3-3/8 BRAKE ASSEM. (IMPORT) 10K

10K, 12 1/4" x 4"



- CSA Compliant
- SAE rated friction material
- Manufactured to automotive standards in ISO/TS-16949 registered factory
- Magnets tested 100% for full force and conductivity

Order No.	MFG#	Description
856-0100	BK-10KE-01	BRAKE ASSEM. 12.25 X 3 3/8 10K (LH)
856-0111	BK-10KE-02	BRAKE ASSEM. 12.25 X 3-3/8 10K (RH)



BRAKE ELECTRIC 12-1/4" X 3-3/8" W/FSA BRAKE 8K




Complete 12-1/4" x 3-3/8" Dexter electric brake assembly with F.S.A. brake (8K).

Order No.	MFG#	Description
856-0097	K23-434-00	BRAKE ASSY 12-1/4" x 3-3/8" (8K) LEFT HAND
856-0098	K23-435-00	BRAKE ASSY 12-1/4" x 3-3/8" (8K) RIGHT HAND



BRAKE ELECTRIC 12-1/4" X 3-3/8" FSA BRAKE 9K & 10K GD



Complete 12-1/4" x 3-3/8" Dexter electric brake assembly with FSA brake 9-10K GD.

Order No.	MFG#	Description
856-0195	K23-450-00	BRAKE ASSY 12-1/4" x 3-3/8" (9K) LEFT HAND
856-0196	K23-451-00	BRAKE ASSY 12-1/4" x 3-3/8" (9K) RIGHT HAND

Axle & Brake Components, Electric Brake Assemblies & Parts



BRAKE PARTS DEXTER 12-1/4" x 3-3/8" ELECTRIC 8K 9/10K GD

Replacement brake parts for Dexter 12-1/4" x 3-3/8" electric brakes 8K, 9/10K GD.



Order No.	MFG#	Description
840-0049	K71-049-00	LH SHOE & LINING KIT FOR STAMPED BACKING PLATE PRIOR TO APRIL, 2000
840-0050	K71-050-00	RH SHOE & LINING KIT FOR STAMPED BACKING PLATE PRIOR TO APRIL, 2000
840-0499	K71-499-00	LH SHOE & LINING KIT FOR CAST BACKING PLATE AFTER APRIL, 2000
840-0498	K71-498-00	RH SHOE & LINING KIT FOR CAST BACKING PLATE AFTER APRIL, 2000
840-0418	K71-418-00	BRAKE ADJUSTER KIT INCLUDES (1) LEVER SPRING LH (1) LEVER SPRING RH (1) ADJUSTING SCREW ASSEMBLY LH (1) ADJUSTING SCREW ASSEMBLY RH (1) ADJUSTING LEVER LH (1) ADJUSTING LEVER RH (2) ADJUSTING CABLES FOR STAMPED BACKING PLATES
840-5040	K71-504-00	BRAKE ADJUSTER KIT LH INCLUDES- 1 -ADJUSTING SCREW ASSEMBLY (LH), 1 -ADJUSTER CABLE, 1- ADJUSTING LEVER (LH) FOR CAST BACKING PLATES
840-5050	K71-505-00	BRAKE ADJUSTER KIT RH INCLUDES: 1- ADJUSTING SCREW ASSEMBLY RH, 1- ADJUSTER CABLE, 1- ADJUSTER LEVER RH FOR CAST BACKING PLATES
840-0378	K71-378-00	MAGNET RED WIRE 7-15K
840-2750	027-050-00	MAGNET RETAINING CLIP BULK


Order No.	MFG#	Description
840-2739	027-039-00	MAGNET WIRE CLIP BULK
840-0016	046-016-00	BRAKE WIRE GROMMET BULK .437 DIA.
840-0421	K71-421-00	BRAKE SPRING KIT FOR STAMPED BACKING PLATE INCLUDES (1) REAR RETRACTOR SPRING (1) ADJUSTING SCREW SPRING (1) FRONT RETRACTOR SPRING (2) CENTERING SPRINGS
840-5060	K71-506-00	BRAKE SPRING KIT FOR CAST BACKING PLATE INCLUDES (1) RETRACTOR SPRING (2) CENTERING SPRINGS (1) ADJUSTER SPRING
840-0112	046-007-00	ADJUSTING SLOT PLUG BULK
840-6132	046-132-00	ADJUSTER CLIP THREAD END
840-6133	046-133-00	ADJUSTER CLIP BARREL END
840-1152	036-115-20	DUST SHIELD 8K (4-HOLE)
840-1521	036-115-21	DUST SHIELD 9-10K (7-HOLE)

Axle & Brake Components, Electric Brake Assemblies & Parts



BRAKE ELECTRIC 12 X 3-3/8 HAYES/ALKO 8K

Electric brake assem. reverse self-adjusting 12 x 3-3/8. 8k hayes/alko. 4-bolt mounting




Order No.	MFG#	Description
856-0532	K23-532-00	BRAKE ASSY 12 X 3-3/8 (LH)
856-0533	K23-533-00	BRAKE ASSY 12 X 3-3/8 (RH)

Axle & Brake Components, Electric Brake Assemblies & Parts



BRAKE ELECTRIC 12-1/4 X 3-1/2 (HAYES/ALKO) 9-12K

Electric brake assem. reverse self-adjusting 12.25 x 3.5. 9-12k hayes/alko. 5-bolt mounting



Order No.	MFG#	Description
856-0528	K23-528-00	BRAKE ASSY 12.25 X 3.5 RSA (LH)
856-0529	K23-529-00	BRAKE ASSY 12.25 X 3.5 RSA (RH)

Axle & Brake Components, Electric Brake Assemblies & Parts



TRP 12.25X4 BRAKE ASSM. (IMPORT) 10K HD

10K, 12 1/4" x 4"



- CSA Compliant
- SAE rated friction material
- Manufactured to automotive standards in ISO/TS-16949 registered factory
- Magnets tested 100% for full force and conductivity

Order No.	MFG#	Description
856-1000	BK-10KEHD-01SA	BRAKE ASSM 12.25X4 10KHD (LH) SELF ADJUSTING
856-1001	BK-10KEHD-02SA	BRAKE ASSM 12.25X4 10KHD (RH) SELF ADJUSTING

Axle & Brake Components, Electric Brake Assemblies & Parts



BRAKE ELECTRIC 12-1/4" X 4" FSA BRAKE 10K HD

Complete 12-1/4" x 4" Dexter electric brake assembly with F.S.A. brake (10K HD).



Order No.	MFG#	Description
856-0198	K23-438-00	BRAKE ASSY 12-1/4" x 4" (10K) HD LEFT HAND
856-0199	K23-439-00	BRAKE ASSY 12-1/4" x 4" (10K) HD RIGHT HAND

Axle & Brake Components, Electric Brake Assemblies & Parts



BRAKE PARTS DEXTER 12-1/4" x 4" ELECTRIC 10K HD

Replacement brake parts for Dexter 12-1/4" x 4" electric brakes 10K HD.



Order No.	MFG#	Description
840-0051	K71-051-00	LH SHOE & LINING KIT FOR STAMPED BACKING PLATE PRIOR TO APRIL 1, 2000
840-0052	K71-052-00	RH SHOE & LINING KIT FOR STAMPED BACKING PLATE PRIOR TO APRIL 1, 2000
840-0501	K71-501-00	LH SHOE & LINING KIT FOR CAST BACKING PLATE AFTER APRIL 1, 2000
840-0500	K71-500-00	RH SHOE & LINING KIT FOR CAST BACKING PLATE AFTER APRIL 1, 2000
840-0418	K71-418-00	BRAKE ADJUSTER KIT INCLUDES (1) LEVER SPRING LH (1) LEVER SPRING RH (1) ADJUSTING SCREW ASSEMBLY LH (1) ADJUSTING SCREW ASSEMBLY RH (1) ADJUSTING LEVER LH (1) ADJUSTING LEVER RH (2) ADJUSTING CABLES FOR STAMPED BACKING PLATE
840-5040	K71-504-00	BRAKE ADJUSTER KIT LH INCLUDES- 1-ADJUSTING SCREW ASSEMBLY (LH), 1-ADJUSTER CABLE, 1-ADJUSTING LEVER (LH) FOR CAST BACKING PLATES
840-5050	K71-505-00	BRAKE ADJUSTER KIT RH INCLUDES- 1-ADJUSTING SCREW ASSEMBLY RH, 1-ADJUSTER CABLE, 1-ADJUSTER LEVER RH FOR CAST BACKING PLATES

Order No.	MFG#	Description
840-0378	K71-378-00	MAGNET RED WIRE 7-15K
840-2750	027-050-00	MAGNET RETAINING CLIP BULK
840-2739	027-039-00	MAGNET WIRE CLIP BULK
840-0016	046-016-00	BRAKE WIRE GROMMET BULK .437 DIA.
840-0421	K71-421-00	BRAKE SPRING KIT FOR STAMPED BACKING PLATE INCLUDES (1) REAR RETRACTOR SPRING (1) ADJUSTING SCREW SPRING (1) FRONT RETRACTOR SPRING (2) CENTERING SPRINGS
840-5060	K71-506-00	BRAKE SPRING KIT FOR CAST BACKING PLATE INCLUDES (1) RETRACTOR SPRING (2) CENTERING SPRINGS (1) ADJUSTER SPRING
840-0112	046-007-00	ADJUSTING SLOT PLUG BULK
840-6132	046-132-00	ADJUSTER CLIP THREAD END

Axle & Brake Components, Electric Brake Assemblies & Parts



BRAKE PARTS DEXTER 12-1/4" x 4" ELECTRIC 10K HD (continued)

Order No.	MFG#	Description
84-6133	046-133-00	ADJUSTER CLIP BARREL END

Axle & Brake Components, Electric Brake Assemblies & Parts



BRAKE ELECTRIC 12-1/4" X 5" (12-16K)



Brake assm. 12-1/4" x 5" electric. 5 bolt mounting

Order No.	MFG#	Description
856-4741	4741-L	LH BRAKE ASSM. 12-1/4 X 5 (5 BOLT MOUNT)
856-4742	4741-R	RH BRAKE ASSM. 12-1/4 X 5 (5 BOLT MOUNT)



TRP 12.25X5 BRAKE ASSM (IMPORT) 12K

- CSA Compliant
- SAE rated friction material
- Manufactured to automotive standards in ISO/TS-16949 registered factory
- Magnets tested 100% for full force an conductivity



Order No.	MFG#	Description
856-1200	BK-12KE-HD-01	BRAKE ASSM. 12.25 X 5 (LH) 12K
856-1222	BK-12KE-HD-02	BRAKE ASSM 12.25 X 5 (RH) 12K

Order No.	MFG#	Description
840-1522	036-115-22	DUST SHIELD 10K

Axle & Brake Components, Electric Brake Assemblies & Parts



BRAKE ELECTRIC 12-1/4" X 5" FSA BRAKE 12K HD



DEXTER 12-1/4" x 5" HD FSA Left Hand complete electric brake assembly. Forward Self Adjusting / Heavy Duty application. Mounts to 7-hole axle brake flange. This brake is rated to a maximum capacity of 12,000 lbs. per pair. (Black Wire Magnet) SELF ADJUSTING FEATURE: Forward Self Adjusting (FSA) feature adjusts the brakes on both forward and reverse stops. Brake adjustment occurs when lining wear results in enough gap between the shoes and the brake drum surface. This added clearance will allow the adjuster mechanism to rotate the screw assembly at the bottom of the brake. That action expands the distance between the shoes and thus closes the gap to the drum surface.

Order No.	MFG#	Description
856-0442	K23-442-00	BRAKE ASSY DEX12.25X5 (12K) HD LEFT HAND
856-0443	K23-443-00	BRAKE ASSY DEX 12.25X5 (12K) HD RIGHT HAND

Axle & Brake Components, Electric Brake Assemblies & Parts



BRAKE ELECTRIC 12-1/4" X 5" FSA BRAKE 15K HD



DEXTER 12-1/4" x 5" HD FSA Left Hand complete electric brake assembly. Forward Self Adjusting / Heavy Duty application. Mounts to 7-hole axle brake flange. This brake is rated to a maximum capacity of 15,000 lbs. per pair. (Blue Wire Magnet) SELF ADJUSTING FEATURE: Forward Self Adjusting (FSA) feature adjusts the brakes on both forward and reverse stops. Brake adjustment occurs when lining wear results in enough gap between the shoes and the brake drum surface. This added clearance will allow the adjuster mechanism to rotate the screw assembly at the bottom of the brake. That action expands the distance between the shoes and thus closes the gap to the drum surface.

Order No.	MFG#	Description
856-0446	K23-446-00	BRAKE ASSY 12-1/4" X 5" (15K) HD LH
856-0447	K23-447-00	BRAKE ASSY 12-1/4" X 5" (15K) HD RH

Axle & Brake Components, Electric Brake Assemblies & Parts



BRAKE PARTS DEXTER 12-1/4 " X 5" ELECTRIC 12/15K

Replacement brake parts for Dexter 12-1/4" x 5" electric brakes 12/15K that we stock all other parts are special order.



Order No.	MFG#	Description
840-0053	K71-053-00	SHOE AND LINING LH FOR STAMPED BACKING PLATE (PRIOR TO 4/00)
840-0054	K71-054-00	SHOE AND LINING RH FOR STAMPED BACKING PLATE (PRIOR TO 4/00)
840-0503	K71-503-00	SHOE & LINING LH FOR CAST BACKING PLATE (AS OF 4/00)
840-0502	K71-502-00	SHOE & LINING RH FOR CAST BACKING PLATE (AS OF 4/00)
840-0418	K71-418-00	BRAKE ADJUSTER KIT INCLUDES (1) LEVER SPRING LH (1) LEVER SPRING RH (1) ADJUSTING SCREW ASSEMBLY LH (1) ADJUSTING SCREW ASSEMBLY RH (1) ADJUSTING LEVER LH (1) ADJUSTING LEVER RH (2) ADJUSTING CABLES FOR STAMPED BACKING PLATE
840-5040	K71-504-00	BRAKE ADJUSTER KIT LH INCLUDES- 1 -ADJUSTING SCREW ASSEMBLY (LH), 1 -ADJUSTER CABLE, 1- ADJUSTING LEVER (LH) FOR CAST BACKING PLATES
840-5050	K71-505-00	BRAKE ADJUSTER KIT RH INCLUDES: 1- ADJUSTING SCREW ASSEMBLY RH, 1- ADJUSTER CABLE, 1- ADJUSTER LEVER RH FOR CAST BACKING PLATES
840-0421	K71-421-00	BRAKE SPRING KIT FOR STAMPED BACKING PLATE INCLUDES (1) REAR RETRACTOR SPRING (1) ADJUSTING SCREW SPRING (1) FRONT RETRACTOR SPRING (2) CENTERING SPRINGS


Order No.	MFG#	Description
840-5060	K71-506-00	BRAKE SPRING KIT INCLUDES: 1- RETRACTOR SPRING, 2- CENTERING SPRINGS, 1- ADJUSTER SPRING FOR CAST BACKING PLATE
840-0378	K71-378-00	MAGNET 7-15K (RED WIRE)
840-2739	027-039-00	MAGNET WIRE CLIP BULK
840-0016	046-016-00	BRAKE WIRE GROMMET BULK .437 DIA.
840-0112	046-007-00	ADJUSTING SLOT PLUG BULK
840-6132	046-132-00	ADJUSTER CLIP THREAD END
840-6133	046-133-00	ADJUSTER CLIP BARREL END
840-1153	036-115-23	DUST SHIELD 12-15K

Axle & Brake Components, Brake Mounting Hdwe



BRAKE DUST SHIELD

Improves the life of brake assemblies by keeping road debris and the elements off the assembly.



Order No.	Fits	MFG#	Reference	Description
840-1152	12-1/4 X 3-3/8 8K	036-115-20		DUST SHIELD
840-1521	12-1/4" X 3-3/8" 9/10K GD	036-115-21	A	DUST SHIELD
840-1522	12-1/4" X 4" 10K HD	036-115-22	B	DUST SHIELD
840-1153	12-1/4 X 5 12K & 15K	036-115-23		DUST SHIELD



BRAKE FLANGE

3 versions.



Order No.	Hole	Reference	MFG#	Description
851-2006	4	A	PLF-41.64	BRAKE MOUNTING FLANGE FOR BTR SPINDLES 1.64" ROUND AXLE
851-2007	4	A	PFL-41.75	BRAKE MOUNTING FLANGE FOR 1.75" ROUND AXLE
851-3006	4	B	PFL-42.27	BRAKE MOUNTING FLANGE FOR TTH SPINDLES 2-3/8" ROUND AXLE
851-5006	5	C	PFL-52.75B	BRAKE MOUNTING FLANGE FOR 3" ROUND AXLE

BRAKE MOUNTING BOLT/NUT

10" and 12" brake mounting bolts and nuts.



Order No.	MFG#	Description
858-1200		10" BRAKE MOUNTING BOLT 7/16" - 20 X 1" GR5
858-2200		10" BRAKE MOUNTING NUT 7/16" - 20
858-1240		12" BRAKE MOUNTING BOLT 3/8" - 24 X 1" GR5
858-2240		12" BRAKE MOUNTING NUT 3/8" - 24
858-5043	CSG043F0175Z	BRAKE MOUNTING BOLT FOR 8K-15K
858-5044	NFG5043FZ	BRAKE MOUNTING NUT 8K-15K

Axle & Brake Components, Brake Mounting Hdwe

BRAKE MOUNTING STUDS PRESS-IN

Press in for 7", 10" and 12".



Order No.	MFG#	Description
854-0410	007-041-00	BRAKE MOUNTING STUD PRESS-IN 7/16" - 20 X .89" GR 5 FOR 7" & 10" BRAKES BULK
854-0412	007-112-00	BRAKE MOUNTING STUD PRESS-IN 3/8" - 24 X .88" GR5 FOR 12" BRAKES BULK

Axle & Brake Components, Hydraulic & Disc Brake Assemblies and Parts



BRAKE HYDRAULIC 7" X 1-3/4" UNI-SERVO ASSEMBLY AND PARTS

Complete 7" x 1-3/4" Dexter hydraulic brake assembly Uni--Servo.



Order No.	MFG#	Description
856-0398	K23-398-00	BRAKE ASSY 7" x 1-3/4" HYDRAULIC UNI-SERVO LEFT HAND
856-0399	K23-399-00	BRAKE ASSY 7" x 1-3/4" HYDRAULIC UNI-SERVO RIGHT HAND
840-0466	K71-466-00	SHOE & LINING KIT
840-8003	054-080-03	LH BRAKE CYLINDER UNI-SERVO 1" DIA
840-8004	054-080-04	RH BRAKE CYLINDER UNI-SERVO 1" DIA
840-1270	046-127-00	ADJUSTER SPRING
840-1260	046-126-00	RETRACTOR SPRING

Axle & Brake Components, Hydraulic & Disc Brake Assemblies and Parts



BRAKE HYDRAULIC 10" X 2-1/4" ASSEMBLY AND PARTS

Complete 10" x 2-1/4" Dexter hydraulic brake assembly Uni-Servo.

Order No.	MFG#	Description
856-0312	K23-312-00	BRAKE ASSY 10" x 2-1/4" HYDRAULIC UNI-SERVO LEFT HAND
856-0313	K23-313-00	BRAKE ASSY 10" x 2-1/4" HYDRAULIC UNI-SERVO RIGHT HAND
840-0267	K71-267-00	SHOE & LINING KIT
840-0337	K71-337-00	LH BRAKE CYLINDER UNI SERVO 1-1/8" DIA
840-0338	K71-338-00	RH BRAKE CYLINDER UNI-SERVO 1-1/8" DIA
840-4060	054-060-00	PUSH ROD FOR BRAKE CYL.
840-5404	K71-324-00	ADJUSTING SCREW & SPRING KIT
840-0339	K71-339-00	LH BRAKE CYLINDER DUO-SERVO
840-0340	K71-340-00	RH BRAKE CYLINDER DUO-SERVO



Axle & Brake Components, Hydraulic & Disc Brake Assemblies and Parts



BRAKE CYLINDER FOR 10" AND 12" BRAKES

Brake Cylinder Uni-servo (1-1/8" bore) fits 10" and 12" hydraulic brakes



Order No.	MFG#	Description
840-4064	054-064-00	BRAKE CYLINDER (LH) UNI SERVO
840-4065	054-065-00	BRAKE CYLINDER (RH) UNI-SERVO

Axle & Brake Components, Hydraulic & Disc Brake Assemblies and Parts



BRAKE HYDRAULIC 10" X 2-1/4" FREE BACKING ASSEMBLY. & PARTS



Complete 10" x 2-1/4" Dexter hydraulic brake assembly free backing.

Order No.	MFG#	Description
856-0344	K23-344-00	BRAKE ASSY 10" x 2-1/4" HYDRAULIC FREE BACKING LEFT HAND
856-0345	K23-345-00	BRAKE ASSY 10" x 2-1/4" HYDRAULIC FREE BACKING RIGHT HAND
840-0393	K71-393-00	SHOE & LINING KIT
840-3970	K71-397-00	ADJUSTER SCREW & SPRING KIT
840-0337	K71-337-00	LH BRAKE CYLINDER UNI-SERVO
840-0338	K71-338-00	RH BRAKE CYLINDER UNI-SERVO

Axle & Brake Components, Hydraulic & Disc Brake Assemblies and Parts



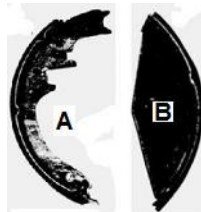
BRAKE ASSEMBLY DICO 10" X 2-1/4" HYDRAULIC STANDARD FREEBACKING

Dico 10" x 2-1/4" hydraulic standard freebacking assemblies.

Order No.	MFG#	Description
856-4715	BK-40715	COMPLETE BRAKE ASSEMBLY RH
856-4716	BK-40716	COMPLETE BRAKE ASSEMBLY LH

BRAKE SHOES DICO 10" X 2-1/4" FREE BACKING

DH # 843-4371 Works with (10" X 2-1/4") Premier and Galvanized free backing. DH # 843-4372 Works with (10" X 2-1/4") Premier, Galvanized free backing and Premier Uni-Servo.



Order No.	Reference	MFG#	Description
843-4372	A	040-422-00	SHOE AND LINING SECONDARY DICO PREMIER / GALVANIZED 10" X 2-1/4" FREE BACKING RIVETED
843-4371	B	040-411-00	SHOE AND LINING FRONT DICO PREMIER / GALVANIZED 10" X 2-1/4" FREE BACKING RIVETED



BRAKE HYDRAULIC 12" X 2" UNI-SERVO 5.2K ASSEMBLY & PARTS

Complete 12" x 2" Dexter hydraulic brake assembly 5.2K Uni-Servo.



Order No.	MFG#	Description
856-0324	K23-324-00	BRAKE ASSY 12" x 2" HYDRAULIC UNI-SERVO LEFT HAND
856-0325	K23-325-00	BRAKE ASSY 12" x 2" HYDRAULIC UNI-SERVO RIGHT HAND
840-0268	K71-268-00	SHOE & LINING KIT
840-0337	K71-337-00	LH BRAKE CYLINDER UNI-SERVO 1-1/8 DIA
840-0338	K71-338-00	RH BRAKE CYLINDER UNI-SERVO 1-1/8 DIA
840-4060	054-060-00	PUSH ROD FOR BRAKE CLY
840-0396	K71-396-00	ADJUSTING SCREW AND SPRING KIT
840-0339	K71-339-00	LH BRAKE CYLINDER DUO-SERVO
840-0340	K71-340-00	RH BRAKE CYLINDER DUO-SERVO

Axle & Brake Components, Hydraulic & Disc Brake Assemblies and Parts



BRAKE ASSEMBLY DICO 12" X 2" HYDRAULIC PREMIER FREEBACKING

Dico 12" x 2" hydraulic freebacking assemblies.

Order No.	MFG#	Description
856-4895	BK-42028	COMPLETE BRAKE ASSEMBLY RH
856-4896	BK-42029	COMPLETE BRAKE ASSEMBLY LH



BRAKE HYDRAULIC 12"X2" FREE BACKING 7K ASSEMBLY AND PARTS



Complete Dexter Brake assembly Hydraulic Free Backing 7K uni-servo.

Order No.	MFG#	Description
856-0342	K23-342-00	BRAKE ASSY 12"X2" HYDRAULIC FREE BACKING LH
856-0343	K23-343-00	BRAKE ASSY 12"X2" HYDRAULIC FREE BACKING RH
856-0340	K23-340-00	BRAKE ASSY 12X2 HYD FREE BACKING WITH PARKING BRAKE (LH)
856-0341	K23-341-00	BRAKE ASSY 12X2 HYD FREE BACKING WITH PARKING BRAKE (RH)
840-0394	K71-394-00	LH SHOE & LINING
840-0395	K71-395-00	RH SHOE & LINING
840-3980	K71-398-00	ADJUSTING SCREW AND SPRING KIT

Axle & Brake Components, Hydraulic & Disc Brake Assemblies and Parts



BRAKE HYDRAULIC 12X2 7K UNI SERVO



Complete 12"x2" hydraulic 7000# uni-servo brake assembly

Order No.	MFG#	Description
856-0338	K23-338-00	BRAKE ASSY 12"X2" HYD. LH
856-0339	K23-339-00	BRAKE ASSY. 12"X2" HYD. RH



BRAKE HYDRAULIC 12" X 2" 7K DOU-SERVO



Complete 12" x 2" hydraulic 7000# duo-servo brake assembly.

Order No.	MFG#	Description
856-0337	K23-337-00	BRAKE ASSY 12" X 2" HYDRAULIC RH
856-0336	K23-336-00	BRAKE ASSY 12" X 2" HYDRAULIC LH

Axle & Brake Components, Hydraulic & Disc Brake Assemblies and Parts



DISC BRAKE KITS AND PARTS (DEEMAXX)



AVAILABLE AS SPECIAL ORDER AT THIS TIME. Please call for further information regarding this product.



DISC BRAKE SLIP-ON AXLE KITS (KODIAK)



Trailer disc brake kit includes 2 assemblies with corrosion-resistant, Dacromet-plated rotors; calipers; and mounting brackets.

- Brake assemblies make it easy to change from an idler axle to a disc brake axle
- Disc brakes deliver better performance than drum brakes
- More consistent stopping, even at highway speeds
- Dramatically shorter stopping distance
- Maintenance costs are lower than for drum brakes
- Fewer moving parts to maintain, repair and replace
- Dacromet coating provides superior corrosion resistance for freshwater or saltwater use
- 300- to 400-Hour salt-spray rating

Order No.	MFG#	Description
859-0010	2/R-10-DDD-K	DISC BRAKE AXLE KIT 10" SLIP-ON (5-LUG)
859-0012	2/R-12-DDD-K	DISC BRAKE AXLE KIT 12" SLIP-ON (6-LUG)

Axle & Brake Components, Hydraulic & Disc Brake Assemblies and Parts



DISC BRAKE SINGLE WHEEL KIT (KODIAK)



Kit includes 1 full brake assembly

- 1 Dacromet-plated, cast iron rotor-and-hub assembly
- 1 Dacromet-plated, cast iron caliper
- 1 Dacromet-plated, ductile iron caliper-mounting bracket
- 2 Stainless steel caliper-mounting bolts
- Bearings, races, seal, and grease cap
- Wheel studs and lug nuts
- MADE IN THE USA

Order No.	MFG#	Description
859-1111	1/H-10-DDD-R	SINGLE WHEEL KIT 10" W/ ATTACHING PARTS
859-2222	1/H-12-DDD-R	SINGLE WHEEL KIT 12" W/ ATTACHING PARTS

Axle & Brake Components, Hydraulic & Disc Brake Assemblies and Parts



DISC BRAKE INTERGAL AXLE KITS (KODIAK)



Trailer disc brake kit includes 2 corrosion-resistant, Dacromet-plated hub-and-rotor assemblies, as well as stainless steel calipers and dacromet mounting brackets

Order No.	MFG#	Description
857-2820	2/H-8-2-DDDD-K	8" HUB/ROTOR AXLE KIT (INTEGRAL) 5- LUG 2K
859-1000	2/H-10-DDD-K	10" HUB/ROTOR AXLE KIT (INTEGRAL) 5-LUG
859-1200	2/H-12-DDD-K	12" HUB/ROTOR AXLE KIT (INTEGRAL) 6-LUG
859-3378	2/H-133-7-8-DDD-K	13" HUB/ROTOR AXLE KIT (INTEGRAL) 8-LUG



INTEGRAL ROTOR/HUB (KODIAK) DAC COATED

HUB/ROTOR ONLY 10" & 12"



Order No.	MFG#	Description
859-0100	R/H-10-D-S	10" HUB/ROTOR (5-LUG) DAC COATED
859-0013	R/H-12-D-S	12" HUB/ROTOR (6-LUG) DAC COATED
859-0078	R/H-133-7-8-S	13" HUB/ROTOR (8-LUG) DAC COATED

Axle & Brake Components, Hydraulic & Disc Brake Assemblies and Parts



SLIP-ON ROTOR (KODIAK) DAC COATED



Slip-on rotor fits over your idler axle and is held on by the wheel and wheel bolts. Dacromet construction and vented design combine to form a long-lasting, superior-functioning rotor.

Features:

- Slip-on, over-the-hub rotor makes it easy to convert idler axle to disc brake axle
- Fits over standard idler hub and is held in place by wheel and wheel bolts
- No need to replace entire hub-and-rotor assembly if only hub or rotor becomes damaged
- Distance from hub face to hub face will increase by approximately 1/2"
- Vented design effectively dissipates heat, preventing heat-related damage
- Cast iron construction ensures a favorable friction coefficient for necessary stopping power
- Dacromet plating provides superior corrosion resistance for freshwater or saltwater use
- 300- to 400-Hour salt-spray rating
- Made in the USA

Order No.	MFG#	Description
859-1110	RTR-10-D	SLIP-ON ROTOR 10" DAC COATED
859-2212	RTR-12-D	SLIP-ON ROTOR 12" DAC COATED
859-0378	RTR-133-7-8-D	SLIP-ON ROTOR 13" DAC COATED

Axle & Brake Components, Hydraulic & Disc Brake Assemblies and Parts



CALIPER MOUNTING BRACKET 10" (KODIAK)



Caliper-mounting bracket is designed for use with disc brakes featuring machined hub-and-rotor assemblies. Mounts on either right-hand or left-hand 4-bolt brake flange. Embossing and side-support design ensure absolute security.

Order No.	MFG#	Description
859-1010	CMB-10I-E	CALIPER MOUNTING BRACKET (E-COAT) FOR 10" INTEGRAL ROTOR
859-2210	CMB-10I-D	CALIPER MOUNTING BRACKET (DAC) FOR 10" INTEGRAL ROTOR

Axle & Brake Components, Hydraulic & Disc Brake Assemblies and Parts



CALIPER MOUNTING BRACKET 12" (KODIAK)



Caliper-mounting bracket is designed for use with disc brake assemblies featuring either over-the-hub rotors or machined hub-and-rotor assemblies. Mounts on either right-hand or left-hand 5-bolt brake flange.

Features:

- Heavy-duty, ductile iron construction
- Dacromet plating provides superior corrosion resistance for freshwater or saltwater use
- 300- to 400-Hour salt-spray rating
- Embossed bolt holes provide extra thread contact for caliper guide bolts
- Tight, secure connection between bracket and caliper
- Side support ensures that load is carried by bracket, not bolts
- Stiffeners reduce vibration when you brake
- Universal design works for either left-hand or right-hand assemblies
- Made in the USA

Order No.	MFG#	Description
859-3312	CMB-12-E-D	CALIPER MOUNTING BRACKET 12" (E-COAT)
859-4412	CMB-12-U-D	CALIPER MOUNTING BRACKET 12" (DAC)

Axle & Brake Components, Hydraulic & Disc Brake Assemblies and Parts



CALIPER MOUNTING BRACKET 13" (KODIAK)



Caliper mounting bracket for 7k axles. Available in e-coat or DAC coating. Has 5-hole mounting

Order No.	MFG#	Description
859-1337	CMB-133-7-E	CALIPER MOUNTING BRACKET (E-COAT)
859-0337	CMB-133-7-D	CALIPER MOUNTING BRACKET (DAC)

Axle & Brake Components, Hydraulic & Disc Brake Assemblies and Parts



10", 12" DISC BRAKE CALIPER PARTS (KODIAK)

Replacement parts for Kodiak 225 & 250 caliber



Order No.	MFG#	Description
859-0004	DBC-NPT-ADP/BBS	BRASS BLEED PORT (1/4"-28 BLEED SCREW W/ 1/8"ADAPTER)
859-1112	DBC-MHBS B	RUBBER BUSHING FOR GUIDE BOLT SLEEVE
859-0011	DBC-MHBS	STAINLESS STEEL SLEEVE FOR GUIDE BOLT
859-0000	DBC-MB	O-RING FOR GUIDE BOLT SLEEVE
859-0001	DBC-MHGB	STAINLESS STEEL GUIDE BOLT (M11 X 1.5) W/ THREAD LOCK (5/16" ALLEN OR 1/2" HEX)
857-0005	DBC-FIF-MP-90	ADAPTER PORT
859-2250	DBC-225-CRM-PAD	BRAKE PADS FOR 225 KODIAK

Order No.	MFG#	Description
859-1225	DBC-225-BOOT	RUBBER DUST BOOT FOR KODIAK 225
859-3225	DBC-225-SEAL	PISTON SEAL FOR KODIAK 225
859-2225	DBC-225-PSTN-SS	2-1/4" STAINLESS STEEL PISTON
859-0225	DBC-225-D	REPLACEMENT 225 CALIPER 10" & 12" (DAC COATED)
859-0250	DBC-250-D	REPLACEMENT 250 CALIPER 13" (DAC COATED)
859-2500	DBC-250-CRM-PAD	BRAKE PADS FOR 250 KODIAK
859-1113	DBC-225-K	CALIPER REBUILD KIT FOR 225 (INCLUDES 1-BOOT,2-BUSHING, 2-GUIDE BOLTS,1- S.S. PISTON AND 1-SEAL)

Axle & Brake Components, Hydraulic & Disc Brake Assemblies and Parts



KODIAK 204 CALIPER, BRACKET, ROTOR




Fits standard 545 hub flange diameter of 6.5? or less.

Order No.	MFG#	Description
857-0111	ROTOR-10-SB-DAC	ROTOR 10" DAC COATED FOR 204 CALIPER
857-0204	DBC-204-SB-D	REPLACEMENT CALIPER FOR THE KODIAK 204
857-1110	CMB-10-SB-D	CALIPER MOUNTING BRACKET FOR 204 CALIPER
857-2204	DBC-204-CRM-PAD	REPLACEMENT PADS FOR KODIAK 204



DB35 DISC BRAKE PARTS (UFP)



UFP DB-35 Disc Brake Caliper, Zinc Plated Right Side UFP (Unique Functional Products) DB-35 Zinc Plated Disc Brake Caliper loaded with Pads.

Order No.	MFG#	Description
857-4105	41050LU	DB35 CALIPER W/PADS (UFP) LH
857-4106	41050RU	DB35 CALIPER W/ PADS (UFP) RH
857-3176	31766UK	DB35 REPLACEMENT PADS (AXLE SET)
857-4104	41041U	HUB/ROTOR 5 ON 4.5 (DB35)
857-3003	33003U	CALIPER SPRING CLIP FOR THE DB35
857-3300	33006U	CALIPER RETAINING WIRE FOR DB35
857-3090	33090U	CALIPER BOLT ONLY FOR DB35
857-9112	130-99-112	CALIPER LH (IMPORT) FOR DB35
857-9113	130-99-113	CALIPER RH (IMPORT) FOR DB35
859-7101	130-37-101	ROTOR/HUB 3.5K (IMPORT) DB35

Axle & Brake Components, Hydraulic & Disc Brake Assemblies and Parts



DB42 DISC BRAKE PARTS (UFP)

Old Style - Prior to 2005



Order No.	MFG#	Description
857-3602	36020LU	DB42 CALIPER LH
857-6020	36020RU	DB42 CALIPER RH
857-3301	33016U	DB42 REPLACEMENT BRAKE PADS EACH WHEEL
857-3315	33155U	DB42 RETAINING WIRE
857-3607	36075U	DB42 SPRING CLIP
857-4103	41038U	DB42 HUB/ROTOR 5 ON 4.5



TIE DOWN ENGINEERING DISC BRAKE

TIE DOWN ENGINEERING DISC BRAKE PARTS



Order No.	MFG#	Description
857-2114	TD12114	7/16-20 SS CALIPER BOLTS
857-4630	TD46304A	TDE CALIPER INCLUDES PADS (DOES NOT INCLUDE BOLTS)
857-6845	TD46845TLX	HUB/ROTOR FOR 3.5K FOR VORTEX CAP (THREADED)
857-4684	TD46845TVXA	VORTEX END UNIT HUB/ROTOR 3.5K
857-6210	TD46210TVXA	VORTEX END UNIT IDLER HUB 3.5K
857-4835	TD48355BV	OIL CAP VORTEX 1.25-3.5K
857-4676	TD44676G	RETRO FIT CALIPER BRACKET FOR 9.6" ROTOR
857-6846	TD46845EC	HUB/ROTOR 3.5K FOR GREASE APPLICATION (NOT THREADED)



RUBBER BRAKE HOSE

Hydraulic brake hose is 18-7/8" long and comes with 1/8" e-coated steel male and female fittings on either end. Connects the hydraulic brake steel line from the actuator to the lines that go to the trailer brakes.



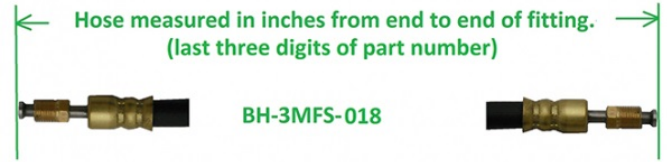
Order No.	MFG#	Description
857-6196	05982	18-7/8" LONG RUBBER BRAKE HOSE

Axle & Brake Components, Hydraulic & Disc Brake Assemblies and Parts



RUBBER BRAKE HOSES

Kodiak now offers new and innovative Hydraulic Disc Brake hoses that work on their kits, and others using equivalent brake hoses sizes. These brake hoses feature new innovative patent pending adaptations that will increase the performance and lifespan of your disc brake hoses. Kodiak has added a stainless steel flare to their brake hoses to eliminate the possible of split during installation. In addition, Kodiak has added a stainless steel extension to the end of each brake hoses to increase the space for your tools when tightening the hoses. Also, these hoses offer 40% more thread to yield a stronger, more leak proof connection. They are extremely high pressure and UV resistant rubber flexible hoses that are DOT approved for trailer usage. The ends are 3/16" Male inverted flare fittings with swivel that use 3/8-24 thread, which will fit most trailer calipers, master cylinders, and solenoid valves. Hose measurement is from tip to tip.



DOT Brake Hose with Stainless Steel Flares and Brass Fittings.

Salt Corrosion Resistant!

Order No.	MFG#	Description
859-0112	BH-3MFS-012	BRAKE HOSE 3/16" 12" LONG
859-0018	BH-3MFS-018	BRAKE HOSE 3/16" 18" LONG
859-0024	BH-3MFS-024	BRAKE HOSE 3/16" 24" LONG
859-0036	BH-3MFS-036	BRAKE HOSE 3/16" 36" LONG
859-0042	BH-3MFS-042	BRAKE HOSE 3/16" 42" LONG
859-0072	BH-3MFS-072	BRAKE HOSE 3/16" 72" LONG

Axle & Brake Components, Hydraulic & Disc Brake Assemblies and Parts



RUBBER BRAKE HOSE 90 DEG.



DOT Brake Hose with Stainless Steel 90 Degree Flare and Female Inverted Flare with Brass Fittings.

Salt Corrosion Resistant!

This flexible, rubber line acts as part of a trailer's hydraulic braking system. Stainless steel flares, brass fittings, and a high thread engagement help prevent splits, corrosion, and leaks. diameter: 1/8" Fitting size: 3/16" Thread size: 3/8"-24 3-Year limited warranty Flexible Brake Hose with 90-Degree Swivel This Kodiak brake hose is made of rubber, making it a practical choice

Order No.	MFG#	Description
859-0009	BH-3MFS9090-009	BRAKE HOSE 3/16" 9.5" LONG 90 DEG.
859-0019	BH-3MFS90-019	BRAKE HOSE 3/16" 19" LONG 90 DEG.
859-0021	BH-3MFS90-021	BRAKE HOSE 3/16" 21" LONG 90 DEG.
859-2100	BH-3MFS90FF-021	BRAKE HOSE 3/16" 21" LONG 90 DEG.

Order No.	MFG#	Description
859-0096	BH-3MFS-096	BRAKE HOSE 3/16" 96" LONG
859-0204	BH-3MFS-204	BRAKE HOSE 3/16" 204" LONG
859-0228	BH-3MFS-228	BRAKE HOSE 3/16" 228" LONG
859-0264	BH-3MFS-264	BRAKE HOSE 3/16" 264" LONG
859-0288	BH-3MFS-288	BRAKE HOSE 3/16" 288" LONG
859-0360	BH-3MFS-360	BRAKE HOSE 3/16" 360" LONG

Axle & Brake Components, Hydraulic & Disc Brake Assemblies and Parts



BRAKE LINE FITTINGS

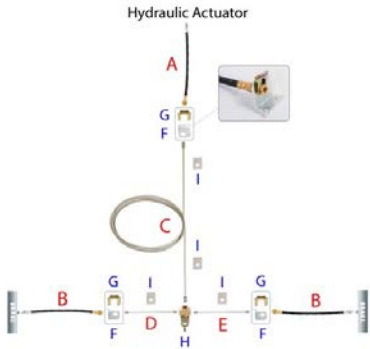


Order No.	MFG#	Description
859-0003	BH-T-3FIF	T-FITTING BRASS 1/8"X3/16" FIF
859-3000	BH-L-3FIF	L-FITTING BRASS 1/8"X3/16" FIF
859-0300	BH-X-3FIF	X-FITTING BRASS 1/8"X3/16" FIF
859-0030	BH-C-3FIF	C-FITTING BRASS 1/8"X3/16" FIF

Axle & Brake Components, Hydraulic & Disc Brake Assemblies and Parts



HYDRUALIC BRAKE LINE PLUMBING KIT(SINGLE AXLE)



Designed for single axle trailers with DRUM brakes, this hydraulic brake line kit includes:

- 1-193" steel line
- 1-17" steel lines
- 1-80" steel lines
- 1-hose brkt
- 1- brake line retainer clip
- 1-3/16" brake tees
- 4- brake line control clips
- 1-18-7/8" long rubber hoses
- 1- 5/8" machine bushing

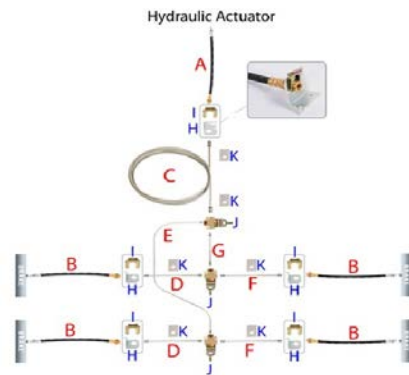
made in the USA

Order No.	MFG#	Description
857-8881	5426	SINGLE AXLE PLUMBING KIT

Axle & Brake Components, Hydraulic & Disc Brake Assemblies and Parts



HYDRUALIC BRAKE LINE PLUMBING KIT(TANDEM AXLE)



Designed for tandem axle trailers with DRUM brakes, this hydraulic brake line kit includes:

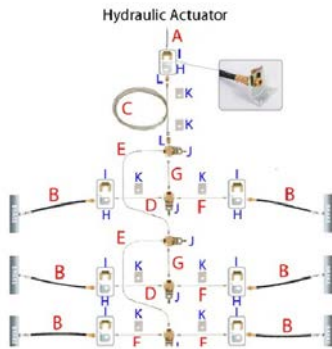
- 1-193" steel line
- 2-17" steel lines
- 2-80" steel lines
- 1-hose brkt
- 1- brake line retainer clip
- 3-3/16" brake tees
- 8- brake line control clips
- 2-18-7/8" long rubber hoses
- 1- 5/8" machine bushing
- 1-4-1/2" steel line
- 1-30" steel line

made in the USA

Order No.	MFG#	Description
857-8891	5429	TANDEM AXLE PLUMBING KIT

Axle & Brake Components, Hydraulic & Disc Brake Assemblies and Parts

HYDRUALIC BRAKE LINE PLUMBING KIT (TRIPLE AXLE)



- Provides lines and fittings needed to run brake fluid from actuator to brakes
- (1) 12-27/32" Long, flexible hose
- (6) 18-25/32" Long, flexible hose
- (3) 17" Long, steel line
- (2) 30" Long, steel line
- (3) 66" Long, steel lines
- (2) 4-1/2" Long, steel line
- (1) 19' Long, steel line with 1/4" diameter
- (6) Hose brackets
- (6) Hose clips
- (5) Tees with brackets
- (12) Line-retaining clips
- (2) Adapter fittings - 1/4" to 3/16"
- Designed for use on trailers with 3 axles
- Works with disc brake and drum brake applications

AVAILABLE WHILE SUPPLIES LAST

Order No.	MFG#	Description
857-8892	071-B27-00	TRIPLE AXLE PLUMBING KIT *WSL

Axle & Brake Components, Hubs & Drums



HUB 4 BOLT 2000 LB.

Tapped holes grease lube 4-4.00 BC
2K Idler Axle 1-1/16" or 1" spindle



Order No.	MFG#	Description
852-1000	008-090-04	HUB ONLY 1-1/16" OR 1" SPINDLE
853-1001		HUB W/ALL ATTACHING PARTS 1-1/16" SPINDLE
850-4649		BEARING CONE # L44649 - 1-1/16" SPINDLE
852-0150		GREASE SEAL DOUBLE LIP 1-1/16" SPINDLE
852-0213		GREASE CAP
858-1221		WHEEL BOLT 1/2-20 13/16" HEAD
850-4643		BEARING CONE # L44643 - 1" SPINDLE
852-2194		GREASE SEAL DOUBLE LIP 1" SPINDLE
853-1000		HUB W/ALL ATTACHING PARTS 1" SPINDLE

Axle & Brake Components, Hubs & Drums



HUB 4 STUD 2000 LB.

Studded grease lube 4-4.00 BC
2K Idler Axle 1-1/16" or 1" spindle



Order No.	MFG#	Description
852-1002	008-091-05	HUB ONLY 1-1/16" OR 1" SPINDLE
853-1003		HUB W/ALL ATTACHING PARTS 1-1/16" SPINDLE
850-4649		BEARING CONE # L44649 - 1-1/16" SPINDLE
852-0150		GREASE SEAL DOUBLE LIP 1-1/16" SPINDLE
852-0213		GREASE CAP
858-1220		WHEEL NUT 1/2"-20 13/16" HEAD
850-4643		BEARING CONE # L44643 - 1" SPINDLE
852-2194		GREASE SEAL DOUBLE LIP FOR 1" SPINDLE
853-1002		HUB W/ALL ATTACHING PARTS 1" SPINDLE



HUB 4 STUD 2000LB (IMPORT)

Studded 4-4.00 BC
2K Idler Hub for 1-1/16" and 1" spindle



Order No.	MFG#	Description
852-8440	88440-5	HUB ONLY 4-STUD 2K



HUB 5 BOLT 2000 LB.

1/2" tapped holes 5-4.50 BC
2K Axle 13" - 15" wheels only



Order No.	MFG#	Description
852-1500	008-259-04	HUB ONLY 1-1/16" OR 1" SPINDLE
853-1501		HUB W/ALL ATTACHING PARTS 1-1/16" SPINDLE
850-4649		BEARING CONE # L44649 - 1-1/16" SPINDLE
852-0150		GREASE SEAL DOUBLE LIP 1-1/16" SPINDLE
852-0213		GREASE CAP
858-1221		WHEEL BOLT 1/2-20 13/16" HEAD
850-4643		BEARING CONE # L44643 - 1" SPINDLE
852-2194		GREASE SEAL DOUBLE LIP 1" SPINDLE
853-1500		HUB W/ALL ATTACHING PARTS 1" SPINDLE

Axle & Brake Components, Hubs & Drums



HUB 5 STUD 2000 LB. 8"-12" WHEEL

Studded 5-4.50 BC
2K AXLE 1-1/16" or 1" spindle
8" - 12" wheels only



Order No.	MFG#	Description
852-1502	008-259-05	HUB ONLY 1-1/16" OR 1" SPINDLE
853-1503		HUB W/ALL ATTACHING PARTS 1-1/16" SPINDLE
850-4649		BEARING CONE # L44649- 1-1/16" SPINDLE
852-0150		GREASE SEAL DOUBLE LIP 1-1/16" SPINDLE
852-0213		GREASE CAP
858-1220		WHEEL NUT 1/2"-20 13/16" HEAD
850-4643		BEARING CONE # L44643 - 1" SPINDLE
852-2194		GREASE SEAL DOUBLE LIP 1" SPINDLE
853-1502		HUB W/ALL ATTACHING PARTS 1" SPINDLE



HUB 5 STUD 2000LB 8"-12" WHEEL (IMPORT)

Studded 5-4.50 BC
2k Axle 1-1/16" or 1" spindle
8"-12" wheels only



Order No.	MFG#	Description
852-8545	88545-5	HUB ONLY 2K 5-STUD 8-12" WHEEL



HUB 5 STUD 2000 LB, 13"-15" WHEEL

Studded 5-4.50 BC
2K Axle 1-1/16" or 1" spindle, **13" - 15" wheels only**



Order No.	MFG#	Description
852-1510	008-258-05	HUB ONLY 1-1/16" OR 1" SPINDLE
853-1511		HUB W/ALL ATTACHING PARTS 1-1/16" SPINDLE
850-4649		BEARING CONE # L44649 - 1-1/16" SPINDLE
852-0150		GREASE SEAL DOUBLE LIP - 1-1/16" SPINDLE
852-0213		GREASE CAP
858-1220		WHEEL NUT 1/2"-20 13/16" HEAD
850-4643		BEARING CONE # L44643 - 1" SPINDLE
852-2194		GREASE SEAL DOUBLE LIP 1" SPINDLE
853-1510		HUB W/ALL ATTACHING PARTS 1" SPINDLE

Axle & Brake Components, Hubs & Drums



HUB 5 STUD 2000 LB 13"-15" WHEEL (IMPORT)

Studded 5-4.50 BC
2K Axle 1-1/16 & 1" spindle
13" - 15" WHEELS ONLY



Order No.	MFG#	Description
852-0012	FS1-2A	HUB ONLY 5-STUD 2K 13-15"

2000 LB IDLER HUB 5 STUD - RELIABLE

- Hub with studs and races only, fits 1" or 1-1/16" spindle
- Hub journal length is 3-1/2" thru the center from rear casting edge to front casting edge.
- (Lug nuts and bearings sold separately)
- Spindle Size: 1" or 1-1/16"
- Bolt Circle: 5 on 4-1/2"



Order No.	MFG#	Description
852-1400	BT150-A	IDLER HUB 5 STUD-RELIABLE



HUB 5 STUD 3500 LB. (5 ON 4.50)

5K Idler Axle Studded 1.718 grease seal
5-4.50 Bolt Circle

Inner Bearing - 850-8149
Outer Bearing - 850-4649
Seal - 854-1719

Grease Cap - 852-0213 (std.) 852-0214 (ez lube)



Order No.	MFG#	Description
852-5451	008-248-05	HUB ONLY 5-4.50 BOLT CIRCLE
853-5451		HUB W/ALL ATTACHING PARTS 5-4.50 BOLT CIRCLE
853-54511		HUB W/ ALL ATTACHING PARTS (EZ LUBE) 5-4.50 BOLT

Axle & Brake Components, Hubs & Drums



HUB 5-STUD 3500 LB. (IMPORT)

Studded 5-4.50 BC

3.5K - Inner bearing / race (68149 / 68111)

Outer bearing / race (44649 / 44610)



Order No.	MFG#	Description
852-4545	ID-84545	HUB ONLY (5 ON 4.50 BC)



HUB 5 STUD 3.5K (5 ON 4.75)

3.5K Idler Hub with 5 on 4.75 Bolt Circle

Inner Bearing- 850-8149

Outer Bearing - 850-4649

Seal- 854-1719



Order No.	MFG#	Description
852-5475	RVI-U-5475	HUB ONLY (5 ON 4.75 BOLT CIRCLE)
853-5475		HUB W/ ALL ATTACHING PARTS (5 ON 4.75 BOLT CIRCLE)



HUB 5 STUD 3.5K (5 ON 5.00)

3.5K Idler Hub with 5 on 5.00 Bolt Circle

Inner Bearing- 850-8149

Outer Bearing - 850-4649

Seal- 854-1719



Order No.	MFG#	Description
852-5500	RVI-U-5500	HUB ONLY (5 ON 5.00 BOLT CIRCLE)
853-5500		HUB W/ ALL ATTACHING PARTS (5 ON 5.00 BC)

Axle & Brake Components, Hubs & Drums



HUB 5 STUD 3.5K (5 ON 5.50)

3.5K Idler Hub with 5 on 5.50 Bolt Circle

Inner Bearing- 850-8149

Outer Bearing - 850-4649

Seal- 854-1719



Order No.	MFG#	Description
852-5550	RVI-U-5550	HUB ONLY (5 ON 5.5 BC)
853-5550		HUB W/ ALL ATTACHING PARTS (5 ON 5.5 BC)



HUB 6 STUD 3500 LB.

For 3.5K Idler Axle

6-5.50 Bolt Circle. studded, 1.718 grease seal



Order No.	MFG#	Description
852-6550	ID-84655-5	HUB ONLY
853-6550		HUB W/ALL ATTACHING PARTS
850-4649		BEARING CONE OUTER # L44649
850-8149		BEARING CONE INNER # L68149
852-0213		GREASE CAP
854-1719		GREASE SEAL DOUBLE LIP
858-1220		WHEEL NUT 1/2"-20 13/16" HEAD



HUB 6 STUD 5200 LB.

For 5.2K Idler Axle

6-5.50 Bolt Circle, studded, 2.125 grease seal



Order No.	MFG#	Description
852-6551	ID-82655-5	HUB ONLY
853-6551		HUB W/ALL ATTACHING PARTS
850-5123		BEARING CONE OUTER #15123
850-5580		BEARING CONE INNER # 25580
852-0211		GREASE CAP
854-2125		GREASE SEAL DOUBLE LIP
858-1220		WHEEL NUT 1/2"-20 13/16" HEAD

Axle & Brake Components, Hubs & Drums



HUB 8 STUD 7000 LB.

7K Axle 8-6.50 BC 2.25" grease seal



Order No.	MFG#	Description
852-8650	ID-82865-5	HUB ONLY
853-8650		HUB W/ALL ATTACHING PARTS
850-4125		BEARING CONE OUTER # 14125A
850-5580		BEARING CONE INNER # 25580
852-0291		GREASE CAP
852-1036		GREASE SEAL DOUBLE LIP
858-1220		WHEEL NUT 1/2"-20 13/16" HEAD



HUB/DRUM 4 STUD 7" - HYDRAULIC

2K Idler 1-1/16" spindle, hyd. brakes
4-4.00 BC, studded, grease lube



Order No.	MFG#	Description
852-7040	008-276-05	HUB/DRUM ONLY
853-7041		HUB/DRUM W/ALL ATTACHING PARTS 1-1/16" SPINDLE
850-4649		BEARING CONE # L44649 1-1/16" SPINDLE
852-0150		GREASE SEAL DOUBLE LIP 1-1/16" SPINDLE
852-0213		GREASE CAP
850-4643		BEARING CONE # 44643 1" SPINDLE
850-2194		GREASE SEAL DBL LIP 1" SPINDLE
858-1220		WHEEL NUT 1/2"-20 13/16" HEAD
853-7040		HUB/DRUM W/ ALL ATTACHING PARTS 1" SPINDLE



HUB/DRUM 5 STUD 7"- HYDRAULIC

2K Idler 1-1/16" OR 1" spindle, HYD.
Brakes 5-4.50 bc 1/2" studs



Order No.	MFG#	Description
852-7050	008-271-07	HUB/DRUM ONLY
853-7051		HUB/DRUM W/ALL ATTACHING PARTS 1-1/16" SPINDLE
850-4649		BEARING CONE 44649 1-1/16" SPINDLE
852-0150		GREASE SEAL DBL LIP 1-1/16" SPINDLE
852-0213		GREASE CAP
858-1220		WHEEL NUT 1/2"-20 W/ 13/16" HEAD
850-4643		BEARING CONE # 44643 1" SPINDLE
850-2194		GREASE SEAL DBL LIP 1" SPINDLE
853-7050		HUB/DRUM W/ ALL ATTACHING PARTS 1" SPINDLE

Axle & Brake Components, Hubs & Drums



HUB/DRUM 4 STUD 7"- ELECTRIC

2K Idler 1-1/16" & 1" spindle elec. brakes
4.40 Bolt Circle. studded, grease lube



Order No.	MFG#	Description
852-7140	008-173-16	HUB/DRUM ONLY 1-1/16" SPINDLE OR 1" SPINDLE
853-7141		HUB/DRUM W/ALL ATTACHING PARTS 1-1/16" SPINDLE
850-4649		BEARING CONE # L44649 - 1-1/16" SPINDLE
852-0150		GREASE SEAL DOUBLE LIP 1-1/16" SPINDLE
852-0213		GREASE CAP
858-1220		WHEEL NUT 1/2"-20 13/16" HEAD
850-4643		BEARING CONE # L44643 - 1" SPINDLE
852-2194		GREASE SEAL DOUBLE LIP 1" SPINDLE
853-7140		HUB/DRUM W/ALL ATTACHING PARTS 1" SPINDLE



HUB/DRUM 5 STUD 7"- ELECTRIC

2K Idler hub 1-1/16" or 1" spindle electric
brakes
5-4.50 BC studded grease lube



Order No.	MFG#	Description
852-7150	008-257-05	HUB/DRUM ONLY 1-1/16" OR 1" SPINDLE
853-7151		HUB/DRUM W/ALL ATTACHING PARTS 1-1/16" SPINDLE
850-4649		BEARING CONE # L44649 - 1-1/16" SPINDLE
852-0150		GREASE SEAL DOUBLE LIP 1-1.16" SPINDLE
852-0213		GREASE CAP
858-1220		WHEEL NUT 1/2"-20 13/16" HEAD
850-4643		BEARING CONE # L44643 - 1" SPINDLE
852-2194		GREASE SEAL DOUBLE LIP 1" SPINDLE
853-7150		HUB/DRUM W/ALL ATTACHING PARTS 1" SPINDLE



HUBDRUM 5 STUD 7x1-3/4 3500# - - HYD

3500 LB. spindle hyd. brakes
5-4.50 BC 1/2" studded grease lube



*** SPECIAL ORDER***

Order No.	MFG#	Description
852-7052	008-252-05	HUB/DRUM ONLY
853-7052		HUB/DRUM W/ALL ATTACHING PARTS
850-4649		BEARING CONE OUTER # L44649
850-8149		BEARING CONE INNER # L68149
852-0213		GREASE CAP
854-1719		GREASE SEAL DOUBLE LIP
858-1220		WHEEL NUT 1/2"-20 13/16" HEAD

Axle & Brake Components, Hubs & Drums



HUB/DRUM 5 STUD 10" x 1-1/2"



For Dexter 10" x 1-1/2"
5-4.50 Bolt Circle, 1/2" studded, grease lube

Order No.	MFG#	Description
852-5454	008-418-02	HUB/DRUM ONLY
853-5454		HUB/DRUM W/ALL ATTACHING PARTS
850-4649		BEARING CONE OUTER # L44649
850-7048		BEARING CONE INNER # LM67048
852-0042		GREASE SEAL
852-0213		GREASE CAP
858-1220		WHEEL NUT 1/2"-20 13/16" HEAD



HUB/DRUM 5 STUD 10" x 2-1/4" (5 ON 4.5)

3.5K Axle
Studded 1.718 grease seal



Order No.	MFG#	Description
852-5453	008-247-05	HUB/DRUM ONLY 5-4.50 BOLT CIRCLE
853-5453		HUB/DRUM W/ALL ATTACHING PARTS 5-4.50 BOLT CIRCLE
853-54531		HUB/DRUM W/ ALL ATTACHING PARTS (EZ LUBE) 5-4.50 BOLT
850-4649		BEARING CONE OUTER # L44649
850-8149		BEARING CONE INNER # L68149
852-0213		GREASE CAP
854-1719		GREASE SEAL DOUBLE LIP
858-1220		WHEEL NUT 1/2"-20 13/16" HEAD

Axle & Brake Components, Hubs & Drums



HUB/DRUM 5 STUD 10" X 2-1/4" (IMPORT) 5 ON 4.5

3.5k Axle

Inner Bearing- 850-8149, Outer Bearing- 850-4649, Seal-854-1719, Grease Cap 852-0213, 5-Lug Nuts 858-1220



Order No.	MFG#	Description
852-0545	126003	HUB/DRUM ONLY (5 ON 4.5 BC)
853-0545		HUB/DRUM W/ ALL ATTACHING PARTS (5 ON 4.5 BC)
853-05451		HUB/DRUM W/ ALL ATTACHING PARTS (EZ LUBE) 5 ON 4.5 BC



HUB/DRUM 5 STUD 10" X 2-1/4" (IMPORT) 5 ON 4.75

10" HUB/DRUM 5 ON 4.75 Bolt pattern

Inner bearing: 850-8149

Outer bearing: 850-4649

Grease seal: 854-1719



Order No.	MFG#	Description
852-5476	RVD-U-5475	10" DRUM ONLY 5 ON 4.75 BC
853-5476		10" DRUM 5 ON 4.75 W/ ALL ATTACHING PARTS



HUB/DRUM 5-STUD 10" X 2-1/4" (IMPORT) 5 ON 5.00

10" HUB/DRUM:5 ON 5.00 Bolt pattern

Inner bearing: 850-8149

Outer bearing: 850-4649

Grease seal: 854-1719



Order No.	MFG#	Description
852-5501	RVD-U-5500	10" DRUM ONLY 5 ON 5.00 BC
853-5501		10" DRUM (5 ON 5.00) W/ ALL ATTACHING PARTS

Axle & Brake Components, Hubs & Drums



HUB/DRUM 5-STUD 10" X 2-1/4" (IMPORT) 5 ON 5.50

10" Hub/Drum 5 on 5.50 bolt pattern
 Inner bearing: 850-8149
 Outer bearing: 850-4649
 Grease seal: 854-1719



Order No.	MFG#	Description
852-5551	RVD-U-5550	10" DRUM ONLY (5 ON 5.5)
853-5551		10" DRUM (5 ON 5.5) W/ ALL ATTACHING PARTS



HUB/DRUM 6 STUD 10" x 2-1/4" 3.5K

3.5K Axle
 6-5.50 BC studded 1.718 grease seal



Order No.	MFG#	Description
852-6552	RVD-U-6550	HUB/DRUM ONLY
853-6552		HUB/DRUM W/ALL ATTACHING PARTS
850-4649		BEARING CONE OUTER # L44649
850-8149		BEARING CONE INNER # L68149
854-1719		GREASE SEAL DOUBLE LIP
858-0213		GREASE CAP
858-1220		WHEEL NUT 1/2"-20 13/16" HEAD



HUB/DRUM 6 STUD 10" X2-1/4" 4400#



For 4.4K axle, 6-5.50 BC, studded, 1.718 grease seal

Order No.	MFG#	Description
852-8407	008-407-05	HUB/DRUM ONLY 4.4K
858-1220		WHEEL NUT 1/2"-20 13/16" HEAD
850-8149		BEARING CONE INNER # 68149
850-7048		BEARING CONE OUTER # 67048
852-0211		GREASE CAP
854-1719		GREASE SEAL DOUBLE LIP

Axle & Brake Components, Hubs & Drums



HUB/DRUM 6 BOLT 12" x 2"

6K Axle
 5.50 BC studded 2.25 grease seal



Order No.	MFG#	Description
852-6553	008-201-09	HUB/DRUM ONLY
853-6553		HUB/DRUM W/ALL ATTACHING PARTS
853-65531		HUB/DRUM W/ ALL ATTACHING PARTS (EZ LUBE)
850-5123		BEARING CONE OUTER # 15123
850-5580		BEARING CONE INNER # 25580
852-0211		GREASE CAP
852-1036		GREASE SEAL DOUBLE LIP
858-1220		WHEEL NUT 1/2"-20 13/16" HEAD



HUB/DRUM 6 BOLT 12" X 2" (IMPORT)

5.2k or 6k Axle (5.50 Bolt Circle)
 Inner Bearing- 850-5580
 Outer Bearing- 850-5123
 Seal- 852-1036



Order No.	MFG#	Description
852-0655	122094	HUB/DRUM ONLY
853-0655		HUB/DRUM W/ ALL ATTACHING PARTS
853-06551		HUB/DRUM W/ ALL ATTACHING PARTS (EZ LUBE)



HUB/DRUM 8 BOLT 12" x 2" (1/2" STUD)

7K Axle
 8-6.50 BC studded 2.125 grease seal



Order No.	MFG#	Description
852-8651	008-219-04	HUB/DRUM ONLY
853-8651		HUB/DRUM W/ALL ATTACHING PARTS
853-86511		HUB/DRUM W/ ALL ATTACHING PART (EZ LUBE)
850-4125		BEARING CONE OUTER # 14125A
850-5580		BEARING CONE INNER # 25580
852-0921		GREASE CAP
854-2125		GREASE SEAL DOUBLE LIP
858-1220		WHEEL NUT 1/2"-20 13/16" HEAD

Axle & Brake Components, Hubs & Drums



HUB/DRUM 8 BOLT 12X2 7K (IMPORT)

7K 12X2 Drum 8-6.50 w/ 1/2" studs

- INNER BEARING - 850-5580
- OUTER BEARING - 850-4125
- GREASE CAP - 852-0921
- GREASE SEAL - 854-2125
- WHEEL NUT - 858-1220



Order No.	MFG#	Description
852-0865	122096	865HRM 12" HUB/DRUM ONLY 7K
853-0865		865HRM 12" HUB DRUM W/ ALL ATTACHING PARTS
853-08651		865HRM 12" HUB/DRUM W/ ALL ATTACHING PARTS (EZ LUBE)



HUB/DRUM 8 BOLT 12"X2" (9/16" STUD)

8-6.50 bc studded (9/16 studs)



Order No.	MFG#	Description
852-8219	008-219-13	HUB/DRUM ONLY 9/16 STUD
850-4125		BEARING CONE OUTER #14125A
850-5580		BEARING CONE INNER #25580
852-0921		GREASE CAP
854-2125		GREASE SEAL DOUBLE LIP
858-6053		WHEEL NUT 9/16-18
853-8219		HUB/DRUM 9/16 STUD W/ ALL ATTACHING PARTS



HUB/DRUM 8 BOLT 12" X 2" (9/16" STUD) IMPORT

7K Axle (5.50 Bolt Circle)

Inner Bearing- 850-5580

Outer Bearing- 850-4125

Seal- 854-2125

Order No.	MFG#	Description
852-5916	RVD-H-865-916	HUB/DRUM ONLY 9/16" STUD
853-5916		HUB/DRUM W/ ALL ATTACHING PARTS 9/16 STUD

Axle & Brake Components, Hubs & Drums



HUB/DRUM 8 BOLT 12-1/4X3-3/8 8K



8K 12-1/4 X 3-3/8 Drum 8-6.50. Available in Grease or Oil Bath. Available with 9/16 or 5/8 studs.

- OUTER BEARING - 850-2475
- INNER BEARING - 850-5580
- GREASE SEAL - 852-1036
- GREASE CAP - 852-1039
- OIL SEAL - 840-1063
- OIL CAP - 840-0038
- 9/16 LUG NUT - 858-6053
- 5/8 LUG NUT - 858-6109

Order No.	MFG#	Description
852-0285	008-285-11	HUB/DRUM 8K 9/16 STUD (GREASE)
853-0285		HUB/DRUM 8K 9/16 STUD (GREASE) W/ ALL GUTS
852-2850	008-285-09	HUB/DRUM 8K 9/16 STUD (OIL)
853-2850		HUB/DRUM 8K 9/16 STUD (OIL) W/ ALL GUTS
852-2858	008-285-08	HUB/DRUM 8K 5/8 STUD (GREASE)
853-2858		HUB/DRUM 8K 5/8 STUD (GREASE) W/ ALL GUTS
852-2851	008-285-10	HUB/DRUM 8K 5/8 STUD (OIL)
853-2851		HUB/DRUM 8K 5/8 STUD (OIL) W/ ALL GUTS

Axle & Brake Components, Hubs & Drums



HUB/DRUM 8 BOLT 12-1/4X3-3/8 8K (IMPORT)



8K 12-1/4 X 3-3/8 DRUM 8-6.50. Available in Grease or Oil Bath with 5/8 or 9/16 stud

- Outer bearing - 850-2475
- Inner bearing - 850-5580
- Grease seal - 852-1036
- Grease cap - 852-1039
- Oil seal - 840-1063
- Oil cap - 695-8140
- 9/16 lug nut - 858-6053
- 5/8 lug nut - 858-6109

Order No.	MFG#	Description
852-8655	RVD-8K-865-580	DRUM 8K 12.25X3-3/8 5/8" STUD (OIL)
853-8655		DRUM 8K 5/8" STUD (OIL) W/ ALL GUTS
852-8656	RVD-8K-865-580-G	DRUM 8K 12.25X3-3/8 5/8" STUD (GREASE)
853-8656		DRUM 8K 5/8" STUD (GREASE) W/ ALL GUTS
852-8659	RVD-8K-865-916	DRUM 8K 12.25X3-3/8 9/16" STUD (OIL)
853-8659		DRUM 8K 9/16" STUD (OIL) W/ ALL GUTS
852-8660	RVD-8K-865-916-G	DRUM 8K 12.25X3-3/8 9/16" STUD (GREASE)
853-8660		DRUM 8K 9/16" STUD (GREASE) W/ ALL GUTS



HUB IDLER AXLE 9K & 10K GD

For 9K & 10K GD Idler Axle
8-6.50 Bolt Circle, 4.75" pilot diameter
5/8" studded, oil seal, oil cap
Dexter Hub # 008-288-03

FITS: Production before July 2009

Order No.	MFG#	Description
852-2883	008-288-03	HUB ONLY
850-3870		BEARING CONE INNER 387A
850-5580		BEARING CONE OUTER 25580
840-0148		OIL CAP, O-RING & PLUG KIT 2 OF EACH
840-0387		OIL SEAL UNITIZED 2.875 ID x 3.880 OD.
850-0032		RUBBER PLUG ONLY FOR OIL CAP BULK
858-6109		WHEEL NUTS 5/8" GRADE 8
853-2883		HUB W/ ALL ATTACHING PARTS



Axle & Brake Components, Hubs & Drums



DRUM 12-1/4" x 3-3/8" 9-10K GD

9K/10K General duty machined drum
12-1/4" x 3-3/8" brakes
Dexter Drum # 009-044-01

FITS: Production before July 2009



Order No.	MFG#	Description
852-9441	009-044-01	DRUM 12-1/4 x 3-3/8" - 8 on 7.5"



HUB/DRUM 12-1/4 X 3-3/8 9-10k GD



2-Piece drum for 9-10K 12-1/4 x 3-3/8 brakes.

Fits: Production after april of 2013

Bearing, Race, and Seal Information

- Bearings
 - Inner bearing: 387A (2.250" inner diameter)
 - Outer bearing: 25580 (1.750" inner diameter)
- Races (included)
 - Inner race: 382A
 - Outer race: 25520
- Unitized oil seal
- Inner diameter: 2.875"
- Outer diameter: 3.880"
- Oil cap kit
 - 21-88 Cap
 - 10-163 O-ring
 - 46-32 Plug

Order No.	MFG#	Description
852-8430	008-430-05	HUB/DRUM (BOLTED TOGETHER) 12.25 x 3-3/8 (9-10K)
853-8430		HUB/DRUM (BOLTED TOGETHER) 12.25 X 3-3/8 (9-10K) W/ ALL GUTS
852-4300	008-430-03	IDLER HUB ONLY 9-10K GD
853-4300		IDLER HUB ONLY 9-10K GD W/ ALL GUTS
852-1230	009-123-01	DRUM ONLY 9-10K GD 12.25 X 3-3/8

Axle & Brake Components, Hubs & Drums



HUB/DRUM 12-1/4" X 3-3/8" 10K (IMPORT)

Hub and Drum for 10k, 8-6.50 bolt circle, 5/8 stud, oil bath

- Inner bearing - 850-3870
- Outer bearing - 850-5580
- Oil cap - 695-9350
- Oil seal - 840-1051
- Lug Nut - 858-6109

Order No.	MFG#	Description
852-1010	BD-10K-865	DRUM ONLY FOR 10K 12-1/4"X3-3/8
852-1011	RVI-10K-865-580	IDLER HUB 10K 5/8 STUD (OIL)
853-1011		IDLER HUB 10K (OIL) W/ ALL GUTS



HUB IDLER 10K HD



For Dexter 10k HD comes with all Guts

- Inner bearing - 850-2202
- Outer Bearing - 850-3870
- Oil Seal - 840-1056
- Oil Cap Kit - 840-0148
- Lug Nuts - 858-6109

Order No.	MFG#	Description
852-2140	008-214-92	IDLER HUB 10K HD W/ ALL GUTS



DRUM 12-1/4" x 4" 10K HD

10K Axle 12-1/4" x 4" brakes
Dexter Drum # 009-027-01



Order No.	MFG#	Description
852-9271	009-027-01	DRUM 12-1/4 x 4 - 8 on 7.5" - 5.25" PH

Axle & Brake Components, Hubs & Drums



HUB IDLER 12 & 15K



For 12k & 15k Dexter axle comes with all guts.

- Inner Bearing - 850-3984
- Outer Bearing - 850-0021
- Oil Seal - 840-1056
- Oil Cap - 840-0148
- 12k: Lug Nut - 858-6109
- 15k: Lug Nut - 840-6118

Order No.	MFG#	Description
852-2148	008-214-96	12K IDLER HUB W/ ALL GUTS
852-4010	008-401-91	15K IDLER HUB (STANDARD STUD LENGTH) W/ ALL GUTS
852-0106	008-401-90	15K IDLER HUB (LONG STUD) W/ ALL GUTS



DRUM 12-1/4" X 5" 12K & 15K



12K & 15K Drum only, 12-1/4" x 5"

Order No.	MFG#	Description
852-9281	009-028-01	DRUM 12.25 X 5
852-9028	009-028-05	DRUM 12.25 X 5 ABS



CLAMP RING FOR DUAL WHEEL

Clamp ring for 9k - 15k Dexter Axles with dual wheels

8-bolt - 8-1/4" O.D. - 4-1/2" I.D.



Order No.	MFG#	Description
840-3052	033-052-01	CLAMP RING FOR DUAL WHEEL

Axle & Brake Components, Hubs & Drums



HUB MOBILE HOME RIM CLAMP

Mobile home idler hub



Order No.	MFG#	Description
852-2614	MHI-122458-RCB	HUB ONLY
853-2619		HUB W/ALL ATTACHING PARTS
850-7048		BEARING CONE OUTER # LM67048
850-8149		BEARING CONE INNER # L68149
852-0211		GREASE CAP
852-1041		GREASE SEAL NYLON
858-0695		RIM CLAMP
858-7130		RIM CLAMP BOLT 1/2"-13 x 1-5/8"



HUB/DRUM MOBILE HOME 12" x 2"

Mobile home hub/drum



Order No.	MFG#	Description
852-2224	MHD-122459-RCB	HUB/DRUM ONLY
853-2229		HUB/DRUM W/ALL ATTACHING PARTS
850-7048		BEARING CONE OUTER # LM67048
850-8149		BEARING CONE INNER # L68149
852-0211		GREASE CAP
852-1040		GREASE SEAL METAL
852-1041		GREASE SEAL NYLON
858-0695		RIM CLAMP
858-6200		RIM CLAMP BOLT 1/2"-20 x 1-7/8"



WHEEL/DRUM RIM CLAMP 12" x 2"

Demountable 7K UTG Axle
5 hole studded. 2.125 grease seal
Dexter Wheel/drum # 008-174-05



Order No.	MFG#	Description
852-1302	008-174-05	WHEEL/DRUM ONLY
853-1302		WHEEL/DRUM W/ALL ATTACHING PARTS
850-5123		BEARING CONE OUTER # 15123
850-5580		BEARING CONE INNER # 25580
852-0211		GREASE CAP
854-2125		GREASE SEAL DOUBLE LIP
858-0065		RIM CLAMP NUT 9/16"-18
858-0695		RIM CLAMP

Axle & Brake Components, Hub Parts



PREMIUM LITHIUM GREASE

Dexter Grease has been formulated to be compatible with the wheel bearing grease used during the production of Dexter axles. The red #2 lithium grease has additives for corrosion and oxidation inhibitors. Customers will appreciate the ability to purchase Dexter Grease along with Genuine Dexter Replacement Parts assuring compatibility.



Order No.	MFG#	Description
888-0120	088-012-10	GREASE PREMIUM #2 LITHIUM RED

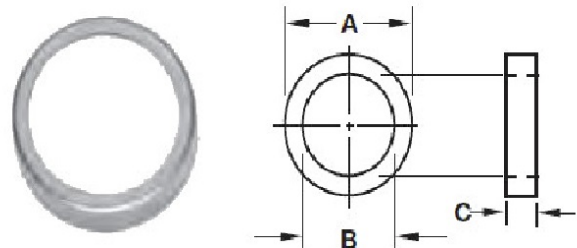
BEARING CONES AND RACES

Bearing cones with associated races.



Order No.	Bearing I.D.	Bearing #	DH Race#	Race O.D.	Race #
850-1949	0.75"	11949	850-1910	1.781"	LM11910
850-4643	1.00"	L44643	850-4610	1.98"	L44610
850-4649	1.0625"	L44649	850-4610	1.98"	L44610
850-4125	1.25"	14125A	850-4276	2.717"	14276
850-5123	1.25"	15123	850-5245	2.44"	15245
850-7048	1.25"	LM67048	850-7010	2.328"	LM67010
850-2475	1.25"	02475	850-2420	2.6875"	02420
850-8548	1.375"	LM48548	850-8510	2.5625"	LM48510
850-8149	1.3775"	L68149	850-8111 OR 850-8110	2.3612"	L68111 OR L68110
850-5580	1.75"	25580	850-5520	3.265"	25520
850-3870	2.25"	387A	850-1019	3.813"	382A
850-0021	2.25"	28682	850-1001	3.844"	28622
850-2202	2.625"	395S	850-2201	4.331"	394A
850-3984	2.625"	3984	850-2001	4.438"	3920

SPINDLE WEAR RING SS



Wear ring for #84 spindle

Order No.	A	B	C	MFG#	Description
852-0175	1.72"	1.39"	.62"		WEAR RING SS #84 (3500# SPINDLE)
852-0225	2.24"	1.87"	.75"		WEAR RING SS #42 (5.2K-7K SPINDLE)
857-7293				TD17293	WEAR RING SS FOR 3500# TDE
852-0050	1.50"	1.20"	.65"	WR-SS150	WEAR RING SS 1-1/16" SEAL
852-0125	1.22"	1.07"	.61"	WR-SS125	WEAR RING SS 1" SEAL

Axle & Brake Components, Hub Parts

BEARING KITS

Kit includes 2 bearing cones, 2 bearing races, 1 grease seal, 1 grease cap, and cotter pin.



Order No.	In Bearing/In Race	Out Bearing/Out Race	Description
849-1149	11949/11910	11949/11910	BEARING KIT 3/4" SPINDLE
849-0701	44643/44610	44643/44610	BEARING KIT 1" SPINDLE
849-1292	44649/44610	44649/44610	BEARING KIT 1-1/16" SPINDLE
849-1391	68149/68111	44649/44610	BEARING KIT - 3500 LB SPINDLE
849-1392	68149/68111	44649/44610	BEARING KIT- 3500LB W/ EZ LUBE CAP
849-5200	25580/25520	15123/15245	BEARING KIT 5200#
849-5201	25580/25520	15123/15245	BEARING KIT 5200# W/ EZ LUBE CAP

Axle & Brake Components, Hub Parts

BEARING SETS

Bearing sets consisting of one bearing and one race clamshell package.

Order No.	Fits	MFG#	Description
840-5502	DEX 7 HUB INNER & OUTER 10x1-1/2 OUTER 10x2-1/4 OUTER	5502	BEARING SET 44649/44610 RACE
840-5503	12x2 INNER FOR AL-KO 6 & 8 HOLE DEX. HAY. FAY. & FORE.	5503	BEARING SET 25580/25520 RACE
840-5505	10x2-1/4 INNER FOR AL-KO DEX. (AFTER DEC. 1983) HAY. (AFTER 1972) & FAY. (AFTER 1972)	5505	BEARING SET 68149/68111 RACE
840-5506	10x2-1/4 INNER FOR DEX. (PRE DEC. 1983) FAY.(PRE 1972) & FORE.	5506	BEARING SET 48548/48510 RACE
840-5507	10x1-1/2 INNER DEX. 10x1-1/2 INNER HAY. ALSO 12x2 OUTER DEX. HAY. FAY. & FORE.	5507	BEARING SET 67048/67010 RACE
840-5508	12x2 (6K & 7K) HUB 865 OUTER DEX. 12x2 HUB 865 OUTER AL-KO	5508	BEARING SET 14125/14276 RACE
840-5509	12x2 (6K&7K) UTG HUB OUTER DEX, & 12x2 (6 & 8 H) HUB (865 SMALL) OUTER AL-KO	5509	BEARING SET 15123/15245 RACE



Axle & Brake Components, Hub Parts



BEARING CARTRIDGES NEV-R-LUBE AND OTHER ATTACHING PARTS



DH # 850-1073 cartridge bearing 42 MM KIT used on following 6-5.50" bolt hub/drums

8-388 - 6K axle

8-404 - 6K disc brake axle

DH # 850-1071 cartridge bearing 50 MM KIT used on following 8-6.50" bolt hub/drum

8-385 - 7K axle

8-389 - 8K axle

8-395 - 7.2K axle

8-417 - 8K disc brake axle

The kits include Bearing cartridge, bearing retainer, spindle washer, spindle lock nut, snap ring for spindle, torque washer

Order No.	MFG#	Description
850-1073	K71-996-00	42 MM NEV-R-LUBE BEARING KIT
840-9095	069-095-00	BEARING RETAINER CLIP 42MM
850-1071	K71-995-00	50 MM NEV-R-LUBE BEARING KIT
840-9093	069-093-00	BEARING RETAINER CLIP 50MM
840-5149	005-149-00	SPINDLE WASHER 50MM
840-6183	006-183-00	SPINDLE LOCK NUT NVR LUBE FITS BOTH 42 & 50 MM
840-9096	069-096-00	SNAP RING FOR SPINDLE
840-9202	092-002-00	TORQUE WASHER NVR LUBE



GREASE CAP NEV-R-LUBE

NEV-R-LUBE CAP



Order No.	MFG#	Description
852-1085	021-085-00	NEV-R-LUBE CAP FOR 42MM
852-1086	021-086-00	NEV-R-LUBE CAP FOR 50MM

Axle & Brake Components, Hub Parts

BEARING BUDDY & BRA



Bearing Buddy Hubs - keeps hubs waterproof so bearings stay lubricated. Packaged in pairs.

Bearing Buddy Bra - vinyl cover keeps excess bearing grease off wheel. Packaged as singles.

Order No.	Fits Hub Opening	Bra	MFG#	Description
850-0317	1-7/8" (1.781")	17B	70017	17B BEARING BUDDY BRA
850-0319	2" (1.98")	19B	70019	19B BEARING BUDDY BRA
850-0323	2-3/8" (2.328")	23B	70023	23B BEARING BUDDY BRA
850-1781	1-7/8" (1.781")	17B	41200	BEARING BUDDY 1781
850-1980	2" (1.98")	19B	42200	BEARING BUDDY 1980A FITS MOST 4&5 LUG HUBS
850-2047	2-3/64" (2.047")	19B	42400	BEARING BUDDY 2047
850-2328	2-3/8" (2.328")	23B	43100	BEARING BUDDY 2328
850-2441	2-7/16" (2.441")	23B	42441	BEARING BUDDY 2441 FITS MOST 6 LUG HUBS
850-2562	2-9/16" (2.562")	23B	42562	BEARING BUDDY 2562
850-2717	2-3/4" (2.717")	23B	42717	BEARING BUDDY 2717 FITS MOST 8 LUG HUBS

Axle & Brake Components, Hub Parts



RED-EYE BEARING PROTECTOR



- Replace drive-in grease caps on trailer hub or drum
- Teeth provide a secure hold in hub
- Prevent contamination, giving your wheel bearings longer life
- Maintain constant positive pressure with a spring-loaded piston, even when bearing is submerged in water
- Keep out dirt and water, even when submerged
- Not recommended for saltwater application use
- Guaranteed not to leak grease
- Indicate status with easy-to-see "red eye"
- When red washer is flat against bearing housing, grease needs to be added
- When orange O-ring is visible, bearing is full
- If the red washer continually signals empty, seal failure is likely
- 1-Piece housing
- Chrome plated cast aluminum construction
- Made in the USA

Order No.	MFG#	Description
859-1980	REBP1980AC	RED-EYE BEARING PROTECTOR 1.98
859-2440	REBP2440AC	RED-EYE BEARING PROTECTOR 2.44

BEARING PROTECTOR & COVER

2 pack - wheel bearing protectors fits 1.98" O.D. hub. 2-pack bearing protector covers keep grease off trailer wheels.



Order No.	MFG#	Description
850-0604	BPC1980604	BEARING LIFE 2"
850-0605	BB19800112	BEARING PROTECTOR COVERS 2"

Axle & Brake Components, Hub Parts

SURE LUBE GREASE CAP

RELIABLE SURE LUBE CAP 1.98"



Order No.	MFG#	Description
850-0980	GC-1980-01	GREASE CAP SURE LUBE 1.98"

GREASE CAPS BULK

Bulk grease caps for grease lube hubs.



Order No.	Fits Hub Opening	MFG#	Description
852-0178	1-7/8" (1.781")	DC-178	GREASE CAP
852-0213	2" (1.98")	DC-200	GREASE CAP FIT S MOST 4&5 LUG HUBS
852-0233	2-3/8" (2.33")	DC-233	GREASE CAP
852-0211	2-7/16" (2.44")	DC-250	GREASE CAP FITS MOST 6 LUG HUBS
852-0921	2-3/4" (2.72")	DC-275	GREASE CAP FITS MOST 8 LUG HUBS
852-1039	2-3/4" (2.72")	021-039-00	GREASE CAP HIGH DOME



GREASE CAPS CARDED

2 grease caps per card.

Order No.	O.D.	Fits	MFG#	Description
840-5651	1.99"	DEXTER 7", 10 x 1-1/2", 10 x 2-1/4" HUB	K71-314-00	GREASE CAP 2" 2 CARD



GREASE CAPS E-Z LUBE BULK



E-Z Lube grease caps and plugs bulk

Order No.	O.D.	Fits	MFG#	Description
852-0214	1.99"	DEXTER 7", 10 x 1-1/2" & 10 x 2-1/4" HUB	DC-200L	E-Z LUBE GREASE CAP
852-0215	2.45"	DEXTER 12 x 2" HUB, 5 & 6 BOLT	DC-250L	E-Z LUBE GREASE CAP
852-0212	2.72"	DEXTER 12 x 2" HUB, 8 BOLT	DC-275L	E-Z LUBE GREASE CAP
852-0244		ALL ABOVE	085-001-00	RUBBER PLUG FOR E-Z LUBE

Axle & Brake Components, Hub Parts



OIL CAP, O-RING & PLUG KITS

Kits include two O-rings, two oil caps, and two rubber plugs

Order No.	Thread	Fits Dexter	MFG#	Description
850-7470	2-5/8-12	6K/7.2K	K71-747-00	OIL CAP KIT (021-040-00)
840-0038	2-7/8-12	6K/8K AND 9K PRE 10/89	K71-038-00	OIL CAP KIT (021-035-00)
840-1704	3-1/2-12	9K,10K AND 13G AFTER JULY 09	K71-704-00	OIL CAP KIT (021-088-00)
840-0148	4-12	9K AFTER 10-1-89 10K 12K 15K	K71-148-00	OIL CAP KIT (021-036-00)
850-0032			046-032-00	RUBBER PLUG ONLY FOR OIL CAP
850-0520			046-052-00	OIL PLUG RUBBER FOR DRUM NOT CAP



LCI OIL CAP KIT



Oil cap kits for LCI axles 8k-16k. (Includes Cap, Plug, & O-ring) Packaged individually

Order No.	MFG#	Description
695-8140	695814	OIL CAP KIT 8K 1/PKG
693-9350	693935	OIL CAP KIT 10K-16K 1/PKG

Axle & Brake Components, Hub Parts

ALKO OIL CAP KIT



Kit includes 1-o-ring, 1- oil cap, and 1- rubber plug

Order No.	MFG#	Description
840-3587	K363587	OIL CAP KIT 7-8K ALKO 1PK
840-1859	K71-859-00	OIL CAP KIT 10K-16K 1PK

GREASE SEAL CARDED



Carded grease seals 2 seals per card

Order No.	I.D.	O.D.	MFG#	Description
840-5603	1.50"	1.987"	K71-301-00	GREASE SEAL DEXTER 7" HUB 2 CARD
840-5607	1.75"	2.33"	K71-302-00	GREASE SEAL DEXTER 10x1-1/2 HUB 2 CARD
840-5604	1.72"	2.565"	K71-303-00	GREASE SEAL DEXTER 10" X 2-1/4" HUB 2/CARD
852-6023	1.68	2.33	07027 U	GREASE SEAL USE WITH INNER BEARING L68110-2PK

GREASE SEALS DOUBLE LIP



Double lip grease seals bulk.

Order No.	I.D.	O.D.	MFG#	Description
852-2194	1.25"	1.987"	GS-1250DL	GREASE SEAL DL 1" SPINDLE 44643
852-0150	1.50"	1.987"	GS-1500DLT	GREASE SEALS DL 1-1/16"
854-1719	1.72"	2.565"	GS-1719DLT	GREASE SEAL 545 SPINDLE DL
854-2125	2.125"	3.376"	GS-2125DLT	GREASE SEAL 145 UT SPINDLE DL
852-1036	2.25"	3.376"	GS-2250DLT	GREASE SEAL 145 SPINDLE
852-0256	1.68"	2.56"	07028U	GREASE SEAL FOR KODIAK 10" ROTOR/HUB (2-PK)
857-1313	1.72"	2.56"	TD81313	GREASE SEAL FOR TIE DOWN (TRIPLE LIP)

GREASE SEALS SINGLE LIP



Single lip grease seals

Order No.	I.D.	O.D.	MFG#	Description
852-1949	.75"	1.75"	GS-3	GREASE SEAL FOR 3/4" SPINDLE
852-7048	1.25"	2.31"	GS-4	GREASE SEAL FOR 1.25" SPINDLE
852-0042	1.75"	2.33"	010-042-00	GREASE SEAL 10"x1.5" BRAKE (DX 10-42)
852-1040	1.94"	2.51"	010-040-00	MOBILE HOME SEAL (METAL DX 10-40)
852-1041	1.94"	2.52"	010-041-00	MOBILE HOME SEAL (NYLON DX 10-41)
854-3193	1.375"	1.98"	32364U	GREASE SEAL UFP

Axle & Brake Components, Hub Parts



GREASE/OIL SEALS DEXTER

2 seals per card.



Order No.	I.D.	O.D.	MFG#	Description
840-0304	2.125"	3.38"	K71-304-00	OIL SEAL DEXTER 12x2 HUB 2 CARD (010-010-00)
840-0010	2.125	3.38	010-010-00	OIL SEAL DEXTER 12X2 (BULK)
840-0386	2.25"	3.38"	K71-386-00	OIL SEAL DEXTER 5.2K 6K 7K 7.2K 8K DRUM 2 CARD (010-063-00)
840-1063	2.25"	3.38"	276712	OIL SEAL 8K (BULK) IMPORT
850-1063D	2.25"	3.38"	010-063-00	OIL SEAL 8K DEXTER (BULK)
840-0387	2.875"	3.88"	K71-387-00	OIL SEAL DEXTER 9K & 10K GD HUB/DRUM 2 CARD (010-051-00)
840-1051	2.875"	3.88"	176692	OIL SEAL 9K-10K GD (BULK) IMPORT
850-1051D	2.875"	3.88"	010-051-02	OIL SEAL DEXTER 9K-10K GD (BULK)
840-0388	3.125"	4.5"	K71-388-00	OIL SEAL DEXTER 10-15K HD HUBS 2 CARD (010-056-00)
840-1056	3.125"	4.5"	295924	OIL SEAL 10K - 15K HD (BULK) IMPORT
850-1056D	3.125"	4.5"	010-056-00	OIL SEAL DEXTER 10K-15K HD (BULK)

Axle & Brake Components, Hub Parts

HUB COVER VERSA LOCK

Chrome finish ABS hub covers, Versa-Lok patented locking system locks onto wheel with simple twist allowing easy access to trailer wheel hubs without prying them off. No tools needed for installation or removal.



Order No.	MFG#	Description
793-0545	TAC545-CC	HUB COVER ABS VERSA-LOK 5 ON 4.5
793-0655	TAC655-CC	HUB COVER ABS VERSA-LOK 6 ON 5.5
793-0865	TAC865-CB	HUB COVER ABS VERSA-LOK 8 ON 6.5

Axle & Brake Components, Hub Parts

HUB COVERS

E-Z lube hub covers fits Dexter wheel on E-Z lube axle with an open center.

Order No.	Application	MFG#	Description
797-0175	5-4.50 WHEEL 3.18 O.D.	90175	CENTER CAP STAINLESS STEEL W/ BLACK CENTER BUTTON
797-0121	5-4.50 WHEEL 3.18 O.D.	90121	CENTER CAP CHROME W/ BLACK CENTER BUTTON

HUB COVERS PLASTIC

Made of molded plastic.

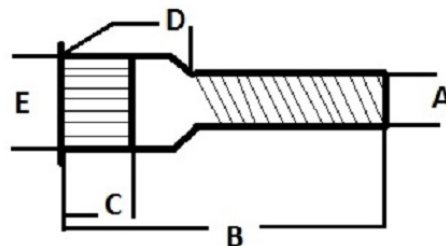


Order No.	Application	MFG#	Description
799-0041	4/5 BOLT WHEEL	MD 9004 BLK	HUB COVER PLASTIC BULK BLACK
799-0044	4/5 BOLT WHEEL	MD 9004 W	HUB COVER PLASTIC BULK WHITE
799-0051	6 BOLT WHEEL	MD 9005 BLK	HUB COVER PLASTIC BULK BLACK
799-0054	6 BOLT WHEEL	MD 9005 W	HUB COVER PLASTIC BULK WHITE

Axle & Brake Components, Hub Parts

HUB STUDS PRESS-IN

Press-in studs



Order No.	A	B	C	D	E	MFG#	Description
858-1224	1/2-20	2.24	.42	.64	.61	007-150-00	STUD PRESS IN 1/2"-20 X 2.24" LONG GR 8
858-1226	1/2-20	1.99	.42	.60	.61	007-122-00	STUD PRESS-IN 1/2"-20 X 1.99" L GR 8
858-1228	1/2-20	1.83	.48	.48	.53		STUD PRESS-IN 1/2"-20 X 1.83" L GR 8 (FITS RELIABLE HUB)
840-0295	1/2-20	1.99	.42	.60	.61		PRESS-IN STUDS 6/PK K71-295-00 (Same as 858-1226)
858-3907	1/2-20	1.98	.43	.43	.53	007-361-00	STUD PRESS-IN 1/2"-20 X 1.98" L. GR 5
858-7262	1/2X20	2.50	.94	1.34	.53	007-262-00	STUD PRESS IN 1/2"-20 X 2.50"
858-7246	1/2-20	1.97	.27	.53	.53	007-246-00	STUD PRESS IN 1/2"-20 X 1.97" L
858-7223	9/16-18	2.01"	.37	.67	.62	007-223-00	STUD PRESS IN 9/16-18 X 2.01" L
858-3906	9/16-18	2.82	.59	1.13	.61	007-357-00	STUD PRESS-IN 9/16"-18 X 2.82" L.
858-7132	9/16-18	2.3	.33	.89	.67	007-132-00	STUD PRESS-IN 9/16-18 X 2.3" L. GR8
858-7115	5/8-18	3.46	.57	1.02	.67	007-115-00	STUD PRESS-IN 5/8"-18 X 3.46" L. GR8
859-0169	1/2-20	1.69"			.545"	R/H-LB-1.69	STUD PRESS-IN 1/2"-20 X 1.69" (KODIAK)
859-0020	1/2-20	2.00"			.545"	R/H-LB-2.0	STUD PRESS-IN 1/2"X20 X 2" (KODIAK)
859-0025	9/16-18	2.50"			.685"	R/H-LB-2.5-9	STUD PRESS-IN 9/16"-18 X 2.50" (KODIAK)
858-1138	1/2-20	2.14			.55	TD11138	PRESS IN STUD 1/2-20 X 2.14(TIE DOWN ENG)
858-2498	1/2-20	1.7			.561	32498U	PRESS IN STUD 1/2-20 X 1.7 (UFP)
858-1803	1/2-20	2.00				121803	STUD PRESS IN 1/2-20 X 2" (LCI) 3.5K-7K
858-2624	9/16-18	2.31				132624	STUD PRESS IN 9/16-18 X 2.31" (LCI) 5.2K-8K
858-3128	5/8-18	3.15				183128	STUD PRESS IN 5/8-18 X 3.15" (LCI) 10K-12K

Axle & Brake Components, Hub Parts

HUB STUDS SCREW-IN

Screw in studs.




Order No.	Application	MFG#	Description
858-0500	RELIABLE HUB & DEXTER BT HUBS 1" & 1-1/16" SPINDLES	025-053-00	STUD SCREW IN 1/2"-20
858-0916	DEXTER HD-HCS RIM CLAMP HUB	770991300000	STUD SCREW IN 9/16" FOR HCS

Axle & Brake Components, Hub Parts

RIM CLAMPS, BOLTS & NUTS

Rim clamp bolts and nuts bulk.



Order No.	Ref.	MFG#	Description
858-0065	A	NH2H050F	RIM CLAMP NUT 9/16"-18
858-0695	B	015-002-00	RIM CLAMP
858-6130	C	78674708130	RIM CLAMP BOLT 1/2"-13 X 2-1/4" L COARSE THREAD
858-7130	E	007-036-00	RIM CLAMP BOLT 1/2"-13 X 1-5/8" L COARSE THREAD

Axle & Brake Components, Hub Parts



SCREWS DRUM MOUNTING

DH # 854-1354 fits Dexter 10K 12K & 15K.
1.75" L 1/2 - 13 UNC.

DH # 854-1355 fits Dexter 9K & 10K GD.
1.50" L 1/2 - 13 UNC.



Order No.	Application	Ref.	MFG#	Description
854-1354	DEXTER 10K, 12K, 15K	A	K71-354-00	DRUM MOUNTING SCREWS 1.75" L. 1/2 - 13 UNC 4 CARD
854-1355	DEXTER 9K, 10K GD.	B	K71-355-00	DRUM MOUNTING SCREWS 1.50" L. 1/2 - 13 UNC 4 CARD

WHEEL BOLT

Wheel bolt 1/2-20 with 13/16" head bulk.



Order No.	MFG#	Description
858-1221	007-040-00	WHEEL BOLT 1/2-20 13/16" HEAD BULK

WHEEL NUT

Wheel nuts 1/2" - 20, 5/8-18, 9/16-18



Order No.	MFG#	Description
858-1220	NCWN050PZ	WHEEL NUT 1/2"-20 13/16" HEAD BULK
858-1229	90049	WHEEL NUT 1/2-20 CHROME SHORT BULK
858-6109	006-109-00	WHEEL NUT 5/8-18 GR8
858-6053	FA-6-053	WHEEL NUT 9/16-18
858-6058	006-058-00	WHEEL NUT 5/8" FLANGED (12K-15K)
840-6118	006-118-00	WHEEL NUT M22 X1.5 FLANGED (2-PC.)

WHEEL NUT COVERS

Plastic lugnut covers available in white or black fits 1/2-20 lugnut



Order No.	MFG#	Description
799-0014	MD9001W	WHEEL NUT COVER - WHITE
799-0011	MD9001BLK	WHEEL NUT COVER - BLACK

Axle & Brake Components, Spindles & Fasteners

COTTER PIN

Cotter pin 50 in a package



Order No.	MFG#	Description
858-9400-50	FA-CP175	COTTER PIN 50 PKG.

Axle & Brake Components, Spindles & Fasteners

SPINDLE NUT


Spindle nut and cotter pin order each part separately.



Order No.	MFG#	Description
851-0614	FS-SN100	SPINDLE NUT 1"-14 SLOTTED (6)
851-6176	FA-6-176	SPINDLE NUT 1"-14 SLOTTED (12)
851-6191	006-191-00	SPINDLE NUT JAM 1"-14

SPINDLE WASHERS

Washers and retainers for spindles.



Order No.	Reference	MFG#	Description
851-1001	A	FA-SW100	1" ROUND
851-1002	B	FA-DW100	1" "D" (2K UP TO 6K)
851-1057	B	005-057-00	1" D-HOLE (7K-8K)
851-1005	C	FA-TW100	1" TANG
851-1006	D USED ON 1" NUT ON SPINDLES W/O COTTER PIN HOLE	006-190-00	SPINDLE NUT RETAINER
851-1007	E	005-071-00	TANG WASHER FITS DEXTER 9K (AFTER 10-1-89) & 10K GD 1-1/2"-12 UNF
851-1008	F	005-059-00	TANG WASHER FITS DEXTER 10K HD 12K & 15K 1-3/4"-12 UNF

SPINDLE NUT KIT

Spindle nut kit includes (1) slotted spindle nut, (1) washer and (1) cotter pin. Clamshell package.




Order No.	Description
840-5774	SPINDLE NUT KIT (ROUND) 1"
840-5775	SPINDLE NUT KIT D-SHAPED WASHER 1"
840-5773	SPINDLE NUT KIT 3/4" SPINDLE

Axle & Brake Components, Spindles & Fasteners



SPINDLE NUT KIT (UFP)



Comes with 3/4" spindle nut, cookie cutter cage, washer

Order No.	MFG#	Description
857-0813	SN813K	SPINDLE NUT KIT



SPINDLE NUT WASHER KIT 10K HD 12K 15K

Spindle nut and washer kit for Dexter 10K HD, 12K and 15K.



Order No.	MFG#	Description
840-0341	K71-341-00	SPINDLE NUTS & WASHER KIT 1-3/4"-12 UNF INCLUDES (1) SPINDLE WASHER (1) TANG WASHER & (2) SPINDLE NUTS



SPINDLE NUT WASHER KIT 9K 10K GD

Spindle nut and washer kit Dexter 9K (After 10-1-89) and 10K GD.



Order No.	MFG#	Description
840-0367	K71-367-00	SPINDLE NUT & WASHER KIT 1-1/2"-12 UNF INCLUDES (1) SPINDLE WASHER (1) TANG WASHER & (2) SPINDLE NUTS



SPINDLE NUT WASHER KIT E-Z LUBE

Fastener kit for E-Z lube. hex jam nut can be ordered separately.



Order No.	MFG#	Description
840-0335	K71-355-00	SPINDLE NUT & WASHER KIT FOR E-Z LUBE AXLES INCLUDES (2) D SPINDLE WASHERS (2) TANG WASHERS & (2) SPINDLE NUTS
851-6191	006-191-00	SPINDLE NUT JAM 1"-14 UNIVERSAL SPINDLE

Axle & Brake Components, Spindles & Fasteners



SPINDLES RAT TAIL 2K OR 2.5K AXLE

Rat tail spindles 1" & 1-1/16" with related bearing cone and grease seal.

Order No.	Bear Cone #	GSeal #	MFG#	Description
851-2103	850-4643	852-2194	SP-125BT8	SPINDLE 1" RAT TAIL 1000 LB PAIR 2000 LB
851-2105	850-4649	852-0150	SP-150BT16	SPINDLE 1-1/16" RAT TAIL 1250 LB PAIR 2500 LB



SPINDLES STRAIGHT 2K OR 2.5K AXLE

Straight spindles 1" and 1-1/16" with related bearing and grease seal.

Order No.	Bear Cone #	GSeal #	MFG#	Description
851-2100	850-4643	852-2194	SP-HFBT8	SPINDLE 1" STRAIGHT 1000 LB PAIR 2000 LB
851-2102	850-4649	852-0150	SP-HFBT16	SPINDLE 1-1/16" STRAIGHT 1250 LB PAIR 2500 LB



SPINDLE STRAIGHT 3.5K AXLE



Straight spindle 1750 LB with related inner bearing, outer bearing, and grease seal. W/ EZ Lube and Brake Flange

Order No.	In Bear Cone #	Out Bear Cone #	GSeal #	MFG#	Description
851-3100	850-8149	850-4649	854-1719	SP-HF-IF-84LZ	SPINDLE STRAIGHT 1750 LB PAIR 3500 LB FITS 2-3/8" TUBE
851-8455	850-8149	850-4649	854-1719	SP-HF-IF-8455Z	SPINDLE STRAIGHT 1750 LB PAIR 3500LB FITS 3" AXLE TUBE

Axle & Brake Components, Spindles & Fasteners



SPINDLE RAT-TAIL 3.5K AXLE

RAT-TAIL SPINDLE 1750 LB

Order No.	IN BEAR CONE #	OUT BEAR CONE #	G SEAL #	MFG#	Description
851-3101	850-8149	850-4649	854-1719	SP-17584	SPINDLE RAT-TAIL 1-1/16 3500#
851-7584	850-8149	850-4649	854-1719	SP-17585F	SPINDLE RAT-TAIL W/ BRAKE FLANGE 3500#



SPINDLE STRAIGHT 5.2K 6K & 7K AXLE - NO FLANGE



Straight spindle 3500 lb with related inner bearing, outer bearing, and grease seal.


- INNER CONE# 850-5580
- OUTER CONE # FOR 5.2 K 850-7048
- OUTER CONE # FOR 6 K 850-5123
- OUTER CONE # FOR 7 K 850-4125
- GREASE SEAL 2.25 I.D. 852-1036

Order No.	MFG#	Description
851-5101	SP-HF-42L-225	SPINDLE STRAIGHT 3500 LB PAIR 7000 LB

Axle & Brake Components, Spindles & Fasteners



SPINDLE STRAIGHT 5.2K 6K & 7K AXLE



Straight spindle 3500 LB with related inner bearing, outer bearing, and grease seals. W/ EZ Lube and Brake Flange

- INNER CONE # 850-5580
- OUTER CONE # FOR 5.2 K # 850-7048
- OUTER CONE # FOR 6K # 850-5123
- OUTER CONE # FOR 7K # 850-4125
- GREASE SEAL 2.25 ID # 852-1036

Order No.	MFG#	Description
851-5100	SP-HF-IFB-42LZ-225	SPINDLE STRAIGHT 3500 LB PAIR 7000 LB



SPINDLE RAT-TAIL 5.2K, 6K, & 7K W/ FLANGE

RAT-TAIL SPINDLE WITH BRAKE FLANGE

- INNER CONE: 850-5580
- OUTER CONE 5.2K: 850-7048
- OUTER CONE 6K: 850-5123
- OUTER CONE 7K: 8504125
- GREASE SEAL: 852-1036

Order No.	MFG#	Description
851-2542	SP-22542F	SPINDLE RAT-TAIL W/ BRAKE FLANGE 5.2K, 6K, AND 7K

Axle & Brake Components, Spindles & Fasteners



SPINDLE 4" DROP 3.5K AXLE



4" Drop Spindle for 3500 LB axle with related inner bearing, outer bearing, and grease seal. W/ EZ Lube and Brake Flange

Order No.	In Bear Cone #	Out Bear Cone #	GSeal #	MFG#	Description
851-3200	850-8149	850-4649	854-1719	SP-TT-IF-175Z	4" DROP SPINDLE FOR 3500 LB W/ 2-3/8" AXLE TUBE
851-4175	850-8149	850-4649	854-1719	SP-TT-IF-175AZ	4" DROP SPINDLE FOR 3500LB W/ 3" AXLE TUBE

Axle & Brake Components, Spindles & Fasteners



SPINDLE 4" DROP 5.2K 6K & 7K AXLES



4" Drop spindle for 3" axle tube with related inner bearing, outer bearings, and grease seals. W/ EZ Lube and Brake Flange

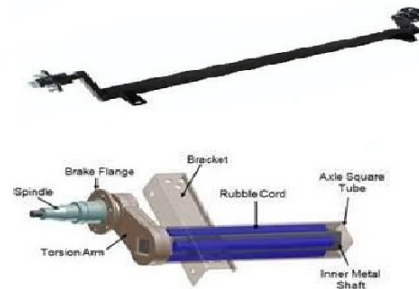
- INNER CONE # 850-5580
- OUTER CONE # FOR 5.2 K # 850-7048
- OUTER CONE # FOR 6K # 850-5123
- OUTER CONE # FOR 7K # 850-4125
- GREASE SEAL 2.125 ID # 854-2125

Order No.	MFG#	Description
851-5200	SP-UT-IFB-300Z-225	4" DROP SPINDLE FOR 3" AXLE TUBE

Axle & Brake Components, Suspension Parts



DEXTER TORSION AXLE ALL SIZES



AVAILABLE AS SPECIAL ORDER ONLY

Many sizes available from 600# and up to 10000 #

Order No.
SPECIAL ORDER

Axle & Brake Components, Suspension Parts



DEXTER SPRING AXLE BEAMS 2K

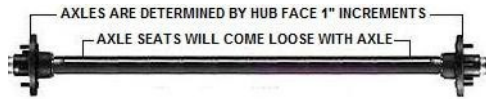
1-1/16" spindle. Includes loose spring seats, spindle nuts and cotter pins. Stock sizes.

Order No.	Track	Overall	Description
851-2156	56"	60.54"	AXLE BEAM
851-2159	59"	63.54"	AXLE BEAM
851-2160	60"	64.54"	AXLE BEAM
851-2164	64"	68.54"	AXLE BEAM
851-2166	66"	70.54"	AXLE BEAM
851-2168	68"	72.54"	AXLE BEAM
851-2169	69"	73.54"	AXLE BEAM

Axle & Brake Components, Suspension Parts



DEXTER SPRING AXLE BEAMS 3.5K STRAIGHT



Includes loose spring seats, spindle nuts and cotter pins. Stock sizes.

Order No.	Track	Overall	Outside Brake Flange	Description
851-3160	60"	64.44"	53.66"	AXLE BEAM
851-3162	62"	66.44"	55.66"	AXLE BEAM
851-3164	64"	68.44"	57.66"	AXLE BEAM
851-3168	68"	72.44"	61.66"	AXLE BEAM
851-3172	72"	76.44"	65.66"	AXLE BEAM
851-3176	76"	80.44"	69.66"	AXLE BEAM
851-3178	78"	82.44"	71.66"	AXLE BEAM
851-3180	80"	84.44"	73.66"	AXLE BEAM
851-3181	81"	85.44"	74.66"	AXLE BEAM
851-3182	82"	86.44"	75.66"	AXLE BEAM
851-3184	84"	88.44"	77.66"	AXLE BEAM
851-3186	86"	90.44"	79.66"	AXLE BEAM
851-3187	87"	91.44"	80.66"	AXLE BEAM
851-3188	88"	92.44"	81.66"	AXLE BEAM
851-3189	89"	93.44"	82.66"	AXLE BEAM
851-3190	90"	94.44"	83.66"	AXLE BEAM
851-3192	92"	96.44"	85.66"	AXLE BEAM
851-3193	93"	97.44"	86.66"	AXLE BEAM
851-3194	94"	98.44"	87.66"	AXLE BEAM
851-3195	95"	99.44"	88.66"	AXLE BEAM

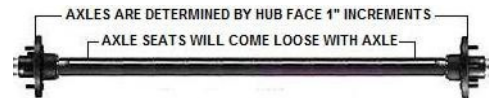


Order No.	Track	Overall	Description
851-2172	72"	76.54"	AXLE BEAM
851-2174	74"	78.54"	AXLE BEAM
851-2176	76"	80.54"	AXLE BEAM
851-2178	78"	82.54"	AXLE BEAM
851-2184	84"	88.54"	AXLE BEAM
851-2188	88"	92.54"	AXLE BEAM
851-2189	89"	93.54"	AXLE BEAM

Axle & Brake Components, Suspension Parts



AXIS 3.5K STRAIGHT SPRING AXLE BEAMS



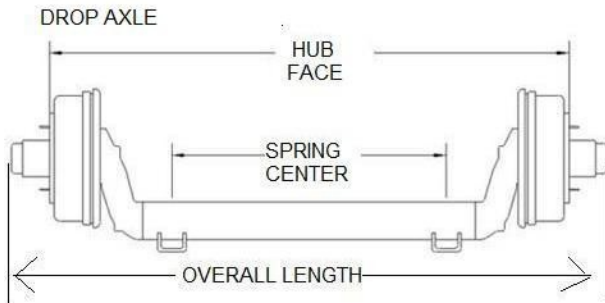
Includes lubed spindles, loose spring seats, spindle nuts, and cotter pins. Other sizes available as special order

Order No.	Track	Overall	Mfg#	Description
951-6031	60"	64.44"	A350SL2RPO-60.00	AXLE BEAM
951-6231	62"	66.44"	A350SL2RPO-62.00	AXLE BEAM
951-6431	64"	68.44"	A350SL2RPO-64.00	AXLE BEAM
951-6831	68"	72.44"	A350SL2RPO-68.00	AXLE BEAM
951-7231	72"	76.44"	A350SL2RPO-72.00	AXLE BEAM
951-7631	76"	80.44"	A350SL2RPO-76.00	AXLE BEAM
951-7831	78"	82.44"	A350SL2RPO-78.00	AXLE BEAM
951-8031	80"	84.44"	A350SL2RPO-80.00	AXLE BEAM
951-8131	81"	85.44"	A350SL2RPO-81.00	AXLE BEAM
951-8231	82"	86.44"	A350SL2RPO-82.00	AXLE BEAM
951-8431	84"	88.44"	A350SL2RPO-84.00	AXLE BEAM
951-8631	86"	90.44"	A350SL2RPO-86.00	AXLE BEAM
951-8731	87"	91.44"	A350SL2RPO-87.00	AXLE BEAM
951-8831	88"	92.44"	A350SL2RPO-88.00	AXLE BEAM
951-8931	89"	93.44"	A350SL2RPO-89.00	AXLE BEAM
951-9031	90"	94.44"	A350SL2RPO-90.00	AXLE BEAM
951-9231	92"	96.44"	A350SL2RPO-92.00	AXLE BEAM
951-9331	93"	97.44"	A350SL2RPO-93.00	AXLE BEAM
951-9431	94"	98.44"	A350SL2RPO-94.00	AXLE BEAM
951-9531	95"	99.44"	A350SL2RPO-95.00	AXLE BEAM
951-95313	95"	99.44"	A350SL3RP1-95.00	AXLE BEAM 3" TUBE

Axle & Brake Components, Suspension Parts



DEXTER SPRING AXLE BEAMS 3.5K 4" DROP

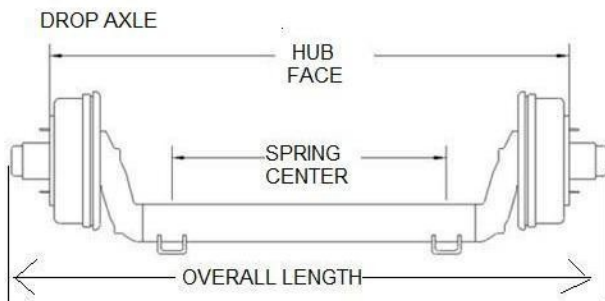


Includes loose spring seats, spindle nuts, and cotter pins. Stock sizes

Order No.	Track	Overall	Outside Brake Flange	Description
851-3272	72"	76.44" EST.	65.66" EST.	AXLE BEAM
851-3284	84"	88.44" EST.	77.66" EST.	AXLE BEAM
851-3287	87"	91.44" EST.	80.66" EST.	AXLE BEAM
851-3288	88"	92.44" EST.	81.66" EST.	AXLE BEAM
851-3290	90"	94.44" EST.	83.66" EST.	AXLE BEAM
851-3292	92"	96.44" EST.	85.66" EST.	AXLE BEAM
851-3294	94"	98.66" EST.	87.66" EST.	AXLE BEAM
851-3295	95"	99.44" EST.	88.66" EST.	AXLE BEAM
851-32953	95"	99.44" EST.	88.66" EST.	AXLE BEAM W/ 3" TUBE
851-3297	97"	101.44" EST.	90.66" EST.	AXLE BEAM



AXIS 3.5K 4" DROP SPRING AXLE BEAMS



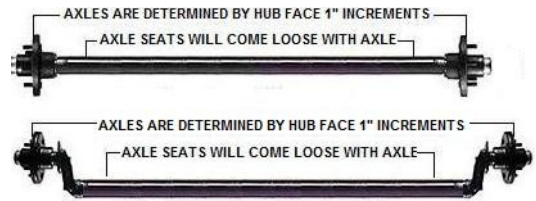
Includes lubed spindles, loose spring seats, spindle nuts, and cotter pins. Other sizes available as a special order

Order No.	Track	Overall	MFG#	Description
951-7232	72"	76.44"	A3504L2RPO-72.00	AXLE BEAM
951-8432	84"	88.44"	A3504L2RPO-84.00	AXLE BEAM
951-8732	87"	91.44"	A3504L2RPO-87.00	AXLE BEAM
951-8832	88"	92.44"	A3504L2RPO-88.00	AXLE BEAM
951-9032	90"	94.44"	A3504L2RPO-90.00	AXLE BEAM
951-9232	92"	96.44"	A3504L2RPO-92.00	AXLE BEAM
951-9432	94"	98.44"	A3504L2RPO-94.00	AXLE BEAM
951-9532	95"	99.44"	A3504L2RPO-95.00	AXLE BEAM
951-95323	95"	99.44"	A3504L3RP1-95.00	AXLE BEAM W/ 3" TUBE
951-9732	97"	101.44"	A3504L2RPO-97.00	AXLE BEAM

Axle & Brake Components, Suspension Parts



DEXTER SPRING AXLE BEAMS 5.2,6 AND 7K STRAIGHT & 4" DROP



Includes loose spring seats, spindle nuts, and cotter pins. Stock sizes.

More sizes available as special order

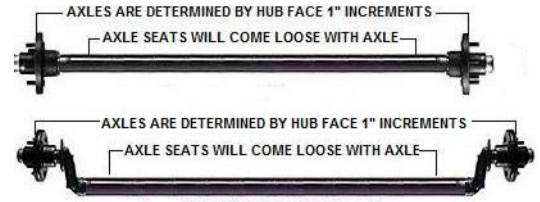
Order No.	Track	Overall	Outside Brake Flange	Description
851-5172	72"	79"	64.5"	AXLE BEAM STRAIGHT 5.2K
851-5186	86"			AXLE BEAM STRAIGHT 5.2K
851-5187	87"			AXLE BEAM STRAIGHT 5.2K
851-5190	90"			AXLE BEAM STRAIGHT 5.2K
851-5192	92"			AXLE BEAM STRAIGHT 5.2K
851-5194	94"			AXLE BEAM STRAIGHT 5.2K
851-5195	95"			AXLE BEAM STRAIGHT 5.2K
851-5272	72"	79"	64.5"	AXLE BEAM 4" DROP 5.2K
851-5280	80"			AXLE BEAM 4" DROP 5.2K
851-5284	84"			AXLE BEAM 4" DROP 5.2K
851-5286	86"			AXLE BEAM 4" DROP 5.2K
851-7188	88.5"			AXLE BEAM STRAIGHT 7K
851-7195	95"			AXLE BEAM STRAIGHT 7K

Axle & Brake Components, Suspension Parts



AXIS SPRING AXLE BEAM 7K STRAIGHT AND 4" DROP

Includes lubed spindles, loose spring seats, spindle nut, and cotter pins. More sizes available as special order




Order No.	Track	MFG#	Description
951-7271	72"	A700SL3HP1-72.00	STRT AXLE BEAM
951-8671	86"	A700SL3HP1-86.00	STRT AXLE BEAM
951-8771	87"	A700SL3HP1-87.00	STRT AXLE BEAM
951-9071	90"	A700SL3HP1-90.00	STRT AXLE BEAM
951-9271	92"	A700SL3HP1-92.00	STRT AXLE BEAM
951-9371	93"	A700SL3HP1-93.00	STRT AXLE BEAM

Order No.	Track	MFG#	Description
951-9471	94"	A700SL3HP1-94.00	STRT AXLE BEAM
951-9571	95"	A700SL3HP1-95.00	STRT AXLE BEAM
951-9072	90"	A7004L3HP1-90.00	4" DROP AXLE BEAM
951-9272	92"	A7004L3HP1-92.00	4" DROP AXLE BEAM
951-9472	94"	A7004L3HP1-94.00	4" DROP AXLE BEAM
951-9572	95"	A7004L3HP1-95.00	4" DROP AXLE BEAM

AXLE U-BOLT & NUTS (2K-7.2K)

U-bolts for use on tie plates and other trailer applications. Available as kit with U-bolt and plain nut. Can order individual items separately. See table below.



Order No.	Ref	Description
854-8201	A	U-BOLT ONLY 3" X 6-1/2" ROUND
854-8301		U-BOLT W/ NUTS 3"X6 1/2" RND
854-8202	B	U-BOLT ONLY 3" X 7" ROUND
854-8302		U-BOLT AND NUTS 3" X7" RND
854-8200	B	U-BOLT ONLY 3" X 7" 9/16"-18 THREAD ROUND
854-8300		U-BOLT AND NUTS 3" X 7" (9/16) RND
854-8225	C	U-BOLT ONLY 2-3/8" X 6.25" ROUND
854-8325		U-BOLT AND NUTS 2-3/8" X 6.25" RND
854-8204	C	U-BOLT ONLY 2-3/8" X 5-1/8" ROUND
854-8304		U-BOLT AND NUTS 2-3/8" X 5-1/8" RND

Order No.	Ref	Description
854-8207	D	U-BOLT ONLY 1-3/4" X 4-3/8" ROUND
854-8307		U-BOLT AND NUTS 1-3/4" X 4-3/8" RND
854-8213	F	U-BOLT ONLY 2" x 5-1/8" 1/2 THREAD SQUARE
854-8313		U-BOLT AND NUTS 2" X 5-1/8" (1/2) SQUARE
854-8217	G	U-BOLT ONLY 1-3/4" X 4-3/8" SQUARE
854-8317		U-BOLT AND NUTS 1-3/4" X 4-3/8" SQUARE
854-2201	H	NUT ONLY 1/2"-20 FOR U-BOLT
854-2202	I	LOCKNUT ONLY 1/2-20
854-2056		NUT ONLY 9-16"-18 FOR U-BOLT
854-2916		LOCKNUT ONLY 9/16"-18

Axle & Brake Components, Suspension Parts



U-BOLTS AND NUTS (8K-15K)

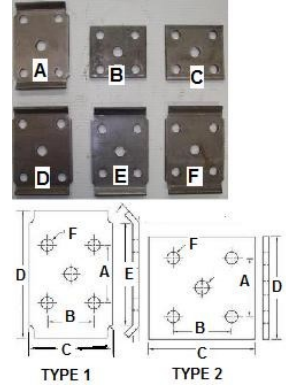
U-Bolts and Nuts for 8K-15K axles

Order No.	MFG#	Description
854-1123	011-123-01	U-BOLT 3.5 X 7.80-9/16 (8K 3.5" AXLE TUBE)
854-6301	006-301-00	FLANGE NUT (9/16) FOR 8K U-BOLT
854-1064	011-064-00	U-BOLT 4" X 8-1/8"- 5/8 (9K 4" AXLE TUBE)
854-6038	006-038-00	LOCK NUT 5/8-11 FOR 9K, 10KGD, 10KHD
854-1077	011-077-00	U-BOLT 5" X 8-7/8"-5/8 (10KGD & 10KHD 5" AXLE TUBE)
854-1070	011-070-00	U-BOLT 5" X 9-5/8"- 3/4 (12K-15K 5" AXLE TUBE)
854-6113	006-113-00	LOCKNUT 3/4-10 FOR 12K-15K U-BOLT

Axle & Brake Components, Suspension Parts

TIE PLATES (2K-7.2K)

U-bolt tie plates used for securing leaf springs to axle. Specifications and dimensions in table below are for reference only.



Order No.	Ref.	Type	Axle	A	B	C	D	MFG#	Description
854-1214	B	2	1.75"	2.31"	2.31"	3.75"	3.50"	TP175175	TIE PLATE 1-3/4" SPRING
854-1209	B	2	2.00"	2.63"	2.38"	3.50"	3.50"	TP-200175-T2	TIE PLATE 1-3/4" SPRING
854-0175	D	1	2.00"	2.63"	2.38"	4.00"	5.92"	TP-200175	TIE PLATE 1-3/4" SPRING 9/16" HOLES
854-1230	E	1	2.38"	2.94"	2.31"	3.75"	5.92"	TP238175	TIE PLATE 1-3/4" SPRING
854-1240	F	1	2.38"	2.94"	2.56"	4.00"	5.92"	TP238200	TIE PLATE 2" SPRING
854-1210	A	1	3.00"	3.62"	2.38"	3.75"	5.92"	TP300175	TIE PLATE 1-3/4" SPRING
854-1220	D	1	3.00"	3.56"	2.59"	4.00"	5.92"	TP300200	TIE PLATE 2" SPRING
854-0209	A	1	3.00"	3.56"	2.59"	4.00"	5.92"	TP-300209	TIE PLATE 2" SPRING 9/16" HOLE

Axle & Brake Components, Suspension Parts



TIE PLATES (8K-15K)

Tie plates for HD axles 8k-15k

Order No.	MFG#	Description
854-2037	012-037-00	TIE PLATE 8K 3.5 TUBE, 2" WIDE SPRING
854-2042	012-042-00	TIE PLATE 9K, 4" TUBE, 2" WIDE SPRING
854-2049	012-049-00	TIE PLATE 10K GD, 5" TUBE, 2.5" WIDE SPRING
854-2053	012-053-00	TIE PLATE 10K HD, 5" TUBE, 2.5" WIDE SPRING
854-2046	012-046-00	TIE PLATE 12K-15K, 5" TUBE, 3" WIDE SPRING

TIE PLATE KITS FOR 1 AXLE WITH 1-3/4" SPRING



Tie plate kits for 1-3/4" wide springs include tie plates, U-Bolt and nut for one axle. Table shows U-Bolt size, and quantity of each component with DH item numbers.

Order No.	U-Bolt Size	Quantity Tie Plate #	Quantity U-Bolt #	Quantity U-Bolt Nut #	Description
854-0201	1-3/4" x 4-3/8"	(2) 854-1214	(4) 854-8207	(8) 854-2201	TIE PLATE KIT 2K
854-0221	2-3/8" x 5-1/8"	(2) 854-1230	(4) 854-8225	(8) 854-2201	TIE PLATE KIT 3.5K
854-0241	3" X 6-1/2"	(2) 854-1210	(4) 854-8201	(8) 854-2201	TIE PLATE KIT 5.2K

Axle & Brake Components, Suspension Parts


TIE PLATE KITS FOR 1 AXLE WITH 2" SPRINGS



Tie plate kits for 2" wide springs include tie plate, U-bolts and nuts for one axle.

Order No.	U-Bolt Size	Tie Plate #	U-Bolt #	U-Bolt Nut #	Description
854-0242	3" X 6-1/2"	(2) 854-1220	(4) 854-8201	(8) 854-2201	TIE PLATE KIT 5.2 K
854-2634	3" X 7"	(2) 854-1220	(4) 854-8202	(8) 854-2201	TIE PLATE KIT 7K

SPRING SEATS



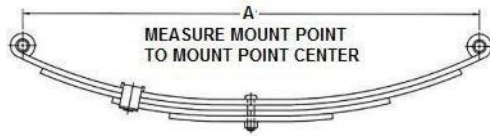
Spring seats for 1.3/4", 2-3/8" and 3.00" round trailer axles.

Order No.	Reference	MFG#	Description
851-2005	A	SS-175	SPRING SEAT 1-3/4" AXLE
851-3005	B	SS-238	SPRING SEAT 2-3/8" AXLE
851-5005	C	SS-300	SPRING SEAT 3" AXLE

Axle & Brake Components, Suspension Parts



SPRINGS DOUBLE EYE 1-3/4" (2 LEAF)

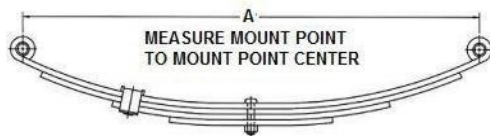


1-3/4" wide springs constructed with heavy duty spring steel. Leaf springs sold as each includes 9/16" I.D. nylon bushings in each eye. Other sizes available special order call for pricing and availability.

Order No.	Length	Leaves	Capacity	UNA Ref.	Description
850-0121	26.00"	2	300 LB	UNA-121,26-350,AS2,DE-26350	DBL. EYE SPRING



SPRINGS DOUBLE EYE 1-3/4" (3 LEAF)



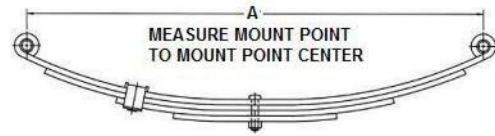
1-3/4" wide springs constructed with heavy duty spring steel. Leaf springs sold as each include 9/16" I.D. nylon bushings in each eye. Other sizes available special order call for pricing and availability.

Order No.	Length	Leaves	Capacity	UNA References	Description
850-0169	20.38"	3	1000 LB	UNA-169,X1020, DE-7217	DBL. EYE SPRING
850-0168	20.31"	3	700 LB	UNA-168, DX-720,DE-7216	DBL. EYE SPRING
850-0216	23.13"	3	1750 LB	UNA-216, 1724-3L,DE-729	DBL. EYE SPRING
850-0219	25.25"	3	1250 LB	UNA-219, SW3B,DE-7222	DBL. EYE SPRING
850-0217	25.25"	3	1500 LB	UNA-217,DE-7223	DBL. EYE SPRING
850-0220	25.25"	3	2000 LB	UNA-220, 1762, SW3, PR3,DE-7224	DBL. EYE SPRING
850-0122	26.00"	3	500 LB	UNA-122, 25-500, AS3,DE-26500	DBL. EYE SPRING
850-0050	26.00"	3	1500 LB	UNA-050, AWS3, DE-AWS3	DBL. EYE SPRING
850-0144	27.00"	3	750 LB	UNA-144, 15327,DE-33611	DBL. EYE SPRING
850-0141	27.00"	3	1000 LB	UNA-141, 20327,DE-33612	DBL. EYE SPRING
850-0224	29.75"	3	1250 LB	RA-72-34, DE-3L	DBL. EYE SPRING

Axle & Brake Components, Suspension Parts



SPRINGS DOUBLE EYE 1-3/4" (4 LEAF)

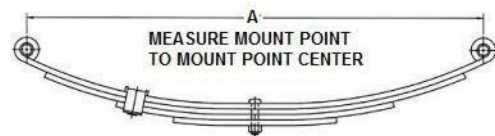


1-3/4" wide springs constructed with heavy duty spring steel. Leaf springs sold as each includes 9/16" I.D. nylon bushings in each eye. Other sizes available special order call for pricing and availability.

Order No.	Length	Leaves	Capacity	UNA Ref.	Description
850-0167	20.50"	4	1400 LB	UNA-167, DE-7213	DBL. EYE SPRING
850-0079	23.13"	4	2000 LB	UNA-170, WAH-4,DE-7218	DBL. EYE SPRING
850-0221	25.13"	4	3000 LB	UNA-221,DE-7226	DBL. EYE SPRING
850-0212	25.25"	4	1750 LB	UNA-212,SW3B,DE-7242	DBL. EYE SPRING
850-0218	25.25"	4	2500 LB	UNA-218,SW4,,DE-7225	DBL. EYE SPRING
850-0124	26.00"	4	1000 LB	UNA-124,AS4,DE-261000	DBL. EYE SPRING
850-0051	26.00"	4	2000 LB	UNA-051,AWS4,DE-AWS4	DBL. EYE SPRING
850-0210	27.00"	4	2100 LB	UNA-210,35427,DE-33613	DBL. EYE SPRING



SPRINGS DOUBLE EYE 1-3/4" (5 LEAF)



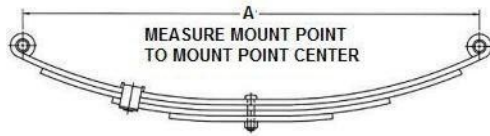
1-3/4" wide springs constructed with heavy duty spring steel. Leaf springs sold as each includes 9/16" I.D. nylon bushings in each eye. Other sizes available special order call for pricing and availability.

Order No.	Length	Leaves	Capacity	UNA Ref	Description
850-0111	25.25"	5	2900 LB	UNA-111,DE-1764,SW5,1764	DBL. EYE SPRING
850-0052	26.00"	5	2500 LB	UNA-052,AWS5,DE-AWS5	DBL. EYE SPRING

Axle & Brake Components, Suspension Parts



SPRINGS DOUBLE EYE 1-3/4" (6 LEAF)



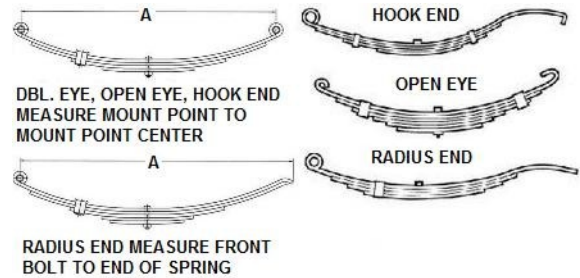
1-3/4" wide springs constructed with heavy duty spring steel. Leaf springs sold as each includes 9/16" I.D. nylon bushings in each eye. Other sizes available special order call for pricing and availability.

Order No.	Length	Leaves	Capacity	UNA Ref.	Description
850-0222	24.88"	6	3500 LB	UNA-222,1769,DE-7227	DBL. EYE SPRING
850-0223	25.25"	6	3500 LB	UNA-223, SW6	DBL EYE SPRING
850-0142	27.00"	6	3000 LB	UNA-142,60627,DE-33617	DBL. EYE SPRING

Axle & Brake Components, Suspension Parts



SPRINGS SLIPPER




Slipper springs radius end, open eye and hook end see below table for specifications.

Order No.	Width	Length	Leaves	Capacity	Type	References	Description
850-0178	1-3/4"	24.62"	3	750 LB	RADIUS	UNA-178, SR-WE3	SLIPPER SPRING
850-0177	1-3/4"	24.62"	2	550 LB	RADIUS END	UNA-177, SR-WC2	SLIPPER SPRING
850-0179	1-3/4"	24.62"	4	1000 LB	RADIUS	UNA-179, SR-WH4	SLIPPER SPRING
850-0040	1-3/4"	30"	4	2000 LB	FLAT	UNA-40, SF-434117	SLIPPER SPRING
850-0264	1-3/4"	26.25"	4	2350 LB	OPEN EYE REQUIRES 1" BUSHING	UNA-264, SO-C4	SLIPPER SPRING
850-0160	2"	26.98"	5	3400 LB	HOOK END	UNA-160, SH-E5226	SLIPPER SPRING
850-0231	2"	26.50"	4	2500 LB.	HOOK END	UNA-231, SH-7231	SLIPPER SPRING
850-0232	2"	26.50"	5	3500 LB	HOOK END	UNA-232, SH-7232	SLIPPER SPRING
850-0285	2"	26.50"	7	4000 LB	HOOK END	UNA-233, SH-7233	SLIPPER SPRING
850-0161	2"	29.50"	6	4300 LB	HOOK END	UNA-161, SH-E5115	SLIPPER SPRING

Axle & Brake Components, Suspension Parts

SPRING BUSHINGS

Spring bushings sold bulk except for bronze bushing. See below table for specifications.



Order No.	I.D.	O.D.	Length	Reference	MFG#	Description
854-9100	9/16"	1-5/16"	2"	A	14-54	SPRING BUSHING 3T3 TYPE NYLON
854-9612	9/16"	11/16"	1-3/4"	B	BU1-1566	SPRING BUSHING NYLON
854-9613	9/16"	7/8"	1-3/4"	C	BU1-1568	SPRING BUSHING NYLON
854-9628	9/16"	1"	1-3/4"	D		SPRING BUSHING NYLON
854-9629	9/16"	11/16"	2"	E	BU1-2566	SPRING BUSHING NYLON
840-0291	9/16"	11/16"	1-3/4"	F	K71-291-00	BRONZE BUSHINGS 4 PACK
840-0077	9/16"	11/16"	1-3/4"	F	BU1-1566B	BRONZE BUSHING BULK
854-4073	.646	1.30	2.18		014-073-01	BUSHING (9K) STEEL/ RUBBER/ STEEL
854-4067	.75	1.00	2.50		014-067-00	BUSHING (10KGD) BRONZE
854-4111	.88	1.125	2.50		014-111-00	BUSHING (10KGD) BRONZE
854-4112	.75	2.00	2.50		014-112-00	BUSHING (10KGD) RUBBER/ STEEL
854-4069	1.00	2.06	3.12		014-069-00	BUSHING (10KHD-15K) RUBBER/ STEEL
854-4051	1.00	1.25	3.00		014-051-00	BUSHING (10KHD-15K) BRONZE

Axle & Brake Components, Suspension Parts

SHACKLE BOLTS & NUTS

Shackle bolts 2 sizes can be ordered with or without nut. See table below.




Order No.	Ref.	Description
854-0181	A	SHACKLE BOLT 9/16"-18 X 3"
854-1181	A / D	SHACKLE BOLT 9/16"-18 X 3" W/NUT
854-0182	B	SHACKLE BOLT 9/16"-18 X 3-1/2"
854-1182	B / D	SHACKLE BOLT 9/16"-18 X 3-1/2" W/NUT
854-2202	C	LOCKNUT 1/2"-20
854-9181	D	LOCKNUT 9/16"-18 FOR S-BOLT G5



SHOULDER SHACKLE BOLTS & NUTS

Dry has no zerk fitting wet does.

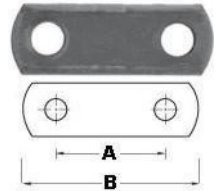


Order No.	Reference	MFG#	Description
854-7126	A	FA-7-216	DRY SHACKLE SHOULDER BOLT 3"
854-0692	B	FA-6-92Z	FLANGED LOCK-NUT 7/16"-20
854-7187	C	FA-7-187	WET SHACKLE SHOULDER BOLT 3"
854-7236	D	FA-7-236-1	WET SHACKLE SHOULDER BOLT 3-1/2"

Axle & Brake Components, Suspension Parts

SHACKLE LINKS

Suspension component that connects the spring to the trailer frame. The double pivot action of the shackle links allow the spring to move freely. See below table for specifications.




Order No.	Dimension A	Dimension B	MFG#	Description
854-1100	2.00"	3.25"	SL-200	SHACKLE LINK SHORT 2" CTR
854-1811	2.25"	3.50"	SL-225	SHACKLE LINK 2.25" CTR
854-1500	2.56"	3.81"	SL-256	SHACKLE LINK MEDIUM 2.5" CTR
854-0275	2.75"	4.00"	SL-275	SHACKLE LINK 2.75" CTR
854-1200	3.13"	4.38"	SL-313	SHACKLE LINK LONG 3-1/8" CTR
854-2500	5.13"	6.38"	1536213	SHACKLE LINK X-LONG 5-1/8" CTR

Axle & Brake Components, Suspension Parts



SHACKLE ASSEMBLIES DEXTER HD & EXTRA HD




For 1-3/4" wide springs. Can be ordered as a kit or each item can be ordered separately. See below table for specifications.

Order No.	Quantity / Ref.	MFG#	Description
854-1800	(1) A, (1) D, (2) E		HD SHACKLE LINK KIT
854-2825	(1) B, (1) C, (2) E		EXTRA HD SHACKLE LINK KIT
854-1811	A	SL-225	SHACKLE LINK 2.25" CTR
854-8241	B	018-024-01	SHACKLE LINK EXTRA HD 2.25" CTR
854-1825	C	018-026-00	SHACKLE LINK WITH BOLT HD
854-1820	D	018-020-00	SHACKLE LINK ASSEMBLY HD 2.25" CTR
854-0692	E	FA-6-92Z	FLANGED LOCK-NUT 7/16"-20

Axle & Brake Components, Suspension Parts

SUSPENSION BOLTS AND NUTS



Order No.	Ref.	MFG#	Description
854-6111	A	006-111-00	HEX LOCK NUT 7/8"-9 (USE W/ BOLT 854-7001)
854-7001	B	007-001-02	CENTER BOLT 7/8"-9 X 4.62" WET W/O PIN HOLE
854-7212	C	FA-6-3	SLOTTED NUT 7/8"-9 FOR CENTER BOLT (USE W/ BOLT 854-7112)
854-7112	B	FA-7-1-0	CENTER BOLT 7/8"-9 X 4.62" WET WITH PINHOLE
854-7136		007-136-02	CENTER BOLT 1"-8 X 5.25" WET
854-6112		006-112-00	NUT FOR 1"-8 CENTER BOLT
854-7181		007-181-00	SPRING EYE BOLT 5/8"-11 X 4" (9K)
854-6038		006-038-00	NUT 5/8"-11 LOCKING (9K) FOR BOLT 854-7181
854-7182		007-182-00	CENTER BOLT 1"-8 X 5" (9K)

Order No.	Ref.	MFG#	Description
854-7264		007-264-00	SPRING EYE BOLT 3/4"-10 X 4.5" (10K GD)
854-6113		006-113-00	NUT 3/4"-10 LOCKING (10K GD) FOR BOLT 854-7264
854-7169		007-169-00	CENTER BOLT 1"-8 X 5.5" (10K GD) (SPRING EYE BOLT (10KHD-15K)
854-7095		007-095-00	KEEPER BOLT 1/2"-20 X 4.5" (10K HD - 15K)
858-6046		006-046-00	NUT FLANGE 1/2"-20 (10K HD - 15K) FOR BOLT 854-7095
854-7170		007-170-00	CENTER BOLT 1-1/8"-7 X 6" (10K HD -15K)
854-6072		006-072-00	NUT 1-1/8"-7 LOCKING (10K HD - 15K)

Axle & Brake Components, Suspension Parts

KEEPER BOLT & NUT

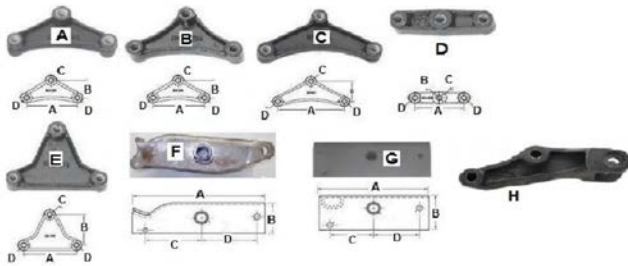
5/16" -18 keeper bolt and lock nut.



Order No.	Ref.	MFG#	Description
854-7113	A	CSG2031C0325Z	HEX HEAD KEEPER BOLT 5/16"-18 x 3-1/4"
854-7213	B	006-011-00	HEX LOCK NUT KEEPER BOLT 5/16"-18



EQUALIZERS (3.5K-8K)



Equalizers

Order No.	Ref.	MFG#	Description
854-1042	A	EQ-104	EQUALIZER CAST 5.75" L x 2" HIGH
854-1356	B	EQ-356	EQUALIZER CAST 6-1/8" L x 2.5" H
854-1301	C	EQ-E1	EQUALIZER, CAST 7.75" L X 2.88" H
854-1329	D		EQUALIZER CAST STRAIGHT 5.5" L x 1-1/2" H
854-1131	E	EQ-310	EQUALIZER CAST 6.16" L X 4" H
854-1340	F	013-004-00	STRAIGHT EQUALIZER 2" SLIPPER SPRINGS 33.50" SPACING W/CENTER BUSHING 11" L x 3.5" H
854-1304	G	EQ-1304	EQUALIZER 2" SLIPPER SPRING 11" L X 3.5" H
854-1344	G	EQ-1344	EQUALIZER 2" SLIPPER SPRINGS 36.00" SPACING W/BUSHING & SLIPPER PAD 13.13" L x 3.5" H
854-4541	G	EQ-4541	EQUALIZER 2" SLIPPER SPRING 12"X4" W/ 9/16 KEEPER BOLT HOLE
854-0105	H	EQ-105	EQUALIZER CAST 6.75" X 2.00"

Axle & Brake Components, Suspension Parts

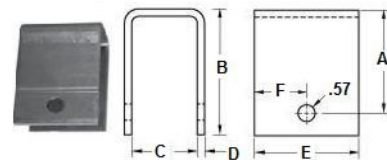


HD EQUALIZERS (9K-15K)

Equalizers for 9k-15k axles

Order No.	MFG#	Description
854-3117	013-117-03	EQUALIZER, 2" SPRING (13-1/8" LONG) FOR 38" SPACING (9K)
854-3118	013-118-03	EQUALIZER, 2" SPRING (17-3/8" LONG) FOR 42.25" SPACING (9K)
854-3119	013-119-03	EQUALIZER, 2" SPRING (23.5" LONG) FOR 48.5" SPACING (9K)
854-3139	013-139-03	EQUALIZER, 2.5" SPRING (14.25" LONG) FOR 38" SPACING (10KGD)
854-3140	013-140-03	EQUALIZER, 2.5" SPRING (18-3/8" LONG) FOR 42.25" SPACING (10KGD)
854-3141	013-141-03	EQUALIZER, 2.5" SPRING (24-5/8" LONG) FOR 48.5" SPACING (10KGD)
854-3107	013-107-07	EQUALIZER, 3" SPRING (14.25" LONG) FOR 38" SPACING (10KHD-15K)
854-3108	013-108-03	EQUALIZER, 3" SPRING (18-3/8" LONG) FOR 42.25" SPACING (10KHD-15K)
854-3109	013-109-03	EQUALIZER, 3" SPRING (24.75" LONG) FOR 48.5" SPACING (10KHD-15K)

SPRING HANGERS 1-3/4" SPRING



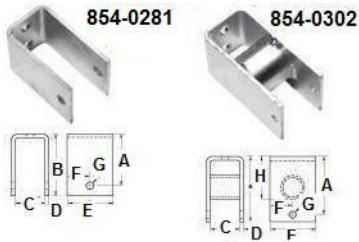
Made of high quality pickled and oiled structural steel per ASTM specifications. Specifications and dimensions shown in below table are for reference only.

Order No.	A	B	C	MFG#	Description
854-0933	1.00"	2.25"	1.30"	AA15 37765	SPRING HANGER REAR 1-3/4" WIDE
854-0931	1.00"	2.25"	1.30"	030-020-00	SPRING HANGER REAR WITH BUSHING
854-0286	1.44"	2.06"	1.88"	HG-144	SHORT FRONT HANGER 1- 1/2" DROP
854-0298	2.00"	2.63"	1.88"	HG-200	SPRING HANGER MEDIUM FRONT 2" DROP
854-0283	2.46"	3.09"	1.88"	HG-246	SPRING HANGER MED'M FRONT 2-1/2" DROP
854-0285	3.25"	3.87"	1.88"	HG-325	SPRING HANGER LONG CENTER 3-1/4" DROP
854-2849	4.25"	4.87"	1.88"	HG-425	SPRING HANGER FRONT 4-1/4" DROP

Axle & Brake Components, Suspension Parts



SPRING HANGERS 2" SPRING



Made of high quality hot rolled structural steel. Specifications and dimensions in table below are for reference only.

Order No.	A	B	C	MFG#	Description
854-0281	4.25"	4.88"	2.25"	HG-281-F	HD FRONT HANGER 2" SPRING
854-0302	5.25"	5.72"	2.25"	HG-3028-R	HD REAR HANGER 2" SLIPPER SPRING
854-0791				A169-0708	LD FRONT/REAR SHORT HANGER 2" W X 1-3/4" H



SPRING HANGERS (9K)

Hangers for 9k axles 2" wide springs

Order No.	MFG#	Description
854-8068	028-068-04	HANGER (9K) 5" HIGH, 2" WIDE SPRING, FRONT
854-0068	030-068-01	HANGER (9K) 4.85" HIGH, 2" WIDE SPRING, REAR
854-9039	029-039-04	HANGER (9K) 4.50" HIGH, 2" WIDE SPRING, CENTER

Axle & Brake Components, Suspension Parts



SPRING HANGERS (10K GD)

Spring hangers for 10k General Duty axles

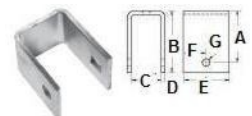
Order No.	MFG#	Description
854-8074	028-074-02	HANGER (10KGD) 5.25" HIGH, 2.5" WIDE SPRING, FRONT (3/4 BOLT HOLE)
854-0061	030-061-01	HANGER (10KGD) 4.5" HIGH, 2.5" WIDE SPRING, REAR
854-9042	029-042-02	HANGER (10KGD) 5-3/8" HIGH, 2.5" WIDE SPRING, CENTER



SPRING HANGERS (10KHD-15K)

Hangers for 10k hd -15k axles

Order No.	MFG#	Description
854-8067	028-067-04	HANGER (10KHD-15K) 6.25" HIGH, 3" WIDE SPRING, FRONT
854-0066	030-066-01	HANGER (10KHD-15K) 6.63" HIGH, 3" WIDE SPRING, REAR
854-9043	029-043-02	HANGER (10KHD-15K) 4.12" HIGH, 3" WIDE SPRING, CENTER



EQUALIZER HANGER

Made of high quality hot rolled structural steel. Specifications and dimensions in table below are for reference only.

Order No.	A	B	C	MFG#	Description
854-0291	3.50"	4.50"	3.06"	HG-291-C	HANGER CENTER 2" SLIPPER SPRING

Axle & Brake Components, Suspension Parts

A/P SINGLE AXLE KITS LONG LINKS 1-3/4" DBL EYE SPRINGS

Attaching parts kit, two options 854-1021 for short front hanger and 854-1023 for long front hanger.



Order No.	Quantity A	Quantity B	Quantity C	Quantity D	Quantity E	Description
854-1021	(4) 854-1200 SHACKLE LINK LONG 3-1/8" CTR	(6) 854-0181 SHACKLE BOLT 9/16"-18x3"	(6) 854-9181 LOCKNUT 9/16"-18 FOR S-BOLT G5	(2) 854-0286 SHORT FRONT HANGER 1- 1/2" DROP	(2) 854-0933 SPRING HANGAR REAR 1-3/4" WIDE	A/P KIT DBL EYE SHORT HANGER 1 AXLE
854-1023	(4) 854-1200 SHACKLE LINK LONG 3-1/8" CTR	(6) 854-0181 SHACKLE BOLT 9/16"-18x3"	(6) 854-9181 LOCKNUT 9/16"-18 FOR S-BOLT G5	(2) 854-0285 SPRING HANGER LONG CENTER 3-1/4"DROP	(2) 854-0933 SPRING HANGAR REAR 1-3/4" WIDE	A/P KIT DBL EYE LONG HANGER 1 AXLE

A/P TANDEM AXLE KITS SHORT LINKS 1-3/4" DBL EYE SPRING

Attaching parts kits, three options 854-2021 for short front hanger, 854-2022 for medium front hanger and 854-2023 for long front hangers.



Order No.	Quantity A	Quantity B	Quantity C	Quantity D	Quantity E	Description
854-2021	(8) 854-1100 SHACKLE LINK SHORT 2" CTR	(14) 854-0181 SHACKLE BOLT 9/16"-18x3"	(14) 854-9181 LOCKNUT 9/16"-18 FOR S-BOLT G5	(2) 854-1131 EQUALIZER CAST 6-1/8" L x 2.5" H	(6) 854-0286 SHORT FRONT HANGER 1- 1/2" DROP	A/P KIT DBL EYE SHORT HANGER 2 AXLE
854-2022	(8) 854-1100 SHACKLE LINK SHORT 2" CTR	(14) 854-0181 SHACKLE BOLT 9/16"-18x3"	(14) 854-9181 LOCKNUT 9/16"-18 FOR S-BOLT G5	(2) 854-1131 EQUALIZER CAST 6-1/8" L x 2.5" H	(6) 854-0298 SPRING HANGER MEDIUM FRONT 2" DROP	A/P KIT DBL EYE MEDIUM HANGER 2 AXLE
854-2023	(8) 854-1100 SHACKLE LINK SHORT 2" CTR	(14) 854-0181 SHACKLE BOLT 9/16"-18x3"	(14) 854-9181 LOCKNUT 9/16"-18 FOR S-BOLT G5	(2) 854-1131 EQUALIZER CAST 6-1/8" L x 2.5" H	(6) 854-0285 SPRING HANGER LONG CENTER 3-1/4" DROP	A/P KIT DBL EYE LONG HANGER 2 AXLE

A/P TRIPLE AXLE KITS SHORT LINKS 1-3/4" DBL EYE SPRING

Attaching parts kit, two options 854-3021 for short hanger and 854-3023 for long hanger.




Order No.	Quantity A	Quantity B	Quantity C	Quantity D	Quantity E	Description
854-3021	(16) 854-1100 SHACKLE LINK SHORT 2" CTR	(24) 854-0181 SHACKLE BOLT 9/16"-18x3"	(24) 854-9181 LOCKNUT 9/16"-18 FOR S-BOLT G5	(4) 854-1131 EQUALIZER CAST 6-1/8" L x 2.5" H	(8) 854-0286 SHORT FRONT HANGER 1- 1/2" DROP	A/P KIT DBL EYE SHORT HANGER 3 AXLE
854-3023	(16) 854-1100 SHACKLE LINK SHORT 2" CTR	(24) 854-0181 SHACKLE BOLT 9/16"-18x3"	(24) 854-9181 LOCKNUT 9/16"-18 FOR S-BOLT G5	(4) 854-1131 EQUALIZER CAST 6-1/8" L x 2.5" H	(8) 854-0285 SPRING HANGER LONG CENTER 3-1/4"DROP	A/P KIT DBL EYE LONG HANGER 3 AXLE

Axle & Brake Components, Suspension Parts

A/P SINGLE AXLE KIT STANDARD DUTY 1-3/4" SLIPPER SPRING

Attaching parts kit for 1-3/4" slipper spring standard duty one axle.

- A- (4) 854-0286 SHORT FRONT HANGER 1-1/2" DROP
- B- (4) 854-0181 SHACKLE BOLT 9/16" -18 X 3"
- C- (4) 854-9181 LOCKNUT 9/16"-18 FOR SHACKLE BOLT G5




Order No.	Description
854-1030	A/P KIT 1-3/4" SLIPPER 1 AXLE

Axle & Brake Components, Suspension Parts

A/P SINGLE AXLE HEAVY DUTY KIT 2" SLIPPER SPRING

Attaching part kit # 854-1032 for 2" slipper spring heavy duty.

- A- (2) 854-0281 HD FRONT HANGER 2" SLIPPER SPRING
- B- (2) 854-0302 HD REAR HANGER 2" SLIPPER SPRING
- C- (2) 854-7113 HEX HEAD KEEPER BOLT 5/16-18 X 3-1/4
- D- (2) 8547213 HEX LOCK NUT 5/16-18
- E- (2) 854-0182 SHACKLE BOLT 9/16-18 X 3-1/2
- F- (2) 854-9181 LOCKNUT 9/16-18 FOR SHACKLE BOLT G5




Order No.	Description
854-1032	A/P KIT 2" SLIPPER HD 1 AXLE

A/P SINGLE AXLE KIT LIGHT DUTY 2" SLIPPER SPRING

Attaching part kit # 854-1091 for 2" slipper spring light duty single axle.

- A- (4) 854-0791 LD FRONT/REAR SHORT HANGER
- B- (4) 854-0182 SHACKLE BOLT 9/16-18 X 3-1/2
- C- (4) 854-9181 LOCKNUT 9/16-18 FOR SHACLE BOLT G5




Order No.	Description
854-1031	A/P KIT 2" SLIPPER LD 1 AXLE

Axle & Brake Components, Suspension Parts

A/P TANDEM & TRIPLE AXLE KITS HD 2" SLIPPER SPRING WITH 11" EQUALIZER


Tandem and triple axle kits for 2" slipper spring heavy duty with 11" equalizer.



Order No.	Quantity A	Quantity B	Quantity C	Quantity D	Quantity E	Quantity F	Quantity G	Quantity H	Quantity I	Quantity J	Description
854-2031	(2) 854-1304 STRAIGHT EQUALIZER 2" SLIPPER SPRING 11" L x 3.5" H	(2) 854-7112 CENTER BOLT 7/8"-9 X 4.62" WET WITH PINHOLE	(2) 854-7212 SLOTTED NUT 7/8"-9 FOR CENTER BOLT	(4) 854-7113 HEX HEAD KEEPER BOLT 5/16"-18 x 3-1/4"	(4) 854-7213 HEX LOCK NUT KEEPER BOLT 5/16"-18	(2) 854-0291 HANGER CENTER 2" SLIPPER SPRING	(2) 854-0281 HD FRONT HANGER 2" SLIPPER SPRING	(2) 854-0302 HD REAR HANGER 2" SLIPPER SPRING	(4) 854-9181 LOCKNUT 9/16"-18 FOR S-BOLT G5	(4) 854-0182 SHACKLE BOLT 9/16"-18 x 3-1/2"	A/P KIT HD W/11" EQUALIZE R 2" SLIPPER SPRING 2 AXLE
854-3031	(4) 854-1304 STRAIGHT EQUALIZER 2" SLIPPER SPRING 11" L x 3.5" H	((4) 854-7112 CENTER BOLT 7/8"-9 X 4.62" WET WITH PINHOLE	(4) 854-7212 SLOTTED NUT 7/8"-9 FOR CENTER BOLT	(6) 854-7113 HEX HEAD KEEPER BOLT 5/16"-18 x 3-1/4"	(6) 854-7213 HEX LOCK NUT KEEPER BOLT 5/16"-18	(4) 854-0291 HANGER CENTER 2" SLIPPER SPRING	(2) 854-0281 HD FRONT HANGER 2" SLIPPER SPRING	(2) 854-0302 HD REAR HANGER 2" SLIPPER SPRING	(6) 854-9181 LOCKNUT 9/16"-18 FOR S-BOLT G5	(6) 854-0182 SHACKLE BOLT 9/16"-18 x 3-1/2"	A/P KIT HD W/11" EQUALIZE R 2" SLIPPER SPRING 3 AXLE

A/P TANDEM & TRIPLE AXLE KITS HD 2" SLIPPER SPRING WITH 13" EQUALIZER

Tandem and triple axle kits for 2" slipper spring heavy duty with 13" equalizer.



Order No.	Quantity A	Quantity B	Quantity C	Quantity D	Quantity E	Quantity F	Quantity G	Quantity H	Quantity I	Quantity J	Description
854-2032	(2) 854-1344 EQUALIZER 2" SLIPPER SPRING 13.13" L x 3.5" H	(2) 854-7112 CENTER BOLT 7/8"-9 X 4.62" WET WITH PINHOLE	(2) 854-7212 SLOTTED NUT 7/8"-9 FOR CENTER BOLT	(4) 854-7113 HEX HEAD KEEPER BOLT 5/16"-18 x 3-1/4"	(4) 854-7213 HEX LOCK NUT KEEPER BOLT 5/16"-18	(2) 854-0291 HANGER CENTER 2" SLIPPER SPRING	(2) 854-0281 HD FRONT HANGER 2" SLIPPER SPRING	(2) 854-0302 HD REAR HANGER 2" SLIPPER SPRING	(4) 854-9181 LOCKNUT 9/16"-18 FOR S-BOLT G5	(4) 854-0182 SHACKLE BOLT 9/16"-18 x 3-1/2"	A/P KIT HD W/13" EQUALIZE R 2" SLIPPER SPRING 2 AXLE
854-3032	(4) 854-1344 EQUALIZER 2" SLIPPER SPRING 13.13" L x 3.5" H	(4) 854-7112 CENTER BOLT 7/8"-9 X 4.62" WET WITH PINHOLE	(4) 854-7212 SLOTTED NUT 7/8"-9 FOR CENTER BOLT	(6) 854-7113 HEX HEAD KEEPER BOLT 5/16"-18 x 3-1/4"	(6) 854-7213 HEX LOCK NUT KEEPER BOLT 5/16"-18	(4) 854-0291 HANGER CENTER 2" SLIPPER SPRING	(2) 854-0281 HD FRONT HANGER 2" SLIPPER SPRING	(2) 854-0302 HD REAR HANGER 2" SLIPPER SPRING	(6) 854-9181 LOCKNUT 9/16"-18 FOR S-BOLT G5	(6) 854-0182 SHACKLE BOLT 9/16"-18 x 3-1/2"	A/P KIT HD W/13" EQUALIZE R 2" SLIPPER SPRING 3 AXLE

Axle & Brake Components, Suspension Parts



SUSPENSION KITS HEAVY DUTY



- DH# 854-0358 FOR 1-3/4" W. double eye springd-single axle
- DH # 854-1359 for 1-3/4" W. double eye springs - tandem axles 33" axle spacing.
- DH # 854-1448 for 1-3/4" W double eye springs - tandem axles with 4" high equalizer.
- DH # 854-1449 for 1-3/4" W double eye springs - tandem axles 35" axle spacing.
- DH # 854-1360 for 1-3/4" w/ double eye springs - triple axles 33" axle spacing

Order No.	MFG#	Ref.	Description
854-0358	K71-358-00		H.D. SUSPENSION KIT (Includes (6) 006-092-01 nuts, (2) 007-126-00 bolts, (2) 018-012-00 shackle link, (2) 018-021-00 shackle link assembly)
854-1359	K71-359-00	A	H.D. SUSPENSION KIT INCLUDES (14) LOCKNUTS 006-092-01 (2) BOLTS 007-126-00 (4) STEP BOLT WET 007-187-00 (8) BRONZE BUSHINGS 014-077-00 (2) EQUALIZERS 013-104-04 (4) SHACLE LINKS 018-024-01 (4) SHACLE LINK ASSEMBLIES 018-026-00
854-1448	K71-448-00	B	HD SUSPENSION KIT INCLUDES (14) LOCKNUTS 006-092-01 (2) BOLTS 007-126-00 (4) STEP BOLTS WET 007-187-00 (2) EQUALIZERS 013-010-04 (8) BRONZE BUSHINGS 014-077-00 (4) SHACLE LINKS 018-024-01 (4) SHACLE LINK ASSEMBLIES 018-026-00
854-1449	K71-449-00	C	HD SUSPENSION KIT INCLUDES (14) LOCKNUTS 006-092-01 (2) BOLTS 007-126-00 (4) STEP BOLTS WET 007-187-00 (2) EQUALIZERS 013-122-04 (8) BRONZE BUSHINGS 014-077-00 (4) SHACKLE LINKS 018-024-01 (4) SHACKLE LINK ASSEMBLIES 018-026-00
854-1360	K71-360-00		HD SUSPENSION KIT. Details: (22) Locknut (006-092-01) (4) Bolt (007-126-00) (6) Step Bolt Wet (007-187-00) (2) Equalizer (013-104-04) (2) Equalizer (013-105-04) (12) Bronze Bushing (014-077-00) (6) Shackle Link (018-024-01) (6) Shackle Link Assembly (018-026-00) (1) Instruction Sheet (059-547-00)

Axle & Brake Components, Suspension Parts



OVER / UNDER CONVERSION KIT 2-3/8" AXLE



Over / under conversion kit for 2-3/8" axle tube.

Order No.	MFG#	Description
840-0384	K71-384-00	OVER/UNDER CONVERSION 2-3/8" KIT INCLUDES (2) SPRING SEATS 003-062-00 (8) NUTS 006-017-01 (4) U-BOLTS 011-074-00 (2) TIE PLATES 012-051-00



OVER / UNDER CONVERSION KIT 3" AXLE



Over / Under conversion kit for 3" axle tube.

Order No.	MFG#	Description
840-0385	K71-385-00	OVER/UNDER CONVERSION 3" KIT INCLUDES (2) SPRING SEATS 003-063-00 (8) NUTS 006-129-00 (4) U-BOLTS 011-017-00 (2) TIE PLATES 012-001-00



SLIPPER SPRING KITS 2" FOR 33.5" & 36" AXLE SPACING



- DH # 840-0365 for 2" slipper springs for 33.5" axle spacing.
- DH # 840-0366 for 2" slipper springs for 36" axle spacing.

Order No.	MFG#	Description
840-0365	K71-365-00	EQUALIZER KIT STD. WO/HANGERS INCLUDES (4) SPRING EYE BOLTS (4) KEEPER BOLT NUTS (2) EQUALIZER NUTS (2) EQUALIZER BOLTS (4) KEEPER BOLTS (4) SPRING EYE BOLTS (2) EQUALIZERS
840-0366	K71-366-00	EQUALIZER KIT LONG WO/HANGERS INCLUDES (4) SPRING EYE BOLTS (4) KEEPER BOLT NUTS (2) EQUALIZER NUTS (2) EQUALIZER BOLTS (4) KEEPER BOLTS (4) SPRING EYE BOLTS (2) EQUALIZERS

Axle & Brake Components, Suspension Parts



SHOCK ABSORBER KIT & PARTS

Kit for 2-3/8" or 3" axle tube with 1-3/4" wide springs for one axle and some miscellaneous parts we stock.



Order No.	MFG#	Description
840-0175	K71-175-01	SHOCK ABSORBER KIT INCLUDES (4) 7/16" WASHERS (4) 1/2" WASHERS (2) TIE PLATES (2) UPPER BRACKETS (2) SHOCK ABSORPER W/BAG PARTS
854-0190	033-029-00	UPPER BRACKET
854-0771	052-003-00	SHOCK ABSORBER DOUBLE STUD W/ATTACHING PARTS
854-5231	052-003-BP	SHOCK MOUNTING PARTS BAG

Axle & Brake Components, Fenders, Plastic Fenders



PLASTIC FENDERS



Fulton makes a wide array of trailer fenders, and has something to match your requirements for single-axle trailers from 8" to 15". All Fulton Trailer Fenders begin with high-density polyethylene, and feature molded-in color. They are corrosion proof, impact resistant and able to handle temperature extremes, and the molded-in color makes scratches virtually invisible.

Fulton manufactures several designs. Choose from no-step models, top-step models, and top- and side-step design-in white, black, and silver. All feature a built-in fender skirt. Made in the USA.

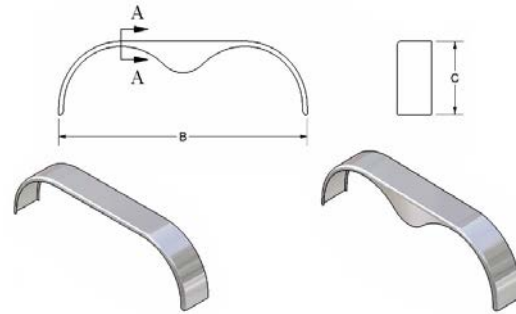
AVAILABLE AS SPECIAL ORDER ITEM

PLEASE CALL FOR MORE DETAILS

Order No.
SPECIAL ORDER FENDER

Axle & Brake Components, Fenders, Aluminum Fenders

FENDERS ALUMINUM TANDEM

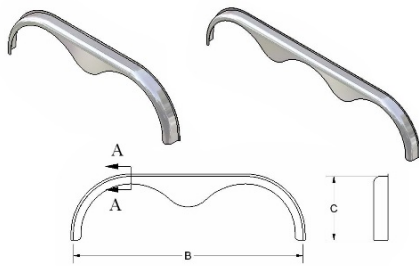


Smooth and ATP (aluminum tread plate) aluminum tandem fenders w/ teardrop
More sizes available call for pricing

Order No.	A- Width	B- Length	C- Height	MFG#	Description
855-6074	8"	72"	20"	A6074	8"X72" SMOOTH ALUM FENDER W/ TEARDROP
855-6008	9"	72"	20"	A6008	9"X72" SMOOTH ALUM. FENDER W/ TEARDROP
855-6003	9"	66"	20"	A6003	9"X66" SMOOTH ALUM. FENDER W/ TEARDROP
855-6009	10-3/4"	72"	20"	A6001	11"X72" SMOOTH ALUM. FENDER W/ TEARDROP
855-6004	10-3/4"	68"	20"	A6004	11"X68" SMOOTH ALUM FENDER W/ TEARDROP
855-7220	8"	72"	20"	A6074TP	8"X72" ATP FENDER W/ TEARDROP
855-6007	9"	72"	20"	A6008TP	9"X72" ATP FENDER W/ TEARDROP
855-6000	10-3/4"	72"	20"	A6001TP	11"X72" ATP FENDER W/TEARDROP
855-1273				A-6001-131	FENDER BACK ALUM. 12X69

Axle & Brake Components, Fenders, Aluminum Fenders

FENDER FLARE ALUMINUM

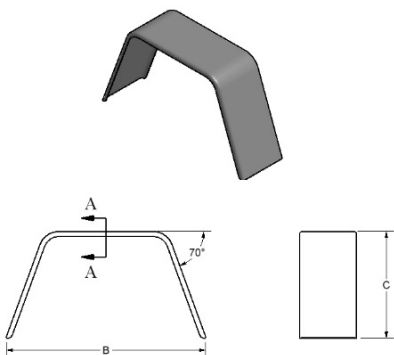


Aluminum Fender Flare

Other Sizes Avail. CALL FOR PRICING

Order No.	A- Width	B- Length	C- Height	MFG#	Description
855-8041	1-3/16"	72"	20"	A8041	FENDER FLARE ALUM. 1-3/16"X72"
855-8001	2-1/2"	72"	20"	A8001	FENDER FLARE ALUM. 2.5"X72"
855-9001	4-1/2"	72"	20"	A8517	FENDER FLARE ALUM. 4.5"X72"
855-8002	2-1/2"	108"	20"	A8002	FENDER FLARE ALUM. 2-1/2"X108"

FENDER ALUMINUM JEEP STYLE



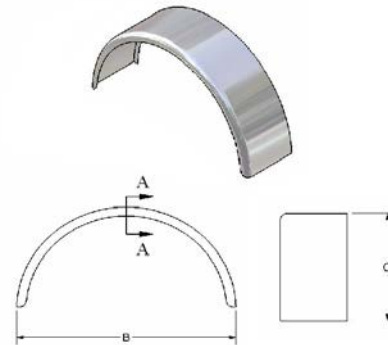
Smooth and ATP (aluminum tread plate) Jeep Style aluminum fenders

More sizes avail Call for Pricing

Order No.	A- Width	B- Length	C- Height	MFG#	Description
855-6995	9"	36"	19"	A6995-TP	JEEP FENDER ATP 9X36
855-6748	10"	32"	19"	A6748-C	JEEP FENDER SMOOTH ALUM. 10X32
855-6749	10"	32"	19"	A6748-CTP	JEEP FENDER ATP 10X32
855-6701	10"	36"	19"	A6701	JEEP FENDER SMOOTH ALUM. 10X36
855-6702	10"	36"	19"	A6701TP	JEEP FENDER ATP 10X36

Axle & Brake Components, Fenders, Aluminum Fenders

FENDER ALUMINUM SINGLE ROUND



Smooth Aluminum Fender Round

More sizes available please call for pricing

Order No.	A- Width	B- Length	C- Height	MFG#	Description
855-6401	9"	32"	15-1/2"	A6401	9x32 SMOOTH ALUM. FENDER
855-5093	9"	32"	15-1/2"	A6401-TP	9X32 ATP ALUM. FENDER
855-6404	10-3/4"	32"	15-1/2"	A6491-F	11X32 SMOOTH ALUM. FENDER
855-1404	10-3/4"	32"	15-1/2"	A6404-TP	11X32 ATP ALUM. FENDER
855-6403	10-3/4"	36"	18"	A6490-F	11X36 SMOOTH ALUM FENDER

Axle & Brake Components, Fenders, Steel Fenders

FENDER BACKS

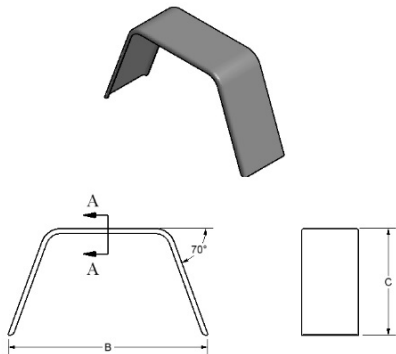
Backs for 32" and 72" fenders.



Order No.	MFG#	Description
855-1232	6401-108-14	FENDER BACK 12x31 (32" FENDER)
855-3104	6403-104-16	FENDER BACK 12X36 (36" FENDER)
855-1272	6001-131-16	FENDER BACK 12x69 (72" FENDER)
855-3704	6701-112	FENDER BACK JEEP FOR 855-5236 FENDER
855-6425	642511	FENDER BACK FOR 855-6524 FENDER
855-6925	6925-B1	FENDER BACK JEEP FOR 855-5235 FENDER
855-1532	6401-111	FENDER BACK 15X31 (32" FENDER)
855-1572	6001-132	FENDER BACK 15X69 (72" FENDER)
855-6012	6001-112-TP	FENDER BACK 12X72 STEEL TREAD PLATE 14GA

Axle & Brake Components, Fenders, Steel Fenders

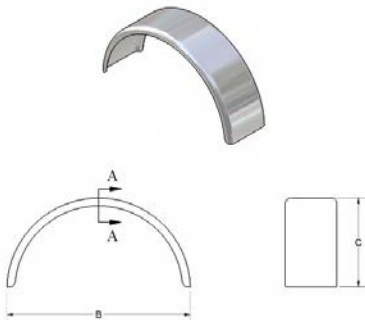
FENDERS JEEP TYPE SINGLE & TANDEM



16 gauge, cold rolled raw steel.

Order No.	A - Width	B - Length	C - Height	MFG#	Description
855-5220	8"	24"	7"	6801-16	FENDER 8" x 23.75" JEEP
855-5210	8"	26"	10"	6802-16	FENDER 8" x 26" JEEP
855-5235				6925-B	FENDER 9"X32" JEEP
855-5236	10"	36"	19-1/4"	6701-16	FENDER 10" X 36" JEEP
855-8388	10"	69"	19-1/4"	6703-16	FENDER JEEP TANDEM 10" X 69"
855-6799				6799-TP	FENDER JEEP TANDEM 10" X 72" TREAD PLATE
855-3704				6701-112	FENDER BACK FOR 855-5236 FENDER

FENDERS RADIUS

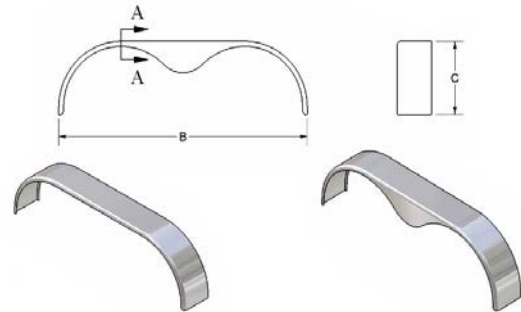


16 gauge, cold rolled raw steel.

Order No.	A - Width	B - Length	C - Height	MFG#	Description
855-2101	5.5"	19"	6"	6612-B	FENDER 5-1/2" W X 19" L X 6" H ROUND 90 DEGREE FLANGE
855-6524	6"	24"	10-1/4"	6425J	FENDER 6"X24" ROUND
855-5092	7"	28"	10"	6602-16	FENDER 7" X 28" ROUND
855-5091	9"	32"	15-1/2"	6401-16	FENDER 9" X 32" ROUND 90 DEGREE FLANGE
855-5105	10-3/4"	32"	15-1/2"	6404-16	FENDER 10-3/4" X 32" ROUND 90 DEGREE FLANGE
855-5106	10-3/4"	36"	18"	6403-16	FENDER 10-3/4" X 36" ROUND 90 DEGREE FLANGE

Axle & Brake Components, Fenders, Steel Fenders

FENDERS TANDEM



16-gauge cold rolled raw steel tandem fender features a 1in. radius on one side and a 3/4in., 90 lip on the other.

Order No.	A - Width	B - Length	C - Height	MFG#	Description
855-5077	9"	66"	18"	6003-16GA	FENDER 9" X 66" ROUND W/VALANCE
855-2122	9"	72"	20"	6008-16	FENDER 9" X 72" ROUND W/VALANCE
855-5046	10-3/4"	68"	20"	6004-16	FENDER 10-3/4" X 68" ROUND W/VALANCE
855-5010	10-3/4"	72"	20"	6001-16	FENDER 10-3/4" X 72" ROUND W/VALANCE
855-6798	9"	72"	20"	6008-TP	FENDER 9" X 72" DIAMOND PLATE ROUND W/ VALANCE
855-6001	10-3/4"	72"	20"	6001-TP	FENDER 10-3/4" X 72" DIAMOND PLATE W/VALANCE 14 GAUGE
855-8471	9"	72"	20"	6209	FENDER 9" X 72" ROUND WO/VALANCE
855-8473	10-3/4"	72"	20"	6201-16	FENDER 10-3/4" X 72" ROUND WO/VALANCE

FENDER TRI AXLE WITH VALANCE

16 gauge steel



Order No.	MFG#	Description
855-2142	5234-108	FENDER TRIAXLE 10-3/4" W X 108" L X 20-1/2" H W/VALANCE 90 DEGREE FLANGE

Cargo Door & Trailer Parts

RAMP DOOR TORSION SPRING ASSY AND CABLES



Ramp door replacement parts. Complete spring assy. cables only and the drums

Order No.	MFG#	Description
713-0001	BCABLES	RAMP DOOR REPLACEMENT CABLES 149" 1PAIR
713-0002	CABLE DRUM	REPLACEMENT CABLE DRUM 1 PAIR
713-0315	315DC-67	CARGO DOOR SPRING ASSY FOR 6' WIDE
713-0400	400T-79	CARGO DOOR SPRING ASSY. FOR 7' WIDE
713-0510	510T-96	CARGO DOOR SPRING ASSY. FOR 8' WIDE

1-PC. CARGO DOOR HASP

1-PC. door hasp. Zinc coated and clear powder coated. Measures 4.75" center hole to center hole



Order No.	MFG#	Description
289-2158	HASP-1	1-PIECE HASP

2- PC. CARGO DOOR HEAVY DUTY HASP

2-PC HASP , HEAVY DUTY , INTRUSION RESISTANT ZINC PLATED AND CLEAR POWDER-COATED



Order No.	MFG#	Description
289-0005	6100	HEAVY DUTY 2-PC HASP



LOCKING CARGO DOOR HASP



Cargo door lock - use on the barlock of trailer

Order No.	MFG#	Description
307-3680	013-680	CARGO DOOR LOCK (BLK) BAUER
307-9009	BL-65611-9009	CARGO DOOR LOCK (WHT) GLOBAL
307-3000	BL-65611-3000	CARGO DOOR LOCK (GRAY) GLOBAL
307-2006	BL-65611-2006	CARGO DOOR LOCK (BLK) GLOBAL



HASP SOLID STEEL

Solid Steel Hasp for Use with Tri max lock THPXL SERIES. Ideal for vans, trucks, gates and vending. Defeats attempts to pry and cut. 9" wide x 4-1/2" high.



Order No.	MFG#	Description
289-0770	THSP2C	HASP SOLID STEEL



LOCK ROUND SHACKLELESS (KEYED ALIKE)

- Keyed Alike - order multiple locks to open with the same key
- Lock body conceals shackle - defeats attempts to pry and cut
- 2-7/8" (73mm) wide reinforced die cast body withstands forcible attacks
- 3/8" (9mm) diameter boron alloy shackle
- High security, rekeyable 6-pin cylinder with spool pins is virtually impossible to pick



Order No.	MFG#	Description
289-6270	THPXL	DIE CAST SHACKLE LOCK (1-PK)
289-6271	THP2XL	DIE CAST SHACKLE LOCK KEYED ALIKE (2-PK)
689-1333	THL3XL	DIE CAST SHACKLE LOCK KEYED ALIKE (3-PK)

Cargo Door & Trailer Parts



LOCK SHROUDED PADLOCK

2-3/4" Shrouded padlock, with stainless steel body, 3/4" hardened steel shackle, 3/8" diameter shackle, 4 pin tumbler security.



Order No.	MFG#	Description
289-0400	TRP170	LOCK SHROUDED DISC
689-3170	TRP3170	LOCK 3PK KEYED ALIKE

CARGO DOOR LOCK



The Model DL-80 lock-rod cam and keeper lock – for cargo, stock, vehicle and utility trailers, as well as tractor-trailers and ocean containers - designed to protect the contents of enclosed cargo trailers. It will secure most rear doors and front personnel doors, and fits on both vertical and horizontal lock-rod.

- Heavy-duty aircraft aluminum –will not rust
- Convenient push-button lock
- Hardened plated steel pin
- Perimeter gasket to eliminate scratching and vibration noise
- Covers the keeper hole used with regular padlocks
- Covers the bolt head at the top and bottom for added security
- Recessed lock tumbler push button
- Pull ring for easy pin removal
- Ring designed to break loose if forced

Order No.	MFG#	Description
689-0080	DL-80	CARGO DOOR LOCK



CARGO DOOR LOCK (TRIMAX)



- Hardened Ultra Secure 3/8 diameter Internal shackle - CAN NOT BE CUT
- Fits & secures ALL trailer door Hasps
- Designed & manufactured from High Strength 6061 Aircraft grade aluminum
- Covers entire hasp & rivets

Order No.	MFG#	Description
689-0338	TBL338	CARGO DOOR BULLET LOCK (TRIMAX) BLACK

BOLT PADLOCK (BOLT)



- Double Ball Bearing Locking Mechanism
- Plate Tumbler Sidebar To Prevent Picking and Bumping
- Stainless Steel Lock Shutter To Keep Out Dirt And Moisture
- Weatherproof
- Opens With Your Vehicle Ignition Key
- Limited Lifetime Warranty

Order No.	FITS	MFG#	Description
701-8518	LATE GM VEHICLES	7018518	BOLT PADLOCK
701-8519	FORD, LINCOLN, MERCURY	7018519	BOLT PADLOCK
701-8520	CHRYSLER, JEEP, RAM, DODGE	7018520	BOLT PADLOCK
702-3537	GM CENTER CUT KEY	7023537	BOLT PADLOCK
702-3540	FORD SIDE CUT KEY	7023540	BOLT PADLOCK
703-2288	JEEP, RAM CENTER CUT KEY	7032288	BOLT PADLOCK

Cargo Door & Trailer Parts

Master Lock

LOCK MASTER PADLOCK



The Master Lock Laminated Steel Padlock features a 2in (51mm) wide reinforced laminated steel lock body providing extra strength and a 1-1/2in (38mm) tall, 3/8in (10mm) diameter hardened steel shackle for excellent cut resistance. Dual locking levers provide extra pry resistance making it ideal for industrial applications and the non-rekeyable, 4-pin W1 cylinder helps prevent picking.

Order No.	MFG#	Description
680-0005	5LF	PADLOCK #5
680-5KALF	5KALF	PADLOCK #5 KEYED ALIKE

BARLOCK ASSEMBLY

Cam-door style lock is ideal for use on trailer side doors that may be smaller than rear doors. Features 36", 45", OR 55" long pipe and rust- and corrosion-resistant zinc coating. Hasp not included



Order No.	MFG#	Description
289-0136	CLA1-36LF	BAR LOCK ASSEMBLY W/ 36" BAR
289-0145	CLA1-45LF	BAR LOCK ASSEMBLY W/ 45" BAR
289-0155	CLA1-55LF	BAR LOCK ASSEMBLY W/ 55" BAR

CARGO DOOR HANDLE FOR CAM BAR

CAM BAR HANDLE ONLY ZINC COATING, CLEAR COAT AND SURE-GRIP PLASTISOL



Order No.	MFG#	Description
289-0001	HAN-ASS	CAM-BAR HANDLE

CARGO DOOR LATCH TOP/BOTTOM



CAM-BAR TOP AND BOTTOM LATCH

ZINC PLATED AND POWDER-COATED FOR ADDITIONAL RUST PROTECTION

Order No.	MFG#	Description
289-0003	TL	TOP CAM-BAR LATCH
289-0004	BL	BOTTOM CAM-BAR LATCH

TOP AND BOTTOM HOOK FOR CAM-DOOR BAR

TOP AND BOTTOM HOOK FOR CAM-DOOR BAR. USE TO BUILD YOUR OWN CAM-BAR



Order No.	MFG#	Description
289-0007	TH	TOP HOOK FOR CARGO DOOR
289-0008	BH	BOTTOM HOOK FOR CARGO DOOR

TOP ROD GUIDE FOR CAM-BAR



TOP ROD GUIDE FOR CAM-BAR ASSEMBLY

Order No.	MFG#	Description
289-0009	RGT	TOP ROD GUIDE FOR CARGO DOOR

Cargo Door & Trailer Parts

BOTTOM ROD GUIDE FOR CAM-BAR ASSEMBLY



BOTTOM ROD GUIDE FOR CAM-BAR ASSEMBLY (METAL)

Order No.	MFG#	Description
289-0010	RGB	BOTTOM ROD GUIDE FOR CARGO DOOR

BOTTOM ROD GUIDE PLASTIC



PLASTIC BOTTOM ROD GUIDE FOR CAM BAR

Order No.	MFG#	Description
289-0011	6110	BOTTOM ROD GUIDE PLASTIC

RAMP DOOR HINGE W/ ZERK FITTING

REPLACEMENT RAMP DOOR HINGE WITH ZERK FITTING



Order No.	MFG#	Description
289-0012	6120	RAMP DOOR HINGE W/ ZERK



BUTT HINGE STEEL



Steel weld-on butt hinge with 1/2 stainless pin- 1.25 x 4 inch- Zinc

Order No.	MFG#	Description
855-4125	H412550LH	BUTT HINGE WELD ON (LH)
855-4126	H412550RH	BUTT HINGE WELD ON (RH)



HINGE STEEL WELD ON



- Constructed from heavy duty steel with brass pin and bushing, plus grease fitting
- Compact, strong and reliable
- Multiple sizes to fit your application
- Ideal for trailer doors/gates, tool cabinets, and other enclosures
- Weld on application

Order No.	MFG#	Description
855-0120	FBP120GF	BULLET HINGE .77 X 4.72 INCHES
855-0150	FBP150GF	BULLET HINGE .98 X 5.91 INCHES
855-0260	FSP260	BULLET HINGE 1.46 X 10.24 INCHES
855-1120	FSP120	BULLET HINGE .77 X 4.72 INCHES

Cargo Door & Trailer Parts



CONTINUOUS HINGE



Steel continuous hinge .075 x 72 inches long with 3/16 pin and 2" open width

Order No.	MFG#	Description
855-4900	S49	72" CONTINUOUS HINGE

ALUMINUM GRAB BAR



ALUMINIUM GRAB BAR FOR CARGO RAMP DOORS AND TOY-HAULERS

Order No.	MFG#	Description
289-0002	GB-4	ALUMINUM GRAB BAR



RAMP BUMPER UNIVERSAL

Universal replacement ramp bumper is constructed of industrial rubber and molded to accept the bolt or lag screw of your choice along with a washer for added security.



Order No.	MFG#	Description
289-0715	10715	BUMPER RAMP 1/PKG
289-0716	B1001	RAMP BUMPER BULK

DOOR HOLDER 10"



Designed to hold doors open against the side of a body, the hook manually engages and disengages. 10" Long (avail. in Black or Gray)

Order No.	MFG#	Description
290-0001	BDH-010	DOOR HOLDER ASSM. 10" BLACK
290-0002	GDH-010	DOOR HOLDER ASSM 10" GRAY



2-WAY SIDE WALL VENT



Hinge-less 2-way vents that increase airflow and require less operating effort than other designs. Complete w/ gasket

Order No.	MFG#	Description
304-9106	9106AL	ALUM. 2-WAY SIDEWALL VENT
304-9116	9106	BLACK 2-WAY SIDEWALL VENT
304-9206	9106AL-T	BLACK INTERIOR GARNISH

Cargo Door & Trailer Parts

PLASTIC HALF MOON SIDEWALL VENT



UV Resistant Polypropylene Material

- Low-Cost Accessories Enhance Any Trailer
- Two-Piece Vents Offer Positive Ventilation
- Sidewall Vent Design For Installation Flexibility
- Vents Available in Black or White
- Limited Tools Required, Install In Minutes
- Half-moon vent measures 6" x 8" x 1 1/4" tall

Order No.	MFG#	Description
306-0001	HMAV2	VENT HALF MOON PLASTIC BLACK
306-0002	WHMAV2	VENT HALF MOON PLASTIC WHITE

INNER ROUND VENT




UV Resistant Polypropylene Material

- Low-Cost Accessories Enhance Any Trailer
- Two-Piece Vents Offer Positive Ventilation
- Sidewall Vent Design For Installation Flexibility
- Vents Available in Black or White
- Limited Tools Required, Install In Minutes
- Vent tube fits 3" hole, 2.95" O.D. x 1.5" long, 4.15" flg.

Order No.	MFG#	Description
306-0003	AVT2	INNER VENT TUBE BLK
306-0004	WAVT2	INNER VENT TUBE WHITE



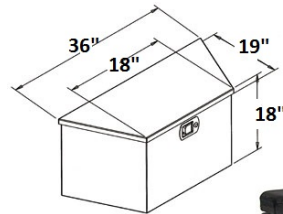
COILED RAMP TORSION SPRING



Order No.	MFG#	Description
300-2879	3002879	RAMP TORSION SPRING LH COILED 3-3/4 LONG
300-2880	3002880	RAMP TORSION SPRING RH COILED 3-3/4 LONG
303-4278	3034278	RAMP TORSION SPRING LH 6" LONG
303-4279	3034279	RAMP TORSION SPRING RH 6" LONG



TRAILER TONGUE TOOL BOX



Designed to mount to the front of A-Frame style trailers


- These toolboxes offer an easy way to add secure storage to your trailer
- Constructed of rotationally molded high-density polyethylene
- Strong double panel lid
- Zinc Hasp
- Individually boxed for shipping

Order No.	MFG#	Description
170-1680	1701680	TOOL BOX FOR TRAILER TONGUE

Cargo Door & Trailer Parts



TOOL BOX LATCH



Stainless Steel Mini Size Tear Drop Style Latch (Locking)

Order No.	MFG#	Description
855-8000	8000SSL	LOCKING TOOL BOX CATCH



DUMP TRUCK/TRAILER TARP KITS



The complete systems are special order items. We are stocking some of the replacement tarps only

Order No.	MFG#	Description
300-9455	3009455	6'X14' BLACK MESH TARP ONLY
300-8210	3008210	7'x15' BLACK MESH TARP ONLY
300-9456	3009456	7'X18' BLACK MESH TARP ONLY
300-7015	DTR7015	TARP KIT 7' X 15'
300-7018	DTR7018	TARP KIT 7' X 18'

Cargo Control & Landscape Racks, Rope Rings, Stake Pockets ,etc.



ROPE RING SURFACE MOUNTED

Surface mounted 1/4" diameter ring and formed steel clamp. Ring is welded for additional capacity. Zinc Plated. Available bulk or carded.

Ultimate breaking strength 2400 LB.
Safe working load 800 LB.



Order No.	MFG#	Description
289-2000	DR-025	ROPE RING 1/4" DIAMETER SURFACE MOUNT 2400 LB BULK
289-2005	02005	ROPE RING 1/4" DIAMETER SURFACE MOUNT 2400 LB 4 PACK



LIGHT DUTY SURFACE MOUNT ROPE RING



Zinc-plated surface mount rope ring with 1/4in. diameter welded D-ring with 14 gauge steel clip. 1/4in. diameter mounting holes. Not for lifting. Pack of 4. Breaking Strength (lbs.): 1,200, Diameter (in.): 1/4, Working Load (lbs.): 400

Order No.	MFG#	Description
289-2010	02010	LIGHT DUTY ROPE RING 4/PACK



ROPE RINGS SURFACE & RECESSED MOUNT

Zinc-plated surface mounted pan with 1/4" diameter ring. Not for lifting. Available in packs of 4. Also available in bulk surface mount or recessed mount. Ultimate breaking strength 800 LBS. Safe working load 265 LBS.



Order No.	MFG#	Description
289-2025	02025	ROPE RING SURFACE MOUNT 800 LB. 4 PACK
289-7011	B701SM	ROPE RING SURFACE MOUNT 800 LB BULK

Cargo Control & Landscape Racks, Rope Rings, Stake Pockets ,etc.



ROPE RING RECESSED MOUNT

Requires 3" dia. mounting hole in 3/8" or thicker material. Zinc plated, .260" holes not countersunk. Do not use for lifting.

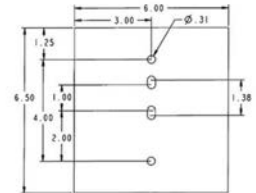
Ultimate breaking strength 850 LBS.
Safe working load 285 LBS.



Order No.	MFG#	Description
289-6010	B601U	ROPE RING RECESSED 850 LB



ROPE RING SUPPORT PLATE



Zinc Support Plate will work with 289-2000, 289-7011, 289-2010, 289-6010

Order No.	MFG#	Description
855-7622	7622BP	SUPPORT PLATE ZINC PLATED



D-RING SURFACE MOUNTED BOLT-ON BRACKET

Zinc plated, includes bolt-on bracket, 3/8" diameter forged rope ring. Do not use for lifting.

Ultimate breaking strength 6000 LB.
Safe working load 2000 LB.



Order No.	MFG#	Description
289-3200	B32F	D-RING 3/8" DIAMETER FORGED SURFACE MOUNT W/BOLT ON BRACKET 6000 LB BULK

Cargo Control & Landscape Racks, Rope Rings, Stake Pockets ,etc.



D-RINGS FORGED

Forged lashing ring 1/2" diameter ring. Includes 2 hole mounting bracket. Not approved for overhead use.

Bracket size is 1-3/4" wide X 3/16" thick has square mounting holes to accept 3/8" carriage bolts.

Ultimate breaking strength 11781 LBS.

Safe working load 4080 LBS.



Order No.	MFG#	Description
289-0038	DR-12B	D-RING FORGED W/1/2" DIA. RING & 2 HOLE MOUNT BRACKET STEEL 11781 LB BULK



D-RING WELD ON

D-Ring 5/8" with weld-on bracket 2-1/2" wide 3/8" thick.

Ultimate breaking strength 18390 LB. Safe working load 6130 LB.



Order No.	MFG#	Description
289-4000	DR-58W	D-RING WELD ON 5/8" 18K BUYERS



ROPE RING HEAVY-DUTY RECESSED ROTATING

Fabricated recessed ring rotates 360 . Designed to bolt to floor or weld to steel cross members. Do not use for lifting.

Ultimate breaking strength 6000 LBS.

Safe working load 2000 LBS.



Order No.	MFG#	Description
289-9010	B901	ROPE RING ROTATING RECESSED 6000 LB BULK



ROPE RING KIT HEAVY-DUTY RECESSED

Formed 1/8" steel pan houses a ductile iron ring. 3-5/8" dia. hole with 7/8" clearance below surface is required. Square mounting holes for use with 3/8"-16 x 2-1/4" carriage bolts. Zinc plated. Do not use for lifting. Can be ordered bulk or as a kit - kit # 289-8010K includes 1 rope ring, 1 backing plate, 4 carriage bolts, (3/8"-16 x 2-1/4") and 4 self-locking nuts, (3/8"-16 x 7/16").

Ultimate breaking strength 6000 LBS.

Safe working load 2000 LBS.



Order No.	MFG#	Description
289-8010K	B801AK	ROPE RING HD KIT INCLUDES RING BACKING PLATE HARDWARE 6000 LB. 1 PACK
289-8010	B801A	ROPE RING ONLY 6000 LB.

Cargo Control & Landscape Racks, Rope Rings, Stake Pockets ,etc.



LATCH SECURITY



One set consists of 4 pieces Zinc plated.

Order No.	MFG#	Description
855-6025	06025	SECURITY LATCH SIDE SET 1SET PACK
855-6030	06030	SECURITY LATCH CORNER SET 1SET PACK



LATCH SPRING

Spring-loaded bolt can be locked in the open position. Turning lever allows bolt to close under spring pressure. Zinc-plated bolt housing and keeper.



Order No.	MFG#	Description
855-6035	06035	SPRING LATCH W/KEEPER 1 PACK



STAKE POCKET STRAIGHT BOLT-ON

Straight 1/8" steel bolt-on stake pocket.
Inside dimension: 3" x 1-1/2" Depth: 2-1/2"



Order No.	MFG#	Description
855-2373	B2373G	STAKE POCKET STRAIGHT BOLT ON BULK
855-6010	06010	STAKE POCKET TAPERED BOLT ON 1- PER PACK



STAKE POCKET STRAIGHT WELD-ON

Straight 1/8" steel weld-on stake pocket.
Inside dimension: 3" x 1-1/2" Depth: 2-1/2"



Order No.	MFG#	Description
855-2373W	B2373C	STAKE POCKET STRAIGHT WELD- ON BULK

Cargo Control & Landscape Racks, Rope Rings, Stake Pockets ,etc.



STAKE RACK CONNECTOR SET

Side set, includes a pair of left and right side Zinc plated.
7" overall length, 11/32" holes, formed from 2-1/2" x 3/16" stock.

One set consists of 4 pieces - one L.H. pair and one R.H. pair.



Order No.	MFG#	Description
855-6015	06015	STAKE RACK CONNECTOR SET 1SET PACK



STAKE RACK CORNER CONNECTOR SET

Corner set, includes a pair of left hand and right hand side, Zinc plated.
3-5/8" overall length to inside of angle with 11/32" holes formed from 2-1/2" x 3/16" stock.

One set consists of 4 pieces: one L.H. pair and one R.H. pair.



Order No.	MFG#	Description
855-6020	06020	STAKE RACK CORNER CONECTOR SET 1SET PACK

Cargo Control & Landscape Racks, Straps



TITE ROPE STRAP



- The rope length may be tightened as needed without stretching or tying knots
- Just hook ends and pull tight
- Push button release
- Zinc Plated Hooks
- Tie down solution for work or play
- 3/8 rated at 250lbs
- 1/2 rated at 500lbs

Order No.	MFG#	Description
285-1801	01801	TITE ROPE 3/8" X 8' 250LBS
285-1805	01805	TITE ROPE 1/2" X 12' 500LBS

Cargo Control & Landscape Racks, Straps



CARGOBUCKLE MINI G3 RETRACTABLE STRAP W/ S-HOOK



For added versatility and convenience, the CargoBuckle Mini G3 with dual s-hook offers and attached vinyl coated s-hook with keeper to provide an easy hook-up for any non-permanent mounting

Order No.	MFG#	Description
281-1164	F111640BU	RETRACTABLE TIE DOWN W/ DUAL S-HOOK 1" X 72" (BULK)



CARGOBUCKLE MINI G3 RETRACTABLE STRAP



The CargoBuckle Mini G3 retractable ratchet tie-down system boasts 6" webbing which enables you to tie down more equipment in more applications, conveniently and securely. The CargoBuckle Mini G3 can be used on a trailer, toy hauler, cargo rack, lift, truck, ladder rack, and in various other applications.

Order No.	MFG#	Description
281-0374	F103745BU	MINI G3 RETRACTABLE TIE DOWN 1"X72" (BULK)
281-3745	F103745	MINI G3 RETRACTABLE TIE DOWN 1"X72" (2-PK)

Cargo Control & Landscape Racks, Straps



CARGOBUCKLE G3 RETRACTABLE STRAP



The G3 professional grade retractable ratchet tie-down system takes the hassle out of securing gear. Designed to be permanently mounted with one bolt on a trailer, toy hauler, rack, lift, truck, ladder rack and in various other applications. 2" wide and 72" long seat belt quality polyester web. 3500lb breaking strength each safe working load approx. 1167 lbs.

Order No.	MFG#	Description
281-1867	F101867	G3 RETRACTABLE 2" X 72" (BULK)



CARGOBUCKLE FLUSH MOUNT SYSTEM FOR G3 TIE-DOWN



The CargoBuckle flush mount system tucks the G3 conveniently away in a durable, corrosion-resistant housing. Its instantly ready when you need it and neatly concealed when you don't. To use simply open the hatch door and the tie-down hinges up to the ready position. It has a 4.5 inch depth with a 3500lb break strength and a safe working load of 1167lb.

Order No.	MFG#	Description
281-8804	F18804	FLUSH MOUNT SYSTEM (1-PK)

Cargo Control & Landscape Racks, Straps



RETRACTABLE RATCHET STRAP 1"

- Re-tractable ratcheting system is simple and smart
- Unused web is stored in center so it does not flap in wind or get dirty
- Heavy vinyl coated hooks prevent scratching
- Contains TWO OR FOUR black webbed, durable straps - 1 inch wide by 6 feet long
- 1500 lbs load capacity and 500 lbs WLL (Working Load Limit)



Order No.	MFG#	Description
285-4413	34413	1" X 6' RETRACTABLE RATCHET STRAP (2 PK)
285-4420	34420	1" X 6' RETRACTABLE RATCHET STRAP (4 PK)
285-4415	34415	1" X 10' RETRACTABLE RATCHET STRAP (2 PK)
285-5415	54415	1" X 10' RETRACTABLE RATCHET STRAP (BULK)



RETRACTABLE RATCHET STRAP 2"

- Re-tractable ratcheting system is simple and smart
- Unused web is stored in center so it does not flap in wind or gets dirty
- Heavy vinyl coated hooks prevent scratching
- Contains two 2 inches wide by 6 or 10 feet long, black webbed, durable straps
- 4000 pounds load capacity and 1333 pounds WLL (Working Load Limit)



Order No.	MFG#	Description
285-4414	34414	2" X 6' RETRACTABLE RATCHET STRAP (2PK)
285-4416	34416	2" X 10' RETRACTABLE RATCHET STRAP (2 PK)

Cargo Control & Landscape Racks, Straps



BOLT-ON RETRACTABLE TRANSOM STRAP



- 2.5" MOUNTING BOLTS INCLUDED
- Erickson's Bolt-On Re-Tractable is designed for boat transom's, trailers, and contractors pick-up racking.

Order No.	MFG#	Description
285-4423	34423	2" X 5.5' BOLT ON RETRACTABLE RATCHET STRAP (2 PK) 4000 LB
285-4417	34417	1" X 9' BOLT ON RETRACTABLE RATCHET STRAP (2 PK) 1200 LB



STRAP CAM BUCKLE S-HOOKS 1" W

Cam buckle 1" x 5-1/2" tie down strap with flat S-style rubber coated hooks. Clamshell Package.



Order No.	MFG#	Description
285-0416	05605	CAM BUCKLE TIE DOWN STRAP 1" X 5-1/2' S-HOOK 900 LB RED 4 PACK



RATCHET STRAPS WITH S-HOOKS 1" W

1" wide ratchet straps with rubber coated S-hooks clamshell packs.



Order No.	MFG#	Description
285-4110	01418	RATCHET TIE DOWN 1" x 10' S-HOOKS RED 900 LB 4 PACK
285-5501	05501	RATCHET TIE DOWN 1" x 6' S-HOOKS BLUE 1200 LB 2 PACK

Cargo Control & Landscape Racks, Straps

RATCHET STRAPS 2" WIDE



2" Ratchet straps with flat hook end or wire hook end.

Order No.	MFG#	Description
285-0227	RS-2-27-LW-FH	RATCHET STRAP 2" X 27' FLAT HOOK END YELLOW 10K BULK
285-2300	RS-2-30-W-WH	RATCHET STRAP 2" X 30' WIRE HOOK END YELLOW 10K BULK
285-2400	RS-2-27-W-WH	RATCHET STRAP 2" X 27' WIRE HOOK END YELLOW 10K BULK



STRAP TIE-DOWN ASSIST


Assist strap 1" x 18" with loops. Clamshell package. Most common use is to secure ATV's and motorcycles.



Order No.	MFG#	Description
285-6303	06303	STRAP TIE DOWN ASSIST 1" X 18" W/LOOPS 2000 LB BLACK 2 PACK



WHEEL CHOCK- MOTORCYCLE (RACKEM)



711-0009 : This Steel Motorcycle Wheel Chock will stabilize your motorcycle so it can be strapped down. Its 6.5" size accommodates most motorcycle front wheels. The base is pre-drilled for fast and easy installation. The chock can be quickly removed from the base, leaving your trailer floor almost flat for other uses.

711-0010: This Stainless Motorcycle Wheel Chock will stabilize your motorcycle so it can be strapped down. It can quickly be removed from its' base for versatility.

Order No.	MFG#	Description
711-0009	RA-17	GREY/BLACK WHEEL CHOCK
711-0010	RA-17S	STAINLESS STEEL WHEEL CHOCK
711-0011	RA-17B	BASE ONLY FOR 711-0009
711-0012	RA-17BS	BASE ONLY FOR 711-0010

Cargo Control & Landscape Racks, Straps



WHEEL CHOCK TIE-DOWN SYSTEM



1500 LB Breaking Strength

Strap Specs: 2"x7.5' Polyester, E-track fitting on end

E-chock Specs: 8" L x 5.125" W x 2.125" H, Powder coated,

Order No.	MFG#	Description
285-9160	09160	WHEEL CHOCK TIE DOWN KIT



WHEEL TIE DOWN KIT 800# EA.



Our Magnum Tire Trapper will secure almost anything with wheels to a trailer. This kit can be used in an open or enclosed trailer. The weather resistant anodized coated steel stops bolt to the trailer floor and act as chocks. All hardware is included. The main strap is 7' long, so it can accommodate many different wheel sizes. ATVs, mowers, construction equipment and more. Weight capacity is 800 pounds per strap. The cam lock that accepts the strap provides a solid closure that will not loosen during transport. If you move anything with wheels on your trailer and want it to still be there when you get your destination you need the Our Magnum Tire Trapper.

Order No.	MFG#	Description
711-0018	RC-WTD	MAGNUM TIRE TRAPPER TIE DOWN KIT

Cargo Control & Landscape Racks, Straps

RATCHET STRAPS LOGISTICS 2" WIDE E-TRACK FITTINGS



2" wide logistic strap, with E-track spring fittings. Mini-wide ratchet buckle.

Order No.	MFG#	Description
285-0212	59136	RATCHET STRAP 2" X 12' E-HOOK SPRING FITTINGS YELLOW 3000 LB BULK
285-0220	LS-2-20-MW-E	RATCHET STRAP 2" X 20' E-HOOK SPRING FITTINGS BLUE 3000 LB BULK



STRAP ADJUSTABLE TIRE



Ratchet with safety snap hook makes operation easy in close quarters. 2-inch cam buckle allows webbing to be shortened or lengthened. This feature ensures the strap is in the correct location on large or small tires. Heavy 3-inch wide web over the top of the tire from one side to the other. The quality construction makes vehicle hauling safe and secure.

Order No.	MFG#	Description
285-8522	58522	STRAP TIRE ADJUSTABLE W/RATCHET 10K 1 PACK
285-0007	58518	STRAP TIRE ADJUSTABLE NO RATCHET 10K 1 PACK



STRAP AXLE



2" X 24' axle strap with D-ring, 10,000 LB clamshell package.

Order No.	MFG#	Description
285-0222	08505	STRAP AXLE W/D-RING 10K 1 PACK



STRAP CAR TIE-DOWN



Car tie down 2" x 7' with ratchet and flat hook.

Order No.	MFG#	Description
285-8503	08503	TIE DOWN CAR 2" X 7' W/RACHET & FLAT HOOK 1 PACK 5K
285-8504	58504	TIE DOWN CAR 2" X 7' W/RACHET & FLAT HOOK 1 PK 10K

Cargo Control & Landscape Racks, Straps



STRAP RECOVERY TOW



Max Pull: 7500 LB. max vehicle wt. 3750 lb. when using simply attach loops to approved towing hooks on vehicles. With stuck vehicles the web will stretch 20-25%, once it tightens up it should sling shot the stuck vehicle out, giving what we call Snatch-Action. If the first pull is not satisfactory do it again with more force. "CAUTION" always make sure the strap doesn't come in contact with any sharp edges (bumper etc.). Guard the web with old rags, coat, carpet, etc. to prevent cutting during the pull. Clamshell package.

Order No.	MFG#	Description
779-9350	59350	TOW STRAP 1" X 15' MAX PULL 7500 LB MAX VEHICLE WEIGHT 3750 LB 1 PACK



SNOWMOBILE TOW STRAP



1" x 10' emergency snowmobile strap (750 lbs)

Order No.	Description
285-5001	SNOWMOBILE STRAP 1" X 10' (750LB)



WINCH STRAP

For heavy duty applications that require straps, Fulton Winch Straps offer a range of strengths and working load limits, including standard and heavy-duty models. Each Fulton Winch Strap is designed for use with Fulton Winches, and is manufactured of colorfast, UV-resistant materials. Hook is included.



Order No.	SIZE	MAX LOAD	MFG#	Description
705-1201	2"X12'	1800 LB	501208	WINCH STRAP W/HOOK
702-0406	2" X 20"	2600#	501202	WINCH STRAP W/HOOK

Cargo Control & Landscape Racks, Chain Binders and Chain



LEVER BINDERS



Recoilless, Lever Load Binder, red

Order No.	MFG#	Description
778-2106	8592-106-14	5/16 L7 - 3/8 L4 LEVER LOAD BINDER (WLL 5400 LB)
778-2107	8592-107-80	5/16 G7 - 3/8 G7 LEVER LOAD BINDER (WLL 6600 LB) FORGED
778-2108	8592-108-14	3/8 L7 - 1/2 L4 LEVER LOAD BINDER (WLL 9200 LB)



RATCHET BINDERS

Ratchet Load Binders (red)



Order No.	MFG#	Description
778-2236	8592-236-14	5/16 L7 - 3/8 L4 RATCHET LOAD BINDER (WLL 5400 LB)
778-2237	8592-237-80	5/16 GR7 - 3/8 GR7 RATCHET LOAD BINDER (WLL 6600 LB)
778-2238	8592-238-14	3/8 L7 - 1/2 L4 RATCHET LOAD BINDER (WLL 9200 LB)



TOW CHAINS

Heat Treated Tow Chains, 20 ft long, Clevis hook on each end



Order No.	MFG#	Description
778-2320	3562-320-05	5/16 G70 CLEVIS GRAB HOOKS CHAIN
778-3520	3583-520-15	3/8 G70 CLEVIS GRAB HOOKS CHAIN
778-3120	3523-120-05	5/16 G70 RIVETED CLEVIS GRAB HOOKS CHAIN
778-5120	3525-120-05	3/8 G70 RIVETED CLEVIS GRAB HOOKS CHAIN

Cargo Control & Landscape Racks, E-Track & Fittings

E-TRACK- HORIZONTAL

12 gauge powder coated 10 foot length horizontal.



Order No.	MFG#	Description
285-5555	4212-G	E-TRACK HORIZONTAL 10' ZINC
285-5556	4212	E-TRACK HORIZONTAL 10' BLACK

E-TRACK- VERTICAL



E-track Vertical 5' & 10' (zinc)

Order No.	MFG#	Description
285-9145	4210-G-5	VERTICAL E-TRACK 5 FT
285-9146	4210-G	VERTICAL E-TRACK 10 FT



E-TRACK 360 DEG SWIVEL ANCHOR



All new 360 degree swivel anchor provides the ultimate versatility! Mount it on the floor or the wall and the rotating center is easy to put in the ideal position to keep your straps straight. A steel support plate is included to add strength, giving you piece of mind your cargo is safe. 2000 lb max. Zinc coated

Order No.	MFG#	Description
285-9120	09120	E-TRACK 360 DEG SWIVEL ANCHOR

Cargo Control & Landscape Racks, E-Track & Fittings

E-TRACK END CAP

These durable plastic end caps are used in horizontal e-track systems to cap off the end of the etrack after installation. Used primarily to take away the sharp edges of an unfinished end of e track, these end caps are very popular for the mover who needs to install e-track, or already has e-track installed with unfinished edges. This endcap will work with any piece of 2 foot, 5 foot, 8 foot, or 10 foot Horizontal E-track. This endcap will NOT work with Vertical E-track.



Order No.	MFG#	Description
285-4200	4200-EC	E-TRACK END CAP BLACK PLASTIC

E-TRACK SPRING FITTING W/ 2" D-RING

Fitting secures to E-Track and provides 2" D-Ring for a quick and easy tie-down point. 4,000 LB. rated breaking strength.



Order No.	MFG#	Description
285-9131	59131	E-TRACK RING/BRACKET BULK



ROPE RING 1-5/16" I.D. WITH E-TRACK FITTING

For use with E-Track, Zinc plated 1-5/16" with spring action and security latch. Minimum breaking strength 6000 LB. working load limit 2000 LB.



Order No.	MFG#	Description
289-1090	01090	ROPE RING W/ E-TRACK FITTING

STRAP ROPE TIE OFF

2"x 6" rope ring tie-down strap with D-ring and e-track fitting.



Order No.	MFG#	Description
285-0026	RTO-2-6	ROPE TIE OFF

Cargo Control & Landscape Racks, E-Track & Fittings

SWIVEL E-TRACK TIE DOWN

Brand New Product!!!!
Replacement low profile roller idler for e track auto tie-down systems. 2,000lbs WLL



Order No.	MFG#	Description
285-9132	59144	SWIVEL E-TRACK FITTING 2000LB

RATCHET STRAPS LOGISTICS 2" WIDE E-TRACK FITTINGS

2" wide logistic strap, with E-track spring fittings. Mini-wide ratchet buckle.



Order No.	MFG#	Description
285-0212	59136	RATCHET STRAP 2" X 12' E-HOOK SPRING FITTINGS YELLOW 3000 LB BULK
285-0220	LS-20-MW-E	RATCHET STRAP 2" X 20' E-HOOK SPRING FITTINGS BLUE 3000 LB BULK

E-TRACK WOOD BEAM SOCKET

Commercial grade for use with 2"x 6" lumber for E-Track.




Order No.	MFG#	Description
285-1400	01100	WOOD BEAM SOCKET BULK

Cargo Control & Landscape Racks, E-Track & Fittings



UTILITY HOOK FOR E-TRACK



A- SQUARE 2" UTILITY HOOK

B- ROUND 4-1/2" UTILITY HOOK

Order No.	REF.	MFG#	Description
289-1091	A	EFTG-HK	SQ. HOOK 2"
289-1092	B	EFTG-HKR	RND. HOOK 4-1/2"



LOAD RING ADJUSTABLE FOR SUPER TRACK



- Adjustable ring placement gives you maximum flexibility in locating tie down points.
- Ideal for pickups, vans and enclosed trailers.

Order No.	MFG#	Description
855-0001	LR1	ADJUSTABLE LOAD RING 3K BREAKING

Cargo Control & Landscape Racks, Landscape & Enclosed Trailer Racks



DOCUMENT HOLDER



- Corrosion, impact, UV resistant plastic construction
- Keeps permits, work licenses, and other papers dry, secure and accessible
- Easy to use cover lets you see whats inside
- Interior spring keeps documents in place
- Mounting hardware included
- 8x8x2 inches

Order No.	MFG#	Description
520-1101	5201101	DOCUMENT HOLDER W/ CLEAR COVER



DOCUMENT HOLDER TUBE STYLE



Stainless steel tube protects documents, rubber caps provide tight seal.
 Tube holder size: 1-5/8" diameter x 9" L
 Mounting bracket size: 5-3/4" H x 2-13/16" W x 4" D


Order No.	MFG#	Description
520-1100	5201100	DOCUMENT HOLDER SS TUBULAR



SINGLE TRIMMER RACK FOR MOWER

This universal mount is designed to bolt on to a riding or walk behind mower

- Mounting hardware included
- You can now transport 1 trimmer with you as you mow
- Enables you to trim remote locations without having to return later
- A great time saver



Order No.	MFG#	Description
712-0062	PK-MOWER/6S2	SINGLE TRIMMER RACK MOUNTS ON MOWER

Cargo Control & Landscape Racks, Landscape & Enclosed Trailer Racks



RACK TRIMMER 3-PLACE - OPEN (RACK-EM)



The RA-6 will securely transport 3 trimmers. • It can accept larger diameter tools such as power pruners. • Fully lockable, all 3 trimmers can be secured with 1 or 2 locks to deter theft. • The rotational locking mechanism has built-in flaps that contact the trimmer tubes to prevent unwanted rotation. • Rubber flapper can be shaped to custom fit your trimmer. • It is expandable to accept the RA-23 Shovel Rack with predrilled holes in the RA-6 to accept it. The shovel rack can hold up to 6 straight handled tools such as rakes, shovels, brooms and more.

Order No.	MFG#	Description
711-0022	RA-6	TRIMMER RACK FOR OPEN TRAILER



SHOVEL RACK KIT (RACKEM)



This two level shovel holder kit is to be used with and bolts to the RA-6 Trimmer Rack on an open trailer.

- For straight handled tools ONLY

Order No.	MFG#	Description
711-2300	RA-23	SHOVEL HOLDER KIT USE WITH RA-6 ONLY

Cargo Control & Landscape Racks, Landscape & Enclosed Trailer Racks



BASKET KIT 2FTX2FT26.5FT (RACKEM)



The RA-14 basket kit bolts to the side rails of an open trailer and can hold a large variety of equipment, tools, supplies and more. • It bolts directly to a 6-1/2' wide trailer and comes with a 6" angle iron kit that will allow it to fit trailers width from 72" to 84". • An additional lift kit is available, with a 2" height kit to raise the basket, so the front end of mowers can be parked underneath it. • The basket kit is predrilled to accept a lockable lid kit (RA-14L). All hardware is included with the RA-14L to mount it to the RA-14. • Some states may require a lid on your basket when used for transporting gas cans, check with your local ordinances. • Also great for Hardscaping.

Order No.	MFG#	Description
711-0023	RA-14	OPEN TRAILER BASKET KIT



LID KIT FOR OPEN BASKET (RACKEM)



• This kit is used with an RA-14. • Both units are predrilled for easy installation. • Allows you to lock your basket.

Order No.	MFG#	Description
711-0024	RA-14-L	LID KIT

Cargo Control & Landscape Racks, Landscape & Enclosed Trailer Racks



RACK BACKPACK BLOWER- OPEN (RACKEM)



The RA-19 will securely transport a back pack blower. Some brands of blowers may require an adapter. • This rack has a built in locking mechanism to deter theft, which uses a standard padlock. • Also great for Hardscaping.

The following Back Pack Blowers do NOT require an additional bracket:

ECHO - PB-265L, PB-500T, PB-755ST, PB-760LN, PB-770H, PB-770T EFCO - SA-2062 DOLMAR - PB-7601-4 HUSQVARNA - 130-BTS, 350-BTS, 560-BTS, 570-BTS MARUYAMA - BL55, BL85 RED MAX - EBZ-5150, EBZ-6500, EBZ-7500, EBZ-8500 SHINDAWA - EB-802, EB-854

711-0019 Backpack Adapter (ECHO, KAWASKAI, REDMAX, SHINDAWA - EB854, EB802RT STIHL BR550 & BR600)


711-0020 Backpack Adapter (Stihl Backpack Adapter for a BR420)

Order No.	MFG#	Description
711-0025	RA-19	OPEN TRAILER BACKPACK BLOWER RACK
711-0019	RA-STIHL/ECHO	BACK PACK ADAPTER
711-0020	RA-STIHL420	BACK PACK ADAPTER

Cargo Control & Landscape Racks, Landscape & Enclosed Trailer Racks



TRIMMER LINE RACK-OPEN TRAILER (RACKEM)



The RA-2 can be bolted to the open trailer top side rail or to the RA-14 basket kit if so equipped. • It can hold either a 3 or 5 pound spool of trim line. • Spring loaded center dowel has steel and rubber washers to prevent unwanted rotation. • Trim line end feeds through a line keeper, so it's always ready to use when you are.

Order No.	MFG#	Description
711-0021	RA-2	TRIMMER LINE RACK



TAILGATE ASSIST DOUBLE BARREL (RACKEM)



Unique 2-spring design gives extra power when needed automatically, and provides a smooth jerk free movement all the way down and all the way up. •

Shortest unit on the market taking up the least amount of rail space, which leaves room for other needed racks. • Lowest Price tailgate assist in its class. • Heavy duty chrome sprocket chain has a LIFETIME warranty – an industry exclusive.

Order No.	MFG#	Description
711-0026	RA-27C	DOUBLE BARREL ASSIST

Cargo Control & Landscape Racks, Landscape & Enclosed Trailer Racks



BEVERAGE COOLER RACK -OPEN/ENCLOSED (RACKEM)



The RA-18 can hold either a 3 or 5 gallon beverage cooler. • 2 nylon cinch straps are included for a secure fit. • Can be installed in either an open or enclosed trailer. • Great for Hardscaping.

Order No.	MFG#	Description
711-0118	RA-18	BEVERAGE COOLER RACK



UNIVERSAL LADDER RACK (RACKEM)




Fitz-All ladder racks do exactly that, they fit all trailer brands, flat or round roofs and sizes (4' to 8.5' and everything in between). It is made from heavy duty extruded aluminum with our exclusive male/female slide design. It has 4 stainless steel screws per side mount for extra strength and is quick and easy to assemble in about 5 minutes and is Fedex/U.P.S shippable.

Order No.	MFG#	Description
711-0017	RA-28	LADDER RACK 4 TO 8' WIDE

Cargo Control & Landscape Racks, Landscape & Enclosed Trailer Racks



LADDER RACK (RACKEM)



This product is designed to transport a ladder on the exterior side of an enclosed trailer, cube van or box van. Roof mounted ladder racks are great but depending on trailer height and frequency of ladder use, they can be awkward. That is where the PK-28WL comes in. This rack mounts to the exterior side wall of an enclosed trailer. Since this rack is on the side of the trailer as opposed to the roof, it is far easier to access, making it ideal for your most frequently used ladder.

Order No.	MFG#	Description
712-0008	PK-28WL/BMH	SIDE RAIL LADDER RACK FOR OPEN TRAILER
712-0128	PK-28WL/PK-BM	LADDER RACK EXTERIOR WALL MOUNT - ENCLOSED
712-0228	PK-28WL	LADDER RACK ADD-ON HOOKS ONLY FOR THE ENCLOSED RACK

Cargo Control & Landscape Racks, Landscape & Enclosed Trailer Racks



TRIMMER/CHAINSAW RACK - ENCLOSED (RACKEM)




Designed to hold a Hedge trimmer and chainsaw by their loop handles. • Also holds almost any similar tool with a loop style handle. • Cross member supports the tools engine and secures the unit with the included bungee cord. • Extended rack frame provides a rest for the cutting bar of the tool, preventing wall damage.

Order No.	MFG#	Description
711-0001	RA-3	TRIMMER/CHAINSAW FOR ENCLOSED TRAILER



RACK SPRAYER/BACKPACK BLOWER (RACK-EM)



- Rack is adjustable to hold different makes and models of back pack sprayers. Both width and length adjustments.
- Built in wand holder loops and 3 lb. trim line holder rack
- Adjustable cinch strap is built in and used to secure sprayer/blower to rack
- Solid steel construction with ultra durable black and grey hammered paint finish
- Fits back pack blowers such as Stihl, Red Max, Shindaiwa, Echo and more

Order No.	MFG#	Description
712-0039	RA-39	BACKPACK BLOWER/SPRAYER RACK - ENCLOSED
712-0139	RA-39/BMH	BACKPACK BLOWER/SPRAYER RACK - OPEN

Cargo Control & Landscape Racks, Landscape & Enclosed Trailer Racks



RACK BACKPACK BLOWER-ENCLOSED (RACKEM)



Designed to hold a back pack blower by its grab handle. • Cross member supports the blower's back rest and secures the unit with the included bungee cord. • Bottom hook keeps the blower tube tucked in against the wall. • Bottom hook can do double duty as a hand held blower hook too. • Also great for Hardscaping.

The following Back Pack Blowers do NOT require an additional bracket:

ECHO - PB-265L, PB-500T, PB-755ST, PB-770H EFCO - SA-2062 DOLMAR - PB-7601-4 HUSQVARNA - 130-BTS, 350-BTS, 560-BTS, 570-BTS RED MAX - EBZ-5150, EBZ-6500, EBZ-7500, EBZ-8500 SHINDAWA - EB-802, EB-854

711-0019 Fits these models (ECHO KAWASKAI REDMAX SHINDAWA - EB854, EB802RT STIHL BR550 & BR600)


711-0020 Fits these models (Stihl Backpack Adapter for a BR420)

Order No.	MFG#	Description
711-0002	RA-4	BACK PACK BLOWER RACK
711-0019	RA-STIHL/ECHO	BACKPACK ADAPTER
711-0020	RA-STIHL420	BACKPACK ADAPTER

Cargo Control & Landscape Racks, Landscape & Enclosed Trailer Racks



RACK TRIMMER 3-PLACE- ENCLOSED (RACKEM)



Designed to securely transport 3 trimmers. • Stepped off the wall design, to accommodate engines and guards. • Top 2 sets of hooks are slightly tapered in to prevent trimmers from bouncing. • Bottom set of hooks have a wider opening to accept large tube diameter tools, such as power pruners.

Order No.	MFG#	Description
711-0003	RA-5	TRIMMER RACK 3-PLACE FOR ENCLOSED TRAILER



RACK FOR LUBRICANTS - ENCLOSED (RACKEM)



One of our most useful racks, no matter how you use your enclosed trailer. • The top rack is designed to hold aerosol cans, such as spray lube, paint, pesticides and more in the large holes. The smaller holes on top can fit screwdrivers, ratchets and more. • The bottom bin (RA-10B) fits 1-quart oil containers or can be used for tools and more. • The RA-10A/B is expandable right down to the floor if it fits your needs. You can purchase additional RA-10B which fits 1-quart containers and/or tools and RA-10C which fits larger items, such as gallon containers, anti-freeze, bar oil, even windshield fluid and/or tools. • Also great for Hardscaping.

Order No.	MFG#	Description
711-0005	RA-10AB	LUBRICANT & BIN RACK FOR ENCLOSED TRAILER
711-0100	RA-10B	LUBRICATION BIN ONLY STANDARD
711-0101	RA-10C	LUBRICATION BIN ONLY LARGE

Cargo Control & Landscape Racks, Landscape & Enclosed Trailer Racks



RACK SHOVEL - ENCLOSED (RACKEM)




This rack can hold up to 6 shovels or similar hand tools. • Compacted space saving design. • Also great for Hardscaping.

Order No.	MFG#	Description
711-0006	RA-15	SHOVEL RACK FOR ENCLOSED TRAILER



SPARE TIRE CARRIER - ENCLOSED (RACKEM)



711-0007 -This item will securely transport a spare tire and is expandable with the purchase of additional holder. RA-16 comes with ONLY 1 holder. • The RA-16 can also be configured to hold traffic safety cones and a spare tire with the additional purchase of a RA-26 cone holder. • The cone holder is adjustable to hold cones from 12" to 36" which are required by law in some states. • Shown here with additional holder.

711-0008 -You will be able to transport 2 spare tires with this additional hook and it is only used with an RA-16 Spare Tire Holder.

Order No.	MFG#	Description
711-0007	RA-16	SPARE TIRE CARRIER
711-0008	RA-16H	ADD-ON CARRIER FOR 711-0007

Cargo Control & Landscape Racks, Landscape & Enclosed Trailer Racks



RACK SINGLE HOOK (RACKEM)

- Versatile, literally thousands of potential uses. Holds belts, cords, straps, and more in an enclosed trailer.
- Also great for Hardscaping.



Order No.	MFG#	Description
711-0000	RA-8	SINGLE HOOK RACK



RACK MULTI HOOK (2-HOOK) RACKEM



- Holds Hardscaping tools for in enclosed trailers, such as rakes.
- Effective for standard shop push broom, hoses, cords, belts, and much more.

Order No.	MFG#	Description
711-1100	RA-11	MULTI 2-HOOK RACK

Cargo Control & Landscape Racks, Landscape & Enclosed Trailer Racks



RACK MULTI HOOK (6-HOOK) RACKEM



- Strategically spaced hooks will hold rakes and other types of hand tools in enclosed trailers.
- Using the 2 sets of hooks on either end of this rack for things like hoses, extension cords, ropes and more will prevent kinking because the hooks are closely spaced.
- Hooks have 100 & 1 uses, hold cords, belts, tie downs, and etc. They will hold almost anything that coils or have a loop on it.
- Also great for Hardscaping.

Order No.	MFG#	Description
711-0077	RA-7	MULTI HOOK(6) TOOL RACK

Cargo Control & Landscape Racks, Landscape & Enclosed Trailer Racks



RACK GAS/COOLER (RACKEM)



- Holds round steel and rectangle plastic 5 gallon gas cans in enclosed trailers. (rectangle such as Rubbermaid, Blitz and others, round such as Eagle, Just Rite and others).
- Holds rectangle plastic coolers (such as Igloo, Playmate Elite 16 quarts capacity).
- It's a great way to organize your supplies and keep chemicals or your lunch from spilling or being trampled and also great for Hardscaping.


NOTE: Not all types of gas cans can be used in all areas. Check your local ordinances.

Order No.	MFG#	Description
711-0111	RA-1L	COOLER/ 5 GALLON GAS CAN RACK
711-1111	RA-1S	2.5 GALLON GAS CAN RACK



RACK TRIM LINE 3/5 LB- ENCLOSED (RACKEM)

This rack can either hold a 3 or 5 pound spool of trim line. • Spring loaded center dowel has steel and rubber washers to prevent unwanted rotation. • Trim line end feeds through a line keeper, so it is always ready when you are.



Order No.	MFG#	Description
711-0004	RA-9	TRIM LINE RACK 3/5 LB FOR ENCLOSED

Cargo Control & Landscape Racks, Landscape & Enclosed Trailer Racks



ADJUSTABLE SHELF KIT FOR SIDE WALL (RACKEM)



This shelf kit comes with all the necessary parts to make 2 shelves to put on 1 side wall of your enclosed trailer. (lumber not included) • Using 1"x 12" by whatever length you want shelving lumber, you can make 2 strong side wall shelves. • The length of the RA-24 shelf kit is adjustable, go across as much or as little of the side wall as you want. • The space between the shelves is adjustable with the offset bracket slots, 6 brackets are included to make 2 shelves. • Additional brackets (RA-24B) are available to make a third shelf. • Great for Hardscaping.

Order No.	MFG#	Description
711-0240	RA-24	SHELF KIT ADJUSTABLE SIDE WALL
711-0241	RA-24B	SELF KIT BRKTS ONLY 6 PER PACK.

Cargo Control & Landscape Racks, Landscape & Enclosed Trailer Racks



RACK HAND TAMPER/HAND TOOL - HARDSCAPING



The RA-32 is designed to hold 2 tampers, up to 8"x 8". • It comes with hanging top hooks so it can be installed in an enclosed trailer. • It also comes with 6 predrilled mounting holes on its back, so it could be lag bolted in the garage or nut and bolted to expanded metal tall sides of some open trailers, the various mounting options expand its potential use. • 2 "U" shaped cut outs hold the hand tampers and they have a swing away gate to provide extra strength to keep them locked in.

Order No.	MFG#	Description
711-0032	RA-32	HAND TAMPER/HAND TOOL RACK



RACK CUT-OFF SAW - HARDSCAPING



This rack is designed to securely transport cut off saws in an enclosed trailer. • It can accommodate different brands such as Stihl, Echo, and comparable brands. • Built in strap provides a safe and secure fit. • Durable hammer powder coat paint for years of trouble free service. • High strength steel construction that's built to last.

Order No.	MFG#	Description
711-0033	RA-33	CUT OFF SAW RACK

Cargo Control & Landscape Racks, Landscape & Enclosed Trailer Racks



RACK HAND TOOL- HARDSCAPING

This rack is designed to hold and organize Hardscaping hand tools. • It comes with hanging top hooks so it can be installed in an enclosed trailer. • It also comes with 6 predrilled mounting holes on its back, so it could be lag bolted in a garage, or nut and bolted to the expended metal tall sides of some open trailers. The various mounting options expand its potential use. • 3 “U” shaped cut outs hold sledge hammers and they have a swing away gate to provide extra strength and to keep them locked in. • Additional circular cut outs hold hand chisels, hand tracers, hand hammers, pry bars, brick chisels and more.



Order No.	MFG#	Description
711-0031	RA-31	HAND TOOL RACK



RACK KIT FOR SHELVES OR BUNKS (RACKEM)

• This shelf kit comes with all the necessary steel parts to make 2 shelves in front of your enclosed trailer (lumber NOT included). • Using customer supplied 2x4 beams and plywood shelving you can make 2 very strong shelves. • This kit hangs from the header at the top of the trailer wall, so there are no legs going down to the floor for your mower to hit and knock down the shelving. • It is fully customizable so you can make a deep or shallow shelf as you want. You can actually make bunk beds. The possibilities are endless. • Also great for Hardscaping.



Order No.	MFG#	Description
711-0113	RA-13	SHELF/BUNK KIT

Cargo Control & Landscape Racks, Landscape & Enclosed Trailer Racks



MOTORCYCLE HELMET HOLDER (RACKEM)



Holds either an open or full-face helmet, it also has a coat hook and a tray for your gloves.

Order No.	MFG#	Description
711-0014	RA-22	HELMET HOLDER



RACK BACKPACK BLOWER (BUYERS)

Blowers mount and secure conveniently on hook with spring latch. Includes rubber strap to secure equipment and mounting hardware. Powder coat finish. Open and enclosed trailer.



Order No.	MFG#	Description
710-0020	LT20	BACKPACK BLOWER RACK



RACK HAND TOOL(BUYERS)

Holds six straight handle tools. Keeps tools organized and trailer bed clutter-free. Includes rubber grommets to protect tools. Mounting hardware included. Powder coat finish.

Use 710-0035 model for open trailers.
Use 710-0037 for enclosed trailers.



710-0037



710-0035

Order No.	MFG#	Description
710-0037	LT37	RACK HAND TOOL CLOSED TRAILER

Cargo Control & Landscape Racks, Landscape & Enclosed Trailer Racks



RACK LOCKABLE TRIMMER SNAP-IN STYLE ENCLOSED TRAILER (BUYERS)



Easy snap-in design; one-hand operation. Long-lasting stainless steel springs. Holds three trimmers. Vinyl coated hooks. Secures with padlock (not included). Mounting hardware included. Powder coat finish.

Order No.	MFG#	Description
710-0012	LT12	TRIMMER RACK FOR ENCLOSED TRAILER



RACK MULTI (BUYERS)



Protects hedge trimmers, chainsaws or handheld blowers. Includes rubber straps to secure equipment and mounting hardware. Powder coat finish. Open or enclosed trailer.

Order No.	MFG#	Description
710-0015	LT15	MULTI RACK LANDSCAPE TRAILER

Cargo Control & Landscape Racks, Landscape & Enclosed Trailer Racks



EZ TAILGATE ASSIT (BUYERS)



- Reduces lifting by 90%
- Reduces injuries and fatigue
- One kit works on gates up to 180 lbs.
- Simple installation
- No rattle spring insert
- Black powder coat finish
- Mounting hardware included
- Works on open utility trailers with side rail height of 10" or more

Order No.	MFG#	Description
520-1000	5201000	EZ GATE TAILGATE ASSIST BUYERS

Cargo Control & Landscape Racks, Trailer Dolly



TRAILER DOLLEY HD W/ 13" TIRES



The RA-20 heavy duty trailer dolly can move even large trailers by hand. • It comes with a height adjustable ball. • Rolls with ease on rough terrain with its large 13" pneumatic wheels.

Order No.	MFG#	Description
711-0013	RA-20	TRAILER DOLLEY

Couplers, Jacks, & Safety Chains, Safety Chain



GRAB HOOK CLEVIS WITH LATCH

For 3/8" safety chain.



Order No.	MFG#	Description
778-4014	6495-405-04	HOOK ONLY CLEVIS W/LATCH 3/8" WORKING LOAD LIMIT 5400 LB BULK
778-5160	3570-035-05	HOOK ONLY CLEVIS W/LATCH 5/16" WORKING LOAD LIMIT 4500LB BULK



HOOK FORGED WITH LATCH

5000 LB capacity. Heavy-duty forged steel with safety latch.



Order No.	MFG#	Description
779-2255	8204-301-17	FORGED HOOK 5000 LB. BULK



S-HOOKS

3 sizes bulk.



Order No.	MFG#	Description
778-7204	6495-719-33	S-HOOK 17/32" CLASS IV BULK WSL
778-7205	6495-716-33	S-HOOK 7/16" CLASS III BULK
778-7206	6495-411-33	S-HOOK 3/8" CLASS I BULK



QUICK LINKS

Quick link chain repair link.



Order No.	MFG#	Description
778-0100	6590-017-04	QUICK LINK 3/16" WORKING LOAD LIMIT 615 LB 1/CARD
778-0110	6590-024-04	QUICK LINK 1/4" WORKING LOAD LIMIT 880 LB 1/CARD
778-0120	6590-034-04	QUICK LINK 5/16" WORKING LOAD LIMIT 1760 LB 1/CARD
778-0130	6590-044-04	QUICK LINK 3/8" WORKING LOAD LIMIT 2200 LB 1/CARD
778-0140	6590-051-04	QUICK LINK 1/2" WORKING LOAD LIMIT 3300 LB 1/CARD



SNAP LINK

Snap link, spring loaded. Do not use for safety chains.



Order No.	MFG#	Description
778-0161	675116317	SNAP LINK 1/4" - 1/CARD
778-0201	675120117	SNAP LINK 5/16" - 1/CARD
778-0241	675124317	SNAP LINK 3/8" - 1/CARD
778-0321	6751-325-17	SNAP LINK 1/2" - 1/CARD

Couplers, Jacks, & Safety Chains, Safety Chain



SAFETY CHAIN ANCHOR

Steel rod chain anchor. Secure safety chains to trailer frames.



Order No.	Size	MFG#	Description
770-0038	3/8"	SC38B	SAFETY CHAIN BRACKET 3/8" BULK
770-0050	1/2"	SC50B	SAFETY CHAIN BRACKETS 1/2" BULK



SAFETY CHAIN LOOP



Order No.	MFG#	Description
777-0040	4234	CLASS 1 CHAIN LOOP
777-0555	1962	CLASS 2 CHAIN LOOP
773-4141	34141	10000# CHAIN LOOP



SAFETY CHAIN CLASS 5

5/16" link high test chain rated Class V - 11000 LB minimum braking strength includes clevis hook with latch one end. Michigan requires each chain or cable and attachment point to be equal to the gross vehicle weight rating of the trailer. Made in USA.



Order No.	MFG#	Description
778-5166	1421-807-04	SAFETY CHAIN 5/16" X 6' W/ CLEVIS HOOK BULK
778-5160	3570-035-05	HOOK SLIP ONLY 5/16" W/LATCH & CLEVIS BULK



SAFETY CHAIN CLASS I

3/16" proof coil rated Class I - 3000 LB minimum breaking strength 3/8" trailer "S" hook each end, Zinc. Available in two lengths. Michigan requires each chain or cable and attachment point to be equal to the gross vehicle weight rating of the trailer. Made in USA.



Order No.	MFG#	Description
778-3164	2114-533-04	SAFETY CHAIN W/ S-HOOKS 3/16" X 4' BULK
778-3166	2114-555-04	SAFETY CHAIN W/S-HOOKS 3/16" X 6' BULK
778-5199	6493-510-04	SAFETY LATCH FOR 7/16" S-HOOK BULK

Couplers, Jacks, & Safety Chains, Safety Chain



SAFETY CHAIN CLASS II & III

1/4" proof coil rated Class III - 5000 LB minimum breaking strength safety latches each end, Zinc. Available in three lengths. Michigan requires each chain or cable and attachment point to be equal to the gross vehicle weight rating of the trailer. Made in USA.



Order No.	MFG#	Description
778-5084	2117-604-04	SAFETY CHAIN 1/4" X 54" W / LATCHES
778-5134	2117-513-04	SAFETY CHAIN 1/4" X 6' W / LATCHES
778-5154	2117-504-04	SAFETY CHAIN 1/4" X 8' W / LATCHES

Couplers, Jacks, & Safety Chains, Couplers, Actuators, Locks & Parts



ACTUATOR UFPA-60, A-75, A-84 & XR-84 INSERT



Couplers, Jacks, & Safety Chains, Couplers, Actuators, Locks & Parts



ACTUATOR UFP AND PARTS

Inner members and parts for UFP actuators (A-60, A-75, A-84 & XR 84)

Order No.	PIC #	MFG#	Description
857-9060	1	31039U	A-60 INNER SLIDE ASSEMBLY DRUM
857-9065	1	34043U	A-60 INNER SLIDE ASSEMBLY DISC
857-4772	2	47720U	A-70 & A-75 INNER SLIDE ASSEMBLY
857-1756	5	35154U	A-60 DRUM BRAKE MASTER CLYINDER
857-1757	6	34762U	A-60 DISC BRAKE MASTER CYLINDER
857-3430	7	34300U	A-60 MASTER CYLINDER COVER PLATE
857-3228	8	32288U	MASTER CYLINDER RESERVOIR DIAPHRAGM
857-2286	9	32286U	MASTER CYLINDER RESERVOIR PLUG
857-1755	10	34500U	A-60 3-PORT BACK-UP SOLENOID
857-3450	11	34508U	A-60 SOLENOID DRAIN TUBE
857-2269	12	32269U	NYLON CALE TIE
857-3257	13	32570U	ZERK MINI-BARB # 10-32
857-3437	14	34371U	A-60 ZINC PLATED FRONT ROLLER
857-3231	15	32310U	REAMED PLASTIC REAR ROLLER
857-3407	16	34079U	ZINC PLATED ROLLER PIN
857-3255	17	32554U	ROLLER PIN ZINC PLATED WASHER
857-2262	18	32262U	RETAINING RING EXTERIOR .689"
857-3260	19	32306U	A-60 SHOCK ABSORBER
857-3229	20	32291U	3/8"-16 X 7/8" PLATED BOLT

Order No.	PIC #	MFG#	Description
857-4301	21	34301U	A-60 SHOCK BUSHING
857-3511	22	35112U	A-60 PUSH ROD SINGLE AXLE (DISC) & TANDEM AXLE (DRUM)
857-3514	23A	35114U	A-60 PUSH ROD FOR TANDEM AXLE (DISC)
857-5113	23B	35113U	PUSH ROD FOR TRIPLE AXLE (DISC)
857-4378	24	34378U	A-60 PUSH ROD RELEASE BRACKET
857-2546	25	32546U	SAFETY SPRING RELEASE BRACKET
857-3226	26	32264U	A-60 BREAK-AWAY CABLE 17"
857-4011	26	40115U	A-75 & A-84 BREAK-AWAY CABLE 15"
857-4355	27	34355U	BREAK-AWAY CABLE CLIP
857-3438	28	34380U	A-60 CABLE ATTACHMENT PLATE
857-2592	29	32592U	A-60 FRONT TOP WEAR PAD
857-4771	30	47710U	A-70 & A-75 TOP WEAR PAD
857-0226	31	32260U	THIN SIDE WEAR PAD
857-0263	32	32263U	THICK TOP & BOTTOM WEAR PAD
857-3254	33	32547U	OUTER MEMBER PLASTIC CAP
857-3455	34	34557U	A-60 SIDE LOCKOUT KEY
857-3435	35	34359U	A-60 TOP LOCKOUT CAP
857-3636	38	36360U	A-60 REPLACEMENT LATCH KIT
857-6369	39	36369U	A-75 REPLACEMENT LATCH

Couplers, Jacks, & Safety Chains, Couplers, Actuators, Locks & Parts



BRAKERITE EHB ACTUATOR



BrakeRite Electric / Hydraulic Disc Actuator, Titan's BrakeRite EHB system is an electric over hydraulic braking system using electric power from the towing vehicle electrical system. As the brake pedal is depressed and the brake lights come on, the BrakeRite EHB system is activated and the trailers hydraulic brakes are applied. The actual pressure control process is the result of an electric motor driven piston pump and electronically controlled pressure relief valve. Electric over Hydraulic Disc brake actuator is compatible with all vehicle electric connectors and works with all in-cab controllers.

CALL FOR DIFFERENT MODELS AND SPECIAL ORDER ONLY

Order No.
SPECIAL ORDER ONLY



BRAKERITE OEM BRAKE CONTROL ADAPT.



The purpose of this device is to allow the signals sent by your trucks brake controller to properly communicate with your Titan Brake Rite system. If your vehicle requires this Converter Box, and you do not use it, your trucks brake controller will not be able to work in harmony with your trailers brake system. The simply reason why this is needed, is because Factory Installed In Dash Brake Controllers are designed for use with Electric Brakes only, not Electric Over Hydraulic.

Order No.	MFG#	Description
484-5900	068-332-00	FORD/CHEVY ADAPTER FOR THE SD MODEL
484-6000	058-011-00	FORD/CHEVY ADAPTER FOR THE EHB MODEL

Couplers, Jacks, & Safety Chains, Couplers, Actuators, Locks & Parts

ACTUATOR DICO MO 60 LEVERLOCK



7000 LB. capacity, Max. G.V.W.R., 700 LB. tongue load. G.V.W.R. limited to ball rating. Zinc plated finish. Fits: 1-7/8", 50mm, and 2" ball. Does not have solenoids or covers. For 3" wide trailer tongue.

857-4329 : DRUM BRAKES

857-5420 : DISC BRAKES

Order No.	MFG#	Description
857-4329	068-134-01	BRAKE ACTUATOR DICO 60 LEVER (DRUM)
857-5420	068-196-04	BRAKE ACTUATOR DICO 60 LEVER W/SOLENOID (DISC)

ACTUATOR DICO MO 60 MULTI-FIT



857-4960- 7000 LB. capacity, Max. G.V.W.R., 700 LB. tongue load. G.V.W.R. limited to ball rating. Zinc plated finish..

Fits: 1-7/8", 50mm, and 2" ball. Does not have solenoids or covers. For 3" wide trailer tongue. For drum brakes.

857-7207- 7000 LB. capacity, Max. G.V.W.R., 700 LB. tongue load. G.V.W.R. limited to ball rating. Zinc plated finish..

Fits: 1-7/8", 50mm, and 2" ball. Does not have solenoids or covers. For 3" wide trailer tongue. For DISC Brakes

Order No.	MFG#	Description
857-4960	069-139-00	BRAKE ACTUATOR MULTI-FIT DICO 60 ZINC (DRUM)
857-7207	068-202-05	BRAKE ACTUATOR MULTI-FIT DICO 60 ZINC (DISC) 7K (4745720K)

ACTUATOR DICO MO 60 SCREW HANDLE / LEVER LOCK REPAIR KITS



60 series actuator coupler repair kits for Lever Lock reference (A) and Screw Handle reference (B) style couplers.

Order No.	Reference	MFG#	Description
857-3584	A	068-142-00	COUPLR REPR KIT LEVER LOCK DICO 60
689-4540	B	071-A94-00	COUPLER REPAIR KIT SCREW HANDLE DICO 60

Couplers, Jacks, & Safety Chains, Couplers, Actuators, Locks & Parts

ACTUATOR PARTS DICO MODEL 60



Parts we stock for Dico Model 60 actuator.

Order No.	MFG#	Description
857-3361	068-085-00	MASTER CYLINDER ONLY DICO 60 (DRUM)
857-3951	071-A98-00	MASTER CYLINDER KIT DICO 60 (DRUM) COMPLETE
857-0042	068-195-00	MASTER CYLINDER ONLY DICO 60 (DISC)
857-2341	068-091-00	MASTER CLYINDER GASKET ONLY
857-3362	053-012-00	DAMPER SHOCK ABSORBER DICO 60
857-3566	068-093-00	COVER MASTER CYLINDER DICO 60
857-4807	068-147-00	FILLER CAP 1-1/4"-18 DICO 60
857-3800	068-188-00	BREAKAWAY CABLE/LEVER ASSY.
857-8300	068-088-00	HAND WHEEL LOCK FOR MULTI FIT HANDLE

Couplers, Jacks, & Safety Chains, Couplers, Actuators, Locks & Parts



ACTUATOR DA66 AND DA86

DA-66 Drum and Disc brake actuator for use in marine applications. Zinc plated. 6000 lb. G.V.W.R. maximum rating. 600 lb. tongue load, limited to coupler rating. Mounts on 3" tongue with 2 – 1/2" x 4-1/2" grade 5 bolts. Lever-lock coupler design.

DA-86 Drum and Disc brake actuator for marine and light utility applications. Zinc plated and black powder coated finishes available. 8600 lb. G.V.W.R maximum rating. 800 lb. tongue load, limited to the coupler rating. 2" eZ-Latch coupler – the safest in the industry: for easy hook up and safe operation. Large rollers in rear provide easier and smoother operation of the actuator. Reinforced outer case to prevent over tightening of the 3 – 1/2" x 4", grade 5 bolts. Mounts on 3" tongue.



Order No.	MFG#	Description
870-5001	8605001	ACTUATOR 6K DRUM LEVER LATCH 2"
870-5101	8605101	ACTUATOR 6K DISC LEVER LATCH 2"
870-8601	8608601	ACTUATOR 8.6K DRUM LEVER LATCH 2"
870-8611	8608611	ACTUATOR 8.6K DISC LEVER LATCH 2"
870-9153	09153	GASKET FOR MASTER CYLINDER
870-2193	12193	PUSH ROD ASSEMBLY
870-2557	12557	FILL CAP FOR MASTER CLY.

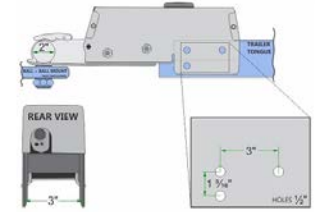
Order No.	MFG#	Description
870-3876	03876	FILL CAP (3TAB) W/ DIAPHRAGM AND O-RING
870-5400	5400	REPLACEMENT EMERGENCY LEVER KIT
870-5679	05679	ORIFICE FOR DRUM BRAKE
870-5687	05687	MASTER CLY. BOOT
870-5692	5692	REPLACEMENT DAMPER/SHOCK
870-5650	5650 OR 05680X	MASTER CYLINDER KIT (DRUM BRAKE)
870-5672	5672	MASTER CYLINDER KIT (DISC BRAKE)

Couplers, Jacks, & Safety Chains, Couplers, Actuators, Locks & Parts



ACTUATOR DEXTER DX7.5

- Model: DX7.5 (Form TDE Model 750e)
- 7500 lbs
- Drum or Disc brake models available
- Fits: 3"x3" , 3"x4" , 3" x5" frames
- 2" ball
- 3" center to center mounting holes
- Bolt on
- Grade 5 4" x 1/2" bolts recommended



Order No.	MFG#	Description
857-7500	099-175-00	ACTUATOR DX7.5 FOR DRUM BRAKES
857-7520	099-175-20	ACTUATOR DX7.5 FOR DISC BRAKES
857-8673	K68-673-00	MASTER CYLINDER KIT FOR DRUM
857-8671	K68-671-00	MASTER CYLINDER KIT FOR DISC
857-4239	K54-239-00	SOLENOID VALVE COIL KIT
857-4472	074-472-00	SAFETY CABLE SPRING W/ SCREWS
857-4477	K74-477-00	COUPLER SAFETY LATCH & CABLE
857-8524	K68-524-00	ACTUATOR COVER KIT

Order No.	MFG#	Description
857-8563	068-563-00	ACTUATOR LATCH KIT
857-8572	K68-572-00	MASTER CYLINDER CAP ASSEMBLY
857-8657	K68-657-00	MASTER CYLINDER FILLER CAP
857-8658	K68-658-00	MASTER CYLINDER GASKET KIT
857-8738	K68-738-10	BREAKAWAY CABLE KIT
857-8720	K68-720-00	MASTER CYLINDER KIT (OPEN TOP) FOR DRUM
857-8672	K68-672-00	MASTER CYLINDER KIT (OPEN TOP) FOR DISC

Couplers, Jacks, & Safety Chains, Couplers, Actuators, Locks & Parts

ACTUATOR DICO MO 10 DROP COUPLER 2-5/16" BALL WITH MOUNT CHANNEL



12500 LB. capacity. Use with 2-5/6" ball weight rating limited to ball capacity. Zinc finish. 857-4781 Does not have solenoid or cover. 857-0620 does have solenoid and cover. Demountable use with 3" wide tongue.

SPECIAL ORDER ONLY

Order No.	MFG#	Description
857-4781	068-104-00	ACTUATOR DICO 10 FOR 2-5/16" BALL DROP COUPLER W/MOUNTING CHANNEL FOR 3" WIDE TONGUE (DRUM)
857-0620	068-506-20	ACTUATOR DICO 10 FOR 2-5/16" BALL DROP COUPLER W/ MOUNTING CHANNEL (DISC)

ACTUATOR DICO MO 10 STRAIGHT 2-5/16" BALL COUPLER LESS CHANNEL



12500 LB. capacity. Use with 2-5/6" ball weight rating limited to ball capacity. For drum brakes primed finish. Does not have solenoid or cover. Weld-on installation for 3" wide tongue.

SPECIAL ORDER

Order No.	MFG#	Description
857-1675	068-044-00	ACTUATOR DICO 10 FOR 2-5/16" BALL LESS CHANNEL

Couplers, Jacks, & Safety Chains, Couplers, Actuators, Locks & Parts

ACTUATOR DICO MO 10 STRAIGHT 2-5/16" BALL COUPLER WITH MOUNT CHANNEL



12500 LB. capacity. Use with 2-5/6" ball weight rating limited to ball capacity. For drum brakes. Zinc plated finish. Demountable for 3" wide tongue. Does not have solenoid or cover.

SPECIAL ORDER ONLY

Order No.	MFG#	Description
857-4776	068-102-00	ACTUATOR DICO 10 STRAIGHT FOR 2-5/16" BALL 3" WIDE TONGUE W/ MOUNTING CHANNEL

ACTUATOR DICO MO 20 STRAIGHT 2-5/16" BALL



20000 LB. capacity 2000 LB. tongue load. Use with 2-5/6" ball weight rating limited to ball capacity. For drum brakes primed finish. Does not have solenoid or cover. Weld-on application. SPECIAL ORDER ONLY

Order No.	MFG#	Description
857-1521	068-034-00	ACTUATOR DICO 20 FOR 2-5/16" BALL WELD-ON STRAIGHT

Couplers, Jacks, & Safety Chains, Couplers, Actuators, Locks & Parts

ACTUATOR DICO MO 20 STRAIGHT WELD-ON LUNETTE EYE

20000 LB. capacity 2000 LB. tongue load. Weight rating subject to hitch capacity. For drum brakes, Primed finish. Weld-on application.



SPECIAL ORDER ONLY

Order No.	MFG#	Description
857-2974	068-030-00	ACTUATOR DICO 20 W/3" LUNETTE EYE

ACTUATOR DICO 20 STRAIGHT WITH LEVELER CHANNEL



20,000 LB. capacity. 2000 LB. tongue weight .Use with adjustable lunette eyes and adjustable ball couplers (SOLD SEPERATELY). For drum brakes. Primed finish.

SPECIAL ORDER

Order No.	MFG#	Description
857-9100	068-082-00	ACTUATOR DICO 20 ADJUSTABLE 20K PRIMED

Couplers, Jacks, & Safety Chains, Couplers, Actuators, Locks & Parts



ACTUATOR DICO MO 20 DROP COUPLER



Surge-type actuator bolts over 3" wide trailer tongue and includes standard, heavy-duty coupler with 3" drop. Electric reverse lockout lets you back up without activating the trailer brakes. Features corrosion-resistant plating.

SPECIAL ORDER

Order No.	MFG#	Description
857-0720	068-507-20	ACTUATOR MOD 20 W/SOLENOID DISC BRAKES
857-2700	068-116-00	ACTUATOR MOD 20 DRUM BRAKES

ACTUATOR DAMPER DICO MODEL 20



Damper for model 20.

Order No.	MFG#	Description
857-7784	053-010-00	DAMPER MODEL 20

ACTUATOR DICO MODEL 10 & 20 PARTS



Parts we stock for Dico Model 10 and 20 actuators.

Order No.	Reference	MFG#	Description
857-3744	A	068-094-00	MASTER CYLINDER DICO MODELS 10 AND 20 (DRUM)
857-1600		068-376-00	MASTER CYLINDER DICO MODELS 10 AND 20 (DRUM) W/ ORFICE
857-7100		068-203-00	MASTER CYLINDER DICO MODELS 10 AND 20 (DISC)
857-2503	B	068-250-01	FILLER CAP DICO MODELS 10 AND 20
857-5070	C	068-033-00	COVER MASTER CYLINDER DICO MODELS 10 AND 20

Couplers, Jacks, & Safety Chains, Couplers, Actuators, Locks & Parts

ACTUATOR DICO MO 6 BALL COUPLER 2-5/16"



8000 LB. capacity. Max G.V.W.R. 800 LB.tongue load.
G.V.W.R. limited to ball rating. For 3" wide trailer tongue. Does not have solenoid or cover.

SPECIAL ORDER ONLY

Order No.	MFG#	Description
857-4792	068-122-00	ACTUATOR DICO 6 FOR 2-5/16" BALL 3" WIDE TONGUE (DRUM)
857-7200	068-204-00	ACTUATOR DICO 6 FOR 2-5/16" BALL 3" WIDE TONGUE (DISC)

ACTUATOR DICO MO 6 MULTI-FIT BALL COUPLER



6000 LB. capacity, Max G.V.W.R., 600 LB. tonque load
G.V.W.R. limited to ball rating. Use with drum brakes only.

Fits 1-7/8", 50mm and 2" ball. For 3" wide trailer tonque. Does not have solenoid or cover.

SPECIAL ORDER ONLY

Order No.	MFG#	Description
857-2480	068-107-00	BRAKE ACUATOR DICO 6 FOR 1-7/8", 50MM, & 2" BALL 3" WIDE TRAILER TONQUE SPECIAL ORDER

ACTUATOR DICO MODEL 6 PARTS

Parts we stock for Dico Model 6 Actuators.



Order No.	Reference	MFG#	Description
857-1271	A	068-014-00	MASTER CYLINDER DICO 6 (DRUM)
857-7000		068-359-01	MASTER CYLINDER DICO 6 (DISC)
857-7556	B	068-357-00	CAP FOR MASTER CYLINDER DICO 6
681-8487	C	071-A84-00	COUPLER REPAIR KIT DICO MODEL 6 WITH 2-5/6" BALL COUPLER

ACTUATOR DAMPER DICO MODEL 6 & 10

Damper for Dico Models 6 and 10.



Order No.	MFG#	Description
857-2426	053-011-00	DAMPER DICO MODELS 6 AND 10

Couplers, Jacks, & Safety Chains, Couplers, Actuators, Locks & Parts

BACK UP SOLENOID



Dico reverse lock out solenoid for disc brake systems. This solenoid allows for free backing of trailers eliminating the need to manually lock out the brakes. This solenoid can be used with either disc or drum brakes

Order No.	MFG#	Description
857-4880	068-213-00	SOLENOID BACK UP VALVE DICO

ORFICE FOR DICO ACUATORS

857-2098 orifice connector with male 1/8"NPT going into the master cylinder, a female 3/8" 24 UNF thread with an inverted seat for the brake line. Orifice Connector for Titan Actuators with drum brakes. (Pin Hole)



857-0300 Orifice connector for disc brake actuator (Large hole)

Order No.	MFG#	Description
857-2098	068-350-00	ORFICE 1/8" M TO 3/8" F DICO (DRUM)
857-0300	068-221-00	ORFICE FOR DISC BRAKE



COUPLER 2" ADJUSTABLE 6K



Silver, 2" lever lock, G.V.W.R. 6,000 lb. capacity, bolt on channel

Order No.	MFG#	Description
870-2113	12113-52	Silver, 2" lever lock, G.V.W.R. 6,000 lb. capacity
870-5696	5696	COUPLER REPAIR KIT 2"

Couplers, Jacks, & Safety Chains, Couplers, Actuators, Locks & Parts



COUPLER 2" & 2-5/16" ADJUSTABLE & CHANNELS

2-5/16" adjustable coupler 14K rated black powder coat finish includes grade 8 bolts and nuts. 3 position or 5 position channels available 14K rated black powder coat finish. Each part needed must be ordered separately.

Order No.	Reference	MFG#	Description
657-3308	A	CTA-100	COUPLER 2" ONLY INCLUDES GRADE 8 BOLTS AND NUTS 8K
657-3309	A	CTA-400	COUPLER 2-5/16" ONLY INCLUDES GRADE 8 BOLTS & NUTS 14K
657-3303	B	CTA-CB4	COUPLER CHANNEL 3 POSITION 14K
657-3305	C	CTA-CB6	COUPLER CHANNEL 5 POSITION 14K
776-9020		B9020	BOLT AND NUT PKG ONLY FOR COUPLERS
776-6137		B16137	LUNETTE EYE ONLY 14K
776-6140		B16140	LUNETTE EYE ONLY 20K

Couplers, Jacks, & Safety Chains, Couplers, Actuators, Locks & Parts



CAST ADJUSTABLE COUPLER



Adjustable coupler, cast head with hardware, less channel, 14000 lbs -Primed

Order No.	MFG#	Description
680-0256	A256C 0317	COUPLER, ADJUSTABLE CAST 2-5/16 14K (PRIMED)



EZ LATCH 2" CHANNEL MOUNT COUPLER



2" Channel Mount coupler 10k ez latch

Order No.	MFG#	Description
870-2688	12688-81	EZ LATCH 10K CHANNEL MOUNT COUPLER (BLACK)
870-4976	16825-95	2" EZ LATCH 10K CHANNEL MOUNT (COMPOSITE HANDLE) ZINC

Couplers, Jacks, & Safety Chains, Couplers, Actuators, Locks & Parts



FLAT MOUNT BULLDOG COUPLER



Designed for utility, horse/livestock, cargo, and construction trailer applications, BULLDOG Collar-Lok Heavy Duty Couplers are the strongest in the industry. The BULLDOG design features the only automatic and continuously tight ball fit in the industry. A variety of coupler styles, tongue mounts, and latches allow configurations to match virtually any trailer. Adjustable couplers assure level operation for trailers when pulled by a variety of different vehicles.

- Quick and easy to engage
- Strong and secures on the road
- Patented Wedge-Ledge ball clamp design
- Quick to hook up and disconnect
- In compliance with SAE standard J684

Order No.	MFG#	Description
659-4420	4420000317	FLAT MOUNT COUPLER 20K PRIMED

Couplers, Jacks, & Safety Chains, Couplers, Actuators, Locks & Parts



EZ LATCH COUPLER FLAT MOUNT



2" EZ Latch 10k flat mount coupler 5/8" holes

Order No.	MFG#	Description
870-5080	15080-81	2" EZ LATCH COUPLER FLAT MOUNT BLK
870-2141	15923-81	2-5/16" EZ LATCH COUPLER 21K FLAT MNT. 5/8 HOLES (BLK)
870-2653	12653-97	2-5/16": EZ LATCH 21K FLAT MNT. COUPLER 7/8 HOLES (PRIMED)



COUPLER HANDLE HANDI-GRIP



Just grab the comfort grip handle for easy trailer positioning. Fits all 1-7/8" and 2" couplers. Easy bolt-on installation. Non-corrosive finish.

Order No.	MFG#	Description
683-0701	CH 0701	COUPLER HANDLE HANDI-GRIP



COUPLER REPAIR KIT SHELBY POSI-LOCK



Shelby coupler repair kits Class I and Class II.

Order No.	MFG#	Description
680-5150	CT-2000-PK	COUPLER REPAIR KIT SHELBY 1-7/8" CLASS I POSI-LOCK COUPLERS 2000 LB
680-5151	CT-3000-PK	COUPLER REPAIR KIT SHELBY 2" CLASS II POSI-LOCK COUPLERS 3500 LB
680-5153	CA-5100-PK	COUPLER REPAIR KIT SHELBY 2" POSI-LOCK COUPLERS 5000 LB

Couplers, Jacks, & Safety Chains, Couplers, Actuators, Locks & Parts



FOLD-AWAY COUPLER HINGE KITS



Convert your standard trailer tongue into a fold-away configuration while preserving your trailers existing coupler. Easy bolt-on installation will allow up to 48" of the trailer tongue to fold-away, making it easy to fit your trailer inside small garages.

Order No.	MFG#	Description
659-0301	HDPB330301	BOLT ON HINGE KIT 3X3 FULTON BULK
681-0301	HDPB340301	BOLT ON HINGE KIT 3X4 FULTON BULK
684-3301	HDPB330101	BOLT ON HINGE KIT 3X3 FULTON BOXED
659-0305	HDPB340101	BOLT ON HINGE KIT 3X5 FULTON



COUPLER STRAIGHT TONGUE LEVER LOCK

Straight tongue lever lock couplers, Zinc finish.

Order No.	MFG#	Description
657-0201	CT-2001-Z	COUPLER 1-7/8" X 2" LEVER LOCK
657-0202	CT-2002-Z	COUPLER 1-7/8" X 2-1/2" LEVER LOCK
657-0203	CT-2003-Z	COUPLER 1-7/8" X 3" LEVER LOCK
657-0301	CT-3001-Z	COUPLER 2" X 2" LEVER LOCK
657-0302	CT-3002-Z	COUPLER 2" X 2-1/2" LEVER LOCK
657-0303	CT-3003-Z	COUPLER 2" X 3" LEVER LOCK 3500LB
657-0304	CT-5003-Z	COUPLER 2" X 3" LEVER LOCK 5000LB

Couplers, Jacks, & Safety Chains, Couplers, Actuators, Locks & Parts



eZ-Latch COUPLER STRAIGHT TONGUE



Demco Couler, 2" AND 2-5/16" ball, 10k & 16k GVWR, Mounts on 3" wide strg tongue

Order No.	MFG#	Description
870-0052	15000-52	COUPLER 2"X3" 4-HOLE BOLT W/ COMPOSITE HANDLE (SILVER)
870-2564	12564	COUPLER 2"X3" 3-HOLE BOLT ON (PLATED)
870-2717	12717	COUPLER 2"X3" 4-HOLE BOLT ON (PLATED)
870-2925	12925	COUPLER 2"X3" 3-HOLE BOLT, SHORT BODY (PLATED)
870-3689	13689-52	COUPLER 2"X3" 3-HOLE BOLT W/ SHORT BODY (SILVER)
870-5876	5876	eZ-Latch coupler repair kit 10,000 lb. metal handle
870-6109	6109	eZ-Latch coupler repair kit 10,000 lb. composite handle
870-3203	13203-95	COUPLER 2-5/16"X3" 4 HOLE BOLT ON (ZINC)
870-3195	15931-95	COUPLER 2-5/16 X 3" BOLT ON CAST



eZ-Latch 2-5/16" STRAIGHT TONGUE MOUNT



Primed, 2 5.16" eZ-Latch, G.V.W.R. 21,000 lb. capacity, weld on short body

Order No.	MFG#	Description
681-2662	12662-97	COUPLER 2-5/16" X 3" SHORT BODY (PRIMED) WELD ON

Couplers, Jacks, & Safety Chains, Couplers, Actuators, Locks & Parts



COUPLERS A-FRAME (RAM)

A-Frame couplers black powder coat finish.

Order No.	Reference	MFG#	Description
657-0510	A	CA-5100-B	COUPLER 2" A-FRAME 5000 LB
657-0210		CA-5210-B	COUPLER 2" A-FRAME YOKE STYLE
657-0520	B	CA-5200-B	COUPLER 2-5/16" A-FRAME 10000 LB



COUPLER A-FRAME (FULTON)



2" Ball A-Frame coupler 5k rating

2-5/16" ball A-Frame coupler 10k rating

Order No.	MFG#	Description
680-0303	E333050303	2" AFRAME COUPLER
680-1303	E443050303	2-5/16 AFRAME COUPLER



eZ-Latch COUPLERS A-FRAME



eZ-Latch A-frame couplers

Order No.	MFG#	Description
870-4791	14791-97	2" A-FRAME 10K (PRIMED) WELD-ON
870-5337	17063-97	2-5/16" A-FRAME 21K (PRIMED) WELD-ON, 50 DEG.
870-5633	15633-81	2-5/16" A-FRAME 21K (BLACK) BOLT-ON, 32 DEG.
870-5817	5817	eZ-Latch coupler repair kit metal handle
870-6008	6008	eZ-Latch coupler repair kit composite handle

Couplers, Jacks, & Safety Chains, Couplers, Actuators, Locks & Parts



COUPLER LOCKPINS



Coupler replacement pin and pintle hook replacement pin.

Order No.	Reference	Diameter	Working Length	MFG#	Description
285-1413	A	1/4"	1-3/8"	1413LP	LOCK PIN 1/4" ROUND BAIL BULK
285-1516	A	5/16"	1-3/8"	516-13LP	LOCK PIN 5/16" ROUND BAIL BULK
285-1417	B	1/4"	2-1/2"	14-22LP	LOCK PIN 1/4" SQUARE BAIL BULK
285-1620	C	5/16"	2-1/4"	516-20LP	LOCK PIN 5/16" SQUARE BAIL BULK
285-3820	D	3/8"	2-1/4"	38-20LP	LOCK PIN 3/8" SQUARE BAIL BULK



COUPLER LOCK DELUXE (TRIMAX)



Multi use coupler lock. easy 1/4 turn of key lock & unlock for Maximum Security. Internal O-RING in lock body & weather proof cap help seal out grime & corrosion.

Order No.	MFG#	Description
689-0010	TMC10	DELUXE COUPLER LOCK

LOCK COUPLER FAST LOCK

Durable Brass body. Adjustable to fit most couplers.



Order No.	MFG#	Description
681-0101	63225	COUPLER LOCK FAST LOCK 5-3/4" L x 1-1/4" W x 7" H

Couplers, Jacks, & Safety Chains, Couplers, Actuators, Locks & Parts

BRASS COUPLER LOCK

Brass Coupler Lock ,Spring Loaded, 1/2" span



Order No.	MFG#	Description
689-6015	6015	BRASS COUPLER LOCK 1/2" SPAN

Master Lock

LOCK COUPLER ARMORLOCK 37D / SOLID BRASS 605



680-0370
680-1370

680-0605


Shackle Dimensions for the 37D are 15/16"x 7/16" ideal for securing trailers, cables, and chains. Shackle dimensions for the 605, 1/4"x 1/2"x 3/4". Shackle fits openings 1/2" or larger; shackle guard is removable to accommodate 9/32" opening. The 605 has a built in anti-sawing pin.

Order No.	MFG#	Description
680-0370	37D	LOCK ARMORLOCK KEYED DIFFERENT
680-1370	37KA	LOCK ARMORLOCK KEYED ALIKE
680-0605	605DAT	COUPLER LOCK 2" SOLID BRASS

Couplers, Jacks, & Safety Chains, Couplers, Actuators, Locks & Parts



LOCK COUPLER BARBELL STYLE (TRIMAX)



Barbell style pin lock. Available with span of 1/2", 2.5" and 3.5". Available in Hardened steel and Stainless Steel

Order No.	MFG#	Description
689-0011	TC1	COUPLER LOCK 7/8" SPAN
689-0012	TC2	COUPLER LOCK 2.5" SPAN
689-0013	TC3	COUPLER LOCK 3.5" SPAN
689-0001	SXTC1	COUPLER LOCK 7/8" SPAN S.S.
689-0002	SXTC2	COUPLER LOCK 2.5" SPAN S.S.
689-0003	SXTC3	COUPLER LOCK 3.5" SPAN S.S.



ADJUSTABLE COUPLER LOCK



Easy Access Adjustable Coupler Lock. Adjust from 1/2" to 2.5" to 3.5" Span.

Order No.	MFG#	Description
689-7690	TC123	DEAD BOLT CPLER LOCK ADJUST
689-0123	SXTC123	ADJUSTABLE COUPLER LOCK S.S.

Couplers, Jacks, & Safety Chains, Couplers, Actuators, Locks & Parts

Master Lock

LOCK COUPLER 377 DAT / 378 DAT

Fits Most 1 7/8" - 2" and 2 5/16" ball diameters of the following coupler brands: Reese, Fulton, Valley, Atwood, Putnam, Marvel, Ideal, Acme and Dutton-Lainson.

Advanced locking mechanism resists picking and prying. Easy to install and remove, resists rust and corrosion. Lifetime Guarantee.



Order No.	Coupler Size	MFG#	Description
680-0377	1-7/8" or 2"	377DAT	COUPLER LOCK KEYED DIFFERENT
680-0378	2-5/16"	378DAT	COUPLER LOCK KEYED DIFFERENT
680-1377	1-7/8" or 2"	377KA	COUPLER LOCK KEYED ALIKE

FULTON

LOCK COUPLER GORILLA GUARD

Gorilla Guard Coupler Locks provide a secure, long lasting means of protecting your trailer. Models are available to fit 1-7/8", 2", and 2 5/16" couplers. This means they will fit most travel trailers, utility trailers and mobile homes.



Order No.	MFG#	Description
686-3228	63228	COUPLER LOCK GORILLA GUARD 2"
686-3227	63227	COUPLER LOCK GORILLA GUARD 2-5/16"

LOCK COUPLER UNIVERSAL

Durable cast body. Fits all 1-7/8", 2" and 2-5/16" couplers.



Order No.	MFG#	Description
686-3226	72783	COUPLER LOCK UNIVERSAL

Master Lock

LOCK COUPLER UNIVERSAL TRAILER

Fits 1-7/8", 2", and 2-5/16" couplers manufactured by Reese®, Fulton, Valley, Atwood®, Shelby, Putnam, Hammerblow, Dutton Lainson, and UFP. Will also fit on rolled, straight lip, and surge brake coupler.



Order No.	MFG#	Description
680-0379	379DAT	LOCK COUPLER UNIVERSAL
680-1379	379ATPY	UNIVERSAL COUPLER LOCK

Couplers, Jacks, & Safety Chains, Couplers, Actuators, Locks & Parts

TRIMAX

TRIMAX UNIVERSAL COUPLER LOCK



Provides instant security for your camper, boat or trailer when they are not hooked up to your vehicle. Features 1/2 turn technology that cannot be false locked.

- One size fits all (from 1 7/8", 2", to 2 5/16", all coupler types)
- Key hole cover slides up to seal out dirt and grime
- Type A key which is a spring loaded, 7 pin, high security key. Resists attempted drill outs. Rugged and durable, the key will not bend or break.

Order No.	MFG#	Description
689-0025	UMAX25	UMAX25 UNIVERSAL COUPLER LOCK
689-0050	UMAX50	UMAX50 UNIVERSAL COUPLER LOCK
689-0100	UMAX100	UMAX100 UNIVERSAL COUPLER LOCK

Couplers, Jacks, & Safety Chains, Stabilizing and King Pin Stabilizer

BAL

STABILIZING BAR FOR STAB JACKS & LANDING GEAR



INTENDED USE

Eliminates most trailer movement associated with existing leveling or stabilizing jacks.


- Adapts to most crank down leveling/stabilizing jacks.
- Installation is a simple one time, bolt on application.
- Unique swivel mount works at various jack angles.
- Telescopic Lock-Arm travels up and down with jack for easy set up and storage.
- Uses 3/4" crank handle to lock and unlock Lock-Arm.
- Two Lock-Arms and complete mounting hardware include.

Order No.	MFG#	Description
672-3216	23216	STABILIZING BAR W/ HARDWARE, SET OF 2

Couplers, Jacks, & Safety Chains, Stabilizing and King Pin Stabilizer



JACK LIGHT TRAILER STABILIZER



For use on tent trailers, lightweight travel trailers and fifth wheels with up to 16" of frame-to-ground clearance. Bolt-on application mounting hardware and crank included 700 LB. lifting capacity and 1,000 LB. load capacity per jack. Rust-inhibiting E-coating for long life.

Order No.	MFG#	Description
672-3025	23025	JACK LIGHT TRAILER STABILIZER 2 PER SET 17" EXTENSION
672-3026	23026	JACK LIGHT TRAILER STABILIZER 2 PER SET 19" EXTENSION
672-3032	23032	CRANK HANDLE FOR LIGHT TRAILER STABILIZING JACK 6" SHAFT REACH
672-3033	23033	CRANK HANDLE FOR LIGHT TRAILER STABILIZING JACK 14" SHAFT REACH
672-3035	23035	BASEPADS LIGHT TRAILER STABILIZING JACK SET OF 4



LEVELING SCISSOR JACK SOCKET

Camco's Leveling Scissor Jack Drill Socket reduces the time and effort it takes to raise and lower your scissor jacks. The adapter fits 3/8 inch or 1/2 inch power drills and works with all 3/4 inch hex drive jacks.



Order No.	MFG#	Description
675-7363	57363	LEVELING SCISSOR JACK SOCKET
672-0003	21100003	DRILL ADAPTER FOR LIGHT WT. JACKS

Couplers, Jacks, & Safety Chains, Stabilizing and King Pin Stabilizer



JACKS LEVELING SCISSOR



Standard model extends from 4" to 23-3/4" includes 20036 handle, deluxe model extends from 4" to 30" includes 20037 handle, Low Profile model extends from 3-1/4" to 24" includes 20036 handle.

Order No.	MFG#	Description
672-4002	24002C	JACKS BAL 24" SCISSORS 2 SET STANDARD MODEL 5000 LB. CAPACITY PER JACK INCLUDES HANDLE
672-4028	24028	JACKS BAL 24" SCISSORS 2 SET LOW PROFILE 5000 LB. CAPACITY PER JACK INCLUDES HANDLE
672-4003	24003D	JACKS BAL 30" SCISSORS 2 SET DELUXE 5000 LB. CAPACITY PER JACK INCLUDES HANDLE
672-0035	20036	CRANK ECONOMY HEX DRIVE HANDLE
672-4032	24032	CRANK HANDLE FOR OLD STYLE WITH HOOK ON END



LCI SCISSOR JACKS



Lippert Components 24-inch lift stabilizer jacks provide a cost-efficient way to stabilize your RV or trailer. LCI manual stabilizer jacks feature easy bolt-on installation and powder-coated, rust-inhibitive finish. This kit contains two 24-inch stabilizer jacks, mounting hardware and manual crank handle.

Order No.	MFG#	Description
628-5326	285326	24" LCI SCISSOR JACK (PAIR)
628-5344	285344	30" LCI SCISSOR JACKS (PAIR)
628-5324	285324	CRANK HANDLE ONLY

Couplers, Jacks, & Safety Chains, Stabilizing and King Pin Stabilizer



JACK STABILIZING "C" JACK

Introducing the latest product innovation from BAL to meet the needs of RVers: the new BAL "C" Jacks, combining the strength of a leveling jack and the steadiness you get from a stabilizing jack. Designed for use with travel trailers and fifth wheel trailers, there's no comparable product like the "C" Jack. Available in 19", 22", 25", 28" & 31" extension and shipped in a boxed set of two with crank handle. BAL "C" Type Stabilizers are designed to mount to the trailer frame where the crossmember meets the main frame member.



See model numbers below

Order No.	FRAME TO GRND	LEG LENGTH	LOAD CAP.	MFG#	Description
672-3219	UP TO 15"	19"	5000 LBS	23219	C-JACK 19" SET OF 2 W/ HANDLE
672-3222	15" TO 18"	22"	4500 LBS	23222	C-JACK 22" SET OF 2 W/ HANDLE
672-3225	18" TO 21"	25"	4000 LBS	23225	C-JACK 25" SET OF 2 W/ HANDLE
672-3228	21" TO 24"	28"	3500 LBS	23228	C-JACK 28" SET OF 2 W/ HANDLE
672-3231	24" & OVER	31"	3000 LBS	23231	C-JACK 31" SET OF 2 W/ HANDLE
672-3200				23200	FOOT PADS FOR C-JACK 2PK



JACKS STABILIZING DELUXE T TYPE & TELESCOPIC



Two types Telescopic and "T" Type. The Telescopic Type is the most popular because it requires no existing trailer frame crossmember for installation. The unit will telescope to fit any underbody frame width. The "T" Type Stabilizing Jacks require an existing trailer frame crossmember and are mounted individually. 2000 lbs. static load per individual jack. Bolts or welds to trailer frame.

Order No.	MFG#	Description
672-0032	20032	CRANK HANDLE FOR T-TYPE & TELESCOPIC
672-0031	20031	BASEPADS FOR T-TYPE & TELESCOPIC JACKS 4 PER SET
672-0033	20033	BASEPADS FOR T-TYPE & TELESCOPIC JACKS 2 PER SET

Couplers, Jacks, & Safety Chains, Stabilizing and King Pin Stabilizer



JACKS SWING DOWN STABILIZING

Swings down to support up to 1000 lbs. Extends up to 17-3/4". Can be bolted or welded on to trailer (hardware not included). Black. 2-year limited warranty.



Order No.	MFG#	Description
678-0480	671402	ROUND HOLE HANDLE
678-2301	SJ-100	SINGLE ROUND HOLE JACK RETRACTED 11-1/2" EXTENDED 17-3/4"



JACKS STABILIZING TRAILER

Features include feature a heavy duty non-corroding cast aluminum base with steel screw assemble and a permanent handle. Adjustable from 11" to 17". Certified 8000 lb load capacity.



Order No.	MFG#	Description
670-0111	44560	CAMCO ALUMINUM STABILIZING JACKS SET OF 4



JACK PAD STABILIZER

Specifically designed for use with stack jacks, fifth wheel stabilizers, swing down stabilizers and awning arms to keep them from sinking into soft ground. Interlocking for convenient storage with handy strap. Built in handle for ease of use. Solidly constructed of durable polypropylene with UV inhibitors.



Order No.	MFG#	Description
674-4595	44595	STABILIZER JACK PADS

Couplers, Jacks, & Safety Chains, Stabilizing and King Pin Stabilizer



KING PIN STABILIZER TRIPOD



The King Pin Tripod Stabilizing Jack provides full side-to-side frame overhang stability and added front to rear stability. Includes extension legs for longer reach when used at a campsite with uneven terrain.

Order No.	MFG#	Description
672-5035	25035	KING PIN STABILIZER WITH EXTENSION LEGS



KING PIN STABILIZING JACK BIPOD



The King Pin Stabilizing Jack is designed for stabilizing the front of a fifth wheel travel trailer by applying pressure against the king pin. Includes extendable legs on both the jack tube and support tube sides for longer reach when used at a campsite with uneven terrain.

Order No.	MFG#	Description
672-5030	25030	KING PIN STABILIZER BAL DELUXE

Couplers, Jacks, & Safety Chains, Stabilizing and King Pin Stabilizer



KING PIN STABILIZER (FAST JACK TRIPOD)



672-5066 -The TriPod FASTJACK is the lightest kin pin stabilizer on the market offering full adjustability on each of the three legs. The TriPod FASTJACK slips on to the trailer's pin to help support the FASTJACK and uses gravity to assist in setup. No need to worry about uneven ground while setting up as each leg independently adjusts to the ground using the integrated ratchet system. Apply tension as needed and enjoy maximum stabilization.

- No assembly required.
- Ready to use straight out of the box.
- Collapses to compact size to help with storage.
- Large base pads for firm footing
- Adjustable from 40 to 60 inches
- Lightweight – 19 lbs
- Rust inhibitive finish
- Lockable to trailer pin with included pad lock

672-5067 -Convert the TriPod FASTJACK to work with gooseneck trailers or 5th wheels with gooseneck converters. Replicates the 2 5/16" ball and slips into the gooseneck hitch allowing the TriPod FASTJACK to fasten to the trailer.

Order No.	MFG#	Description
672-5066	25066	KING PIN STABILIZER (FAST JACK)

Couplers, Jacks, & Safety Chains, Tongue Jacks and Landing Gear



POWER JACK 3500LB (LCI)



This jack can be operated with an industry-first, 2-way to 7-way powering system. Just add the Power Swap Auxiliary Cord (813-7490) to any power stance jack to easily connect your jack directly to your tow vehicle without worrying about draining your RV's power or having to use a hand crank

- Integrated storage ring for holding safety chain or power cord
- Helical cut gears reduce noise and improve operating efficiencies
- 4 LED lights improve lighting and reduce power consumption
- Textured casing protects against chips and cracks
- Enhanced rocker switch for improved durability
- Emergency crank-through socket
- Increased UV protection
- 3500 pound lift capacity

Order No.	MFG#	Description
813-7480	813748	POWER STANCE JACK 3500LB (BLACK)
813-7490	813749	POWER SWAP HARNESS (2-7 WAY)



POWER JACK ULTRA-FAB 3500#

- 3500lb Lift Capacity
- 2.25" outer tube
- 18" of travel
- Black



Order No.	MFG#	Description
659-4060	38-944060	POWER JACK 3500# BLACK

Couplers, Jacks, & Safety Chains, Tongue Jacks and Landing Gear



JACK STROMBERG CARLSON POWER



Stromberg Carlson JET-3555 & JET-3755
3500 lb Capacity

3500 lb capacity jack with built in motor protection to guard your investment

- 3500 lb capacity
- 18" travel, with an additional 5" drop down leg
- 2 separate LED night lights
- 2-3/16" heavy wall outer tube
- Emergency crank through socket
- Switch protects motor
- 2 Year Limited Warranty

Order No.	MFG#	Description
653-3555	JET-3555	POWER JACK 3500# WHITE
653-3755	JET-3755	POWER JACK 3500# BLACK



JACK RAM ELECTRIC A-FRAME 3500LB.

Durable exterior grade black powder coat finish on outer tube. Zinc finish inner tube with removable sand foot. 18" travel height. LED light for easy night time hookup. Includes a drop leg for 10" of additional adjustment. Durable hardened steel gears. Crank handle for manual override.



Order No.	MFG#	Description
657-3521	EJ-3520-WBX	RAM POWER JACK 3500 LB. WHITE
657-3520	EJ-3520-BBX	RAM POWER JACK 3500 LB. BLACK
657-3527	EJ-3527-BBX	RAM POWER JACK 3500# BLACK W/ 7 WAY PLUG
657-3500	EJ-3520-PSW	REPLACEMENT TOGGLE SWITCH
657-3522	EJ-3520-HD	REPLACEMENT HANDLE FOR RAM POWER JACK
657-3518	EJ-3520-WCV	REPLACEMENT JACK COVER (WHITE)
657-3519	EJ-3520-BCV	REPLACEMENT JACK COVER (BLACK)
657-0020	EJ-3520-BCP	BLACK REPLACEMENT CAP FOR MANUAL CRANK HOLE

Couplers, Jacks, & Safety Chains, Tongue Jacks and Landing Gear



JACK POWER 3500# BLACK

The 12 Volt Electric Jack from Buyers Products gives you the convenience of electric operation to raise, lower and level your parked RV or trailer. It has a 48 in. pre-wired trailer connector power supply for quick, plug-in operation. Mounted into an A-frame coupler, the jack can power 3,500 lb of tongue weight up to 18 in., with another 6 in. available by releasing a manual drop leg extension. The jack features a built-in leveling gauge and an LED night light. Its oversized zinc-plated foot prevents divots. A corrosion-resistant black powder-coated finish and weather-sealed switches protect the jack from the elements. Should you need it, a manual crank can be used in place of electrical operation.



Order No.	MFG#	Description
656-9350	L93500	BLACK POWER JACK W/ 7-WAY PLUG



JACK POWER BULLDOG 4000#

The makers of Tough & Trusted BULLDOG jacks present a Powered Jack with all the capacity and features you want.

- Positions quickly with 27" of total travel - 17" screw travel and 10" drop leg travel
- Heavy duty 4000 lbs. lift capacity
- Makes setting up easier with a handy built-in level right where you need it most
- Deploys and hooks up more easily at night with onboard LED courtesy light
- Works in case of power loss with emergency manual override capability easily accessible from the top
- Conserves battery power
- Lasts for years with industry-leading BULLDOG performance known worldwide for unmatched strength, durability, and side load capacity
- Retains like-new appearance with corrosion-resistant surfaces
- Limited 5 year warranty



Order No.	MFG#	Description
659-0186	500199	POWER JACK 4000# BULLDOG BLK

Couplers, Jacks, & Safety Chains, Tongue Jacks and Landing Gear



JACK POWER BULLDOG 3500#

Tough & Trusted BULLDOG presents a Powered Jack with all the capacity and features you want.

- Positions quickly with 22" of total travel
- 3500 lbs. lift capacity
- Integrated gearbox and motor
- Integrated gearbox and motor
- Drop leg
- Deploys and hooks up easily at night with onboard LED courtesy light, angled to illuminate coupler
- Works in case of power loss with emergency manual override capability, easily accessible from the top, crank included
- Lasts for years with industry-leading BULLDOG performance, known worldwide for unmatched strength, durability, and side load capacity
- Retains like-new appearance with corrosion-resistant surfaces
- Limited 5-year warranty



Order No.	MFG#	Description
659-0187	500187	POWER JACK 3500# BULLDOG BLK
659-0188	500188	POWER JACK 3500# BULLDOG WHT

Couplers, Jacks, & Safety Chains, Tongue Jacks and Landing Gear



JACK QUICK-DROP



- Perfect for trailers with no power source near the tongue jack!
- Raise or lower jack using a power drill and 3/4" socket head**
 - Faster than hand cranking
 - 2,000-pound lifting capacity
 - 14" stroke
 - Fits most cargo, utility and travel trailers
 - Powder coating protects against the elements
 - Removable foot pad with locking pin included
 - Manual operation also available
 - Patent pending

* Do not use an impact drill for operation

** Power drill and socket head not included

Order No.	MFG#	Description
733-0926	733926	JACK QUICKDROP MANUAL 2K TW

Couplers, Jacks, & Safety Chains, Tongue Jacks and Landing Gear



JACKS A-FRAME RAM

Economical A-frame jacks 3 models.



Order No.	Travel	Bracket Height	Retracted Height	MFG#	Description
657-2000	14-1/2"	9"	25"	TJA-2000S	JACK A-FRAME SW 2000 LB.
657-2001	14"	5"	20"	TJA-2001-B	JACK A-FRAME TW 2000 LB.
657-2002	14"	8"	20"	TJA-2000-B	JACK A-FRAME TW 2000LB.
657-5000	14"	10-1/2"	20"	TJA-5000T-B	JACK A-FRAME TW 5000 LB.
657-2003				TJA-2000-Z	JACK A-FRAME TW (ZINC) 2000 LB.
657-5001				TJA-5000T-Z	JACK A-FRAME TW (ZINC) 5000 LB.



JACK A-FRAME (PRO-SERIES)

A-Frame jacks from Pro-Series. Available in 2k and 5k.



Order No.	MFG#	Description
659-0303	EA20000303	A-FRAME JACK 2K TW
659-2303	RV20000303	A-FRAME JACK 2K SW
659-5000	1400600303	A-FRAME JACK 5K TW
659-1303	1401000303	A-FRAME JACK 2K TW (SHORT)

Couplers, Jacks, & Safety Chains, Tongue Jacks and Landing Gear



A-FRAME JACK 5000 LB



A-Frame Jack, 15" Travel, Weld-On/Bolt-On, 5,000 lbs. Lift Capacity

Order No.	MFG#	Description
659-0317	1700100317	A-FRAME JACK 5000# BULLDOG SW
659-3017	1750290317	A-FRAME JACK 5000# BULLDOG TW



JACKS MARINE SWIVEL RAM



Bolt on marine swivel jacks fit up to a 3" X 5" trailer frame, standard salt spray Zinc finish, include heavy duty 1/2" pull pin and hardware.

Order No.	Bracket Height	Retract Height	MFG#	Description
657-1101	12.7"	23-1/4"	MJ-1206-B	JACK SWIVEL BOLT ON 6" CASTER SW 1000 LB.
657-1250	12-1/2"	25-1/4"	MJ-1500-B-DWL	JACK SWIVEL DUAL WHEEL BOLT ON 6" CASTER SW 1500 LB.
657-1500	12.7"	25-1/4"	MJ-1500B	JACK SWIVEL BOLT ON 8" CASTER SW 1500 LB.
657-2500		25"	MJSQ-2500B	JACK DROP LEG ZINC 2500 LB.

Couplers, Jacks, & Safety Chains, Tongue Jacks and Landing Gear



JACKS PIPE MOUNT SWIVEL RAM



Include a weldable mating pipe end, topwind models include comfortable red claw and fold away solid bar handle 9/16" pin and clip assembly. Sidewind models include 5/8" pin, 2" male mating pipe and clip.

Order No.	Bracket Height	Retract Height	MFG#	Description
657-4502	11-1/4"	17-1/2"	TJD-50015-B	JACK PIPE MOUNT SWIVEL WELD ON 10" LIFT SW 5000 LB.
657-4515	16-1/4"	23-1/4"	TJP-50025-B	JACK PIPE MOUNT SWIVEL WELD ON 15" LIFT SW 5000 LB.
657-5210	11-1/4"	15-14"	TJP-5001-B	JACK PIPE MOUNT SWIVEL WELD ON 10" LIFT TW 5000 LB.
657-5215	15"	20-1/4"	TJP-5002-B	JACK PIPE MOUNT SWIVEL WELD ON 15" LIFT TW 5000 LB.



JACKS BRACKET MOUNT SWIVEL RETAINING RING RAM



Include a weldable mounting bracket with comfortable red claw knob and fold away solid bar handle standard with 1/2" pull pin. Two models 10" and 15" lift.

Order No.	Bracket Height	Retract Height	MFG#	Description
657-2210	11-1/4"	15-1/4"	TJB-2001-B	JACK BRACKET MOUNT RETAINING RING SWIVEL WELD ON 10" LIFT TW 2000 LB.
657-2215	15"	20-1/4"	TJB-2002-B	JACK BRACKET MOUNT RETAINING RING SWIVEL WELD ON 15" LIFT TW 2000 LB.

Couplers, Jacks, & Safety Chains, Tongue Jacks and Landing Gear



JACKS DROP LEG RAM



Topwind models include red claw knob, solid fold away handle. Both 7000 LB. jacks include 8" x 6" foot pad. 12000 LB. is a direct weld on spring return with pull pin mounted on side and includes handle.

Order No.	Travel	Retracted Height	Tube Size	MFG#	Description
657-7000	15"	23-1/2"	2-1/2"	TJD-7000	JACK DROP LEG TW 7000 LB.
657-7001	15"	25-1/2"	2-1/2"	TJD-7000S	JACK DROP LEG SW 7000 LB.
965-0338				TDJ-7000-PN	PULL PIN KIT FOR 7K DROP LEG JACK 9/16 X 2.75"
657-8000	15"		2-1/4"	TJD-8000	JACK DROP LEG TW 8000 LB.
657-8001	15"		2-1/4"	TJD-8000S	JACK DROP LEG SW 8000 LB.
657-2404	12-1/2"	28-1/2"	4-1/2"	TJD-12000SP-R2	JACK DROP LEG SW W/CRANK 12000 LB.
657-1200				TJDJ-12000-GR	GEAR KIT FOR 12K JACK (657-2404)
657-0015	12-1/2"		4-3/8"	TJD15000SP-F	JACK DROP LEG 15K SW (PIN TO FRONT OF JACK)
657-0115	12-1/2"		4-3/8"	TJD-15000SP-R	JACK DROP LEG 15K SW (PIN TO SIDE OF JACK)
657-2100	12.5"		4-3/8"	TJDDP-20000SP-F	JACK DROP LEG 20K DUAL PIN SPRING

Couplers, Jacks, & Safety Chains, Tongue Jacks and Landing Gear



JACK CASTER 6" PRO SERIES



CASTER 6" FITS JACKS WITH 2K/5K CAP. PRO SERIES

Order No.	MFG#	Description
659-0340	1400750340	6" CASTER 2K/5K PRO SERIES



JACK CASTERS RAM

Fit Ram jacks and other brands with 2" O.D. tubes.



657-0102

Order No.	MFG#	Description
657-0102	JC-102	CASTER ASSEMBLY 2" x 6" STEEL FOR 2" TUBE

Couplers, Jacks, & Safety Chains, Tongue Jacks and Landing Gear



JACKS BOLT ON SWIVEL (PRO SERIES)



1000 lbs., Swivel, Zinc Plated, 6" Poly Wheel

- Designed for use with marine and utility trailers
- Includes all necessary mounting hardware

Order No.	MFG#	Description
659-1001	EJ10000301	SWIVEL BOLT ON JACK 1000LB BULK



JACK DROP LEG 8000 lb PROSERIES



Pro Series™ Square Tube, 8,000 lbs., Topwind, 15" Travel, Adjustable Dropleg w/Additional Travel of 13.6". Has a 8"x6" foot pad. Direct weld.

Pro Series™ Square Tube, 8,000 lbs., Sidewind, 15" Travel, Adjustable Dropleg w/Additional Travel of 13.6" Pro Series™ Square Jack

Order No.	Travel	Retracted Height	Tube Size	MFG#	Description
659-1400	15"	22.90"	2.5"	1400800383	JACK DROP LEG 8000 LB TW
659-1399	15"	25.20"	2.5"	1400850383	JACK DROP LEG 8000 LB SW
965-0338				TDJ-7000-PN	PULL PIN KIT FOR DROP LEG JACK 9/16 X 2.75"
659-0024				SJ40324	REPLACEMENT DROP LEG FOR 8K SQ JACK

Couplers, Jacks, & Safety Chains, Tongue Jacks and Landing Gear



DROP LEG JACK PROSERIES



Pro series spring return drop leg. Pin in front for drop leg. Crank handle included. Gray painted finish. 12000 lb cap.

Order No.	Travel	Retracted Height	Tube Size	MFG#	Description
659-0376	12.5"	28.25"	4"	1400950376	DROP LEG JACK SW W/CRANK 12000 LB.
651-5181				015181	KIT-JACK HNDL W/MNT HDWR
659-0094				140094	DROP LEG JACK SW 12K SIDE PIN



JACK CASTERS BAL



DH # 652-9035 fits jacks with 1000 LB capacity over 1-5/8" O.D. tube.

DH # 652-9040 fits jacks with 2000 LB capacity over 2" O.D. tube.


Order No.	MFG#	Description
652-9035	29035	CASTER FOR 1000 LB. BAL JACKS 1-5/8" DIAMETER
652-9040	29041	CASTER FOR 2000 LB. BAL JACKS 2" DIAMETER

Couplers, Jacks, & Safety Chains, Tongue Jacks and Landing Gear



JACKS BAL

BAL jacks incorporate precision molded, heat treated, copper alloyed metal gears and nuts. Top-wind models have a high strength ergonomic handle. Side-wind models have an accessible gear housing making it easier to lubricate and repair



Order No.	Retracted	Extended	Reference	MFG#	Description
652-9005	12-1/2"	25"	A	29005	JACK SWIVEL COLEMAN FOLDING CAMPERS TW 800 LB.
652-9015	7-1/2"	21-1/2"	C	29015	JACK A-FRAME SW 1000 LB.
652-9020	7-1/2"	21-1/2"	B	29020	JACK A-FRAME TW 1000 LB.
652-9025	8"	22"	C	29025	JACK A-FRAME SW 2000 LB.
652-9030	8"	22"	B	29030	JACK A-FRAME TW 2000 LB.
652-9033	8"	22"	B	29033	JACK A-FRAME TW 5000 LB.

Couplers, Jacks, & Safety Chains, Tongue Jacks and Landing Gear



JACKS F2 MARINE & RECREATIONAL

Sealed and lubricated one-piece gearbox, fits 3" X 3" and 3" X 4" tongues.



Order No.	Screw Travel	Mount Travel	MFG#	Description
659-0134	10"	8"	1413020134	JACK F2 TWIN TRACK SW 1600 LB.
659-1134	10"	8"	1413040134	JACK F2 WIDE TRACK SW 1600 LB.



JACKS ROUND TUBULAR SWIVEL

Weld-on tubular mount with pin and foot plate.



Order No.	Retracted	Extended	MFG#	Description
659-8451	11"	21"	158451	JACK RT WELD ON TUBE MOUNT 10" LIFT TW 2000 LB.
659-1514	14-1/2"	29-1/2"	158452	JACK RT WELD ON TUBE MOUNT 15" LIFT TW 2000 LB.
659-8109	10.80"	20.80"	158109	JACK RT WELD ON TUBE MOUNT 10" LIFT SW 2000 LB.
659-1581	14-1/2"	29-1/2"	158151	JACK RT WELD ON TUBE MOUNT 15" LIFT SW 2000 LB.



JACKS TUBULAR SWIVEL ROUND

Include weld-on tubular mount and foot plate.



Order No.	Retracted	Extended	MFG#	Description
659-8101	11-1/4"	21-1/4"	178101	JACK RT WELD ON TUBE MOUNT 10" LIFT TW 5000 LB.
659-1781	14.70"	29.70"	178151	JACK RT WELD ON TUBE MOUNT 15" LIFT TW 5000 LB.
659-8201	10.40"	20.40"	178201	JACK RT WELD ON TUBE MOUNT 10" LIFT SW 5000 LB.
659-8203	15.40"	30.40"	178203	JACK RT WELD ON TUBE MOUNT 15" LIFT SW 5000 LB.



JACKS MARINE & RECREATIONAL BOLT ON



Fit up to 3" x 5" trailer frame.

Order No.	Retracted	Extended	MFG#	Description
659-1500	12-3/4"	22-3/4"	XP15 0101	JACK SWIVEL BOLT ON 8" WHEEL SW 1500 LB.
659-1250	12-3/4"	22-3/4"	XPD15L0101	JACK SWIVEL BOLT ON DUAL WHEEL SW 1500 LB.
659-2500	7"	35-1/2"	355M28FZ	JACK DROP LEG 9/16" PULL PIN ZINC FINISH SW 2500 LB.

Couplers, Jacks, & Safety Chains, Tongue Jacks and Landing Gear



JACKS ROUND WELD ON BRACKET MOUNT

Include weld-on L-bend swivel bracket and base.



Order No.	Retracted	Extended	MFG#	Description
659-0211	11"	21"	151401	JACK RT BRACKET MOUNT SWIVEL 10" LIFT TW 2000 LB.
659-1101	11"	21"	151101	JACK RT BRACKET MOUNT SWIVEL 10" LIFT SW 2000 LB.
659-1714	11-1/4"	21-1/4"	171401	JACK RT BRACKET MOUNT SWIVEL 10" LIFT TW 5000 LB.

Couplers, Jacks, & Safety Chains, Tongue Jacks and Landing Gear



JACK DROP LEG 12K TW



12K Drop leg jack with standard disc foot. 13.5" of additional drop leg extension. Crank included. Topwind, non-spring return leg.

Order No.	MFG#	Description
659-2304	182304	12K DROP LEG JACK TW



JACK DROP LEG 10K BULLDOG

3" Square tube, 10k rating, Zerk fitting for easy lubrication, Zinc plated inner tube and drop leg



Order No.	MFG#	Description
659-0354	180354	10K DROP LEG JACK TW BULLDOG
659-0455	180455	10K DROP LEG JACK SW BULLDOG
659-0270	500270	REPLACEMENT DROP LEG SQUARE



JACK DROP LEG 12K

12000 LB. support capacity (10000 LB lift capacity) sidewind drop leg with base and handle. Handle can be purchased separately.



Order No.	Travel	Retracted	Extended	MFG#	Description
659-2404	12-1/2"	27.4"	53.3"	182404	JACK SW DROP LEG 12000# W/CRNK
651-5181				015181	SIDEWIND CRANK HANDLE FOR 120000 LB. BULLDOG DROP LEG JACK
659-0212				500212	12K GEAR KIT STYLE 111

Couplers, Jacks, & Safety Chains, Tongue Jacks and Landing Gear



JACK DROP LEG POWERED DRIVE KIT

7500 lb. lift capacity powered drive kit designed specifically for use with Bulldog 12,000 lb. jacks. Ideal for horse, livestock, and heavy duty trailers. Lifts 3" per minute at typical working loads. Can be manually cranked in the event of power loss. State of the art 12VDC electric motor. Permanently lubricated to provide years of maintenance free use. custom designed wiring harness & rocker switch enclosed in a weather proof box. Utilizes a 25 amp circuit breaker with push button reset feature. Can be used in both single and tandem jack applications. Kit includes all necessary components for ease of installation. Includes powered drive assembly, torque stop tube with energy absorption device, replacement bevel gear & dowel pin, terminal box, wiring harness & switch box, hex coupling, and weather resistant cover.



Order No.	MFG#	Description
659-2420	1824200100	POWER DRIVE KIT BULLDOG 12000 LB. DROP LEG JACK



LCI LANDING GEAR 6K AND PARTS

- Landing gear set lets you raise and lower your trailer
- Ideal for 5th-wheel trailers and RV's
- Connecting rod allows for simple, tandem operation
- Footplates offer stability and prevent sinking
- Drop legs minimize jacking time and help to level the trailer on uneven ground
- Heavy-gauge steel construction ensures durability and strength
- Durable, black powder coated outer tubes provide excellent corrosion resistance
- Mounting brackets weld onto your trailer, jacks bolt onto brackets with included hardware
- Crank handle is included
- 90-Day warranty
- Made in the USA



Total Lift	37"
Travel	21"
Drop Leg	16"
Cross Shaft Length	41-71"
Handle Dimension	39-11/16" L x 10-3/16" W
Footplate	5" L x 7-5/16" W
Combined Weight Capacity	6000 lbs

Order No.	MFG#	Description
333-9660	333966	6K MANUAL CRANK LANDING GEAR KIT
333-7884	217884	MOTOR AND SWITCH KIT FOR LCI LANDING GEAR
333-5236	145236	SWITCH KIT ONLY FOR THE POWER MOTOR KIT
333-6059	146059	GEAR KIT FOR LEAD LEG
333-6060	14060	GEAR KIT FOR FOLLOW LEG
333-0052	700052	LANDING GEAR PAD ONLY
333-8287	308287	QUICK RELEASE PULL PINS

Couplers, Jacks, & Safety Chains, Tongue Jacks and Landing Gear



LANDING GEAR LARGE FOOT PAD



Increase your footprint for added stability with a pair of these 9-inch diameter landing gear foot pads. These replace rectangular fifth-wheel RV landing gear foot pads that come standard with most power landing gear systems.

Order No.	MFG#	Description
333-4667	314667	9" ROUND LANDING GEAR FOOT PAD (PAIR)



GEAR KIT LANDING GEAR 18 TEETH

Gear kit with 18 teeth for Atwood landing gear

** WHILE SUPPLIES LAST **



Order No.	MFG#	Description
667-5570	678224	GEAR KIT 18 TEETH P/ GEAR

Couplers, Jacks, & Safety Chains, Tongue Jack Parts



JACK CASTERS BAL



DH # 652-9035 fits jacks with 1000 LB capacity over 1-5/8" O.D. tube.

DH # 652-9040 fits jacks with 2000 LB capacity over 2" O.D. tube.

Order No.	MFG#	Description
652-9035	29035	CASTER FOR 1000 LB. BAL JACKS 1-5/8" DIAMETER
652-9040	29041	CASTER FOR 2000 LB. BAL JACKS 2" DIAMETER

Couplers, Jacks, & Safety Chains, Tongue Jack Parts



JACK CASTERS FULTON



DH # 659-6811 polycast 6" wheel can be used for dual wheel jack need to order two if using on dual wheel jack.

DH # 659-0555 polycast 6" wheel fits 2" round inner tube 1200 Lb. rated.

Order No.	Reference	MFG#	Description
659-6811	A	JWK-69	WHEEL REPAIR KIT 6" FUL SINGLE
659-0555	B	CE555 0301	CASTER 6" FITS 2" JACK TUBE
659-2517	C	0938005-01	PULL PIN FULTON CASTER/FOOT



JACK CASTERS RAM

Fit Ram jacks and other brands with 2" O.D. tubes.



657-0102

Order No.	MFG#	Description
657-0102	JC-102	CASTER ASSEMBLY 2" x 6" STEEL FOR 2" TUBE



JACK CASTER 6" PRO SERIES



CASTER 6" FITS JACKS WITH 2K/5K CAP.

PRO SERIES

Order No.	MFG#	Description
659-0340	1400750340	6" CASTER 2K/5K PRO SERIES

Couplers, Jacks, & Safety Chains, Tongue Jack Parts



JACK FOOT RAM

For 2" tube.

Order No.	MFG#	Description
657-1000	JF-100-Z	JACK FOOT 1.7" HEIGHT ZINC FITS 2" TUBE
657-1001	JF-101	JACK FOOT 8.5" HEIGHT FITS 2" TUBE



JACK FOOT (RAM) BOLT-ON



2" X 4" BOLT-ON JACK FOOT

Order No.	MFG#	Description
657-0099	JF-99	JACK FOOT BOLT-ON W/HARDWARE



JACK FOOT TALL FULTON

Footpad for 2000 and 5000 LB. jacks with 2" round tube. 8" H.



Order No.	MFG#	Description
659-2000	F2000 0301	JACK FOOT TALL FUL 2K/5K 2" RT

Couplers, Jacks, & Safety Chains, Tongue Jack Parts

JACK DROP LEG FOR 2K AND 5K



DROP LEG FOR 2K & 5K JACKS (ADJUSTABLE)

Order No.	MFG#	Description
650-0190	500190	DROP LEG FOR 2K/5K JACKS BULLDOG
657-1005	JF-1005H-Z	DROP LEG FOR 2K/5K JACKS RAM



JACK GEAR KITS BULLDOG & FULTON



659-3302

659-3301

Gear kits for Bulldog & Fulton jacks

Order No.	MFG#	Description
659-3301	500156	SIDEWIND GEAR KIT FOR 7000 LB. JACKS
659-3302	500106	SIDEWIND GEAR KIT FOR UP TO AND INCLUDING 5000 LB. CAPACITY MODELS SERIES 139, 159, & 170 JACKS

Couplers, Jacks, & Safety Chains, Tongue Jack Parts



JACK HANDLE 150 SERIES



Replacement Part, Sidewind Crank Kit, Handle, 5-51/64" Radius Assembly & Gear 2,000 lbs. Jacks

Order No.	MFG#	Description
659-0256	500256	JACK HANDLE AND GEAR KIT FOR SW 150 SERIES JACK



JACK HANDLE 150 160 170 SERIES

Replacement topwind crank red knob is used on Bulldog series 150, 160, and 170 series jacks 6-1/2" Radius.

Order No.	MFG#	Description
659-2521	018917	JACK HANDLE TW FOR 150 160 170
659-0246	500246	RED KNOB ONLY



JACK HANDLE 170 SERIES



Sidewind crank assembly for Bulldog 170 series jack with black knob. 6-1/2" Radius.

Order No.	MFG#	Description
659-1013	500105	HANDLE CRANK ASS'Y



JACK HANDLE 190 SERIES



Sidewind crank assembly for Bulldog 190 series jack with black knob. 8-1/2" Radius.

Order No.	MFG#	Description
659-3333	500171	HANDLE ASS'Y SW BD 190 SER

Couplers, Jacks, & Safety Chains, Tongue Jack Parts



REPLACEMENT 12000LB JACK HANDLE




Sidewind crank assembly with 13.50" radius. Vertical clevis. Mounting hardware included. Extends 17.50" from jack. Black primed finish.

Order No.	MFG#	Description
651-5181	015181	KIT-JACK HNDL W/MNT HDWR



JACK HANDLES ATWOOD

Replacement top and side wind handles Atwood.



Order No.	Reference	MFG#	Description
658-2700	B	TJA-200-HD	TOP WIND REPLACEMENT HANDLE KIT



JACK PLUNGER & PULL PINS BULLDOG & FULTON



Plunger & pull pins for Bulldog & Fulton jacks

Order No.	MFG#	Description
659-1537	500103	3/8" PLUNGER PIN FOR BULLDOG ONLY
659-3307	500178	1/2" PLUNGER PIN ASSEMBLY KIT FOR SERIES 150, 160, & 170 JACKS
659-0243	500243	9/16" PULL PIN 3.50" L. WITH CHAIN & DRIVE SCREW FOR 2000 LB. & 5000 LB. TW ONLY

Couplers, Jacks, & Safety Chains, Tongue Jack Parts



JACK RETAINING RING MOUNTING BRACKET BULLDOG & FULTON



Mounting bracket for snap ring mount, 3/8" pin.

Order No.	MFG#	Description
659-2051	500242	BRACKET WELD-ON FOR SWIVEL JACK



JACK SWIVEL RETAINING RING BULLDOG & FULTON



For 800 to 5000 LB. Bulldog and Fulton jacks.

Order No.	MFG#	Description
659-9086	84032	SWIVEL RETAINING RING FITS MOST 800 TO 5000 LB. JACKS



JACK TUBE BRACKET WELD-ON



Male weld on receiver bracket for tube mount jacks. 9/16" pin hole 1.88" L.

Order No.	MFG#	Description
659-9814	01572730300	MALE WELD-ON BRACKET TUBE 9/16 PIN - 1-7/8" L
659-9030	0152790300	MALE WELD-ON TUBE 5/8" HOLE, 2.25" L (ALSO WORKS ON RAM)

Couplers, Jacks, & Safety Chains, Tongue Jack Parts



JACK BRACKET PIPE MOUNT (RAM)



Male Weld on Bracket for RAM pipe mount jacks


Order No.	MFG#	Description
657-0000	TJP-IP	JACK MOUNT TUBE 2" O.D. (RAM) 1-7/8" L - 5/8" PIN HOLE

Couplers, Jacks, & Safety Chains, Tongue Jack Parts



WHEEL DOCK FOR JACK

Prevents trailer tongue wheel from rolling on the pavement or sinking into soft ground. Heavy duty, durable dock is easy to store and transport.



Order No.	MFG#	Description
784-4632	44632	WHEEL DOCK CAMCO

Electrical, Observation Camera

FURRION

OBSERVATION CAMERA

Vehicle Observation. Ultimate safety and peace-of-mind with surround viewing for changing lanes, merging and making wide turns.

Features

- CMOS 120 degree viewing angle
- Infrared night vision
- 720x480 camera resolution
- Intelligent IR cut filter
- Motion detect
- IP65 waterproof
- Digital wireless
- Anti-glare
- Rear assist marker lines
- Security camera auto-wake
- Audio

*** NOTE THE SIDE CAMERA ONLY WORKS WITH THE 5" AND 7" SYSTEMS



Order No.	MFG#	Description
838-1556	2021123914	4.3" CAMERA SYSTEM W/ REAR SHARKFIN CAMERA (FOS43TASF)
732-0556	2021123881	5" CAMERA SYSTEM W/ REAR SHARKFIN CAMERA (FOS05TASF)
729-0936	2021123576	7" CAMERA SYSTEM W/ REAR SHARKFIN CAMERA (FOS07TASF)
733-0325	2021123791	SIDE CAMERA W/ MARKER LIGHT BRACKET LED (PAIR) FCE48TASH
733-0322	2021123624	REAR SHARKFIN BRACKET W/ CAMERA (FCN48TASF)
732-0048	2021123763	REAR MARKER LIGHT CAMERA (FCN48TASK)
732-0043	2021123891	4.3" CAMERA SYSTEM W/ MARKER LIGHT CAMERA (FOS43TASR)

Order No.	MFG#	Description
732-0005	2021123916	5" CAMERA SYSTEM W/ MARKER LIGHT CAMERA (FOS05TASR)
732-0007	2021123882	7" CAMERA SYSTEM W/ MARKER LIGHT CAMERA (FOS07TASR)
732-0015	2021123884	5" CAMERA SYSTEM W/ MARKER LIGHT CAMERA & 2- SIDE MARKER CAMERAS (FOS05TAED)
732-0017	2021123913	7" CAMERA SYSTEM W/ MARKER LIGHT CAMERA & 2- SIDE MARKER CAMERAS (FOS07TAED)
732-0117	2021123917	7" CAMERA SYSTEM W/ MARKER LIGHT CAMERA, 2- SIDE MARKER CAMERAS AND SHARKFIN CAMERA (FOS07TAPT)

Electrical, Brake Controls



BRAKE CONTROL ACTIVATOR IV



- 1 to 4 axle trailers
- Digital output indicator
- Small, compact design
- Up-front push buttons for Sync and Output
- Diagnostics for Overload, Open Ground
- Short Circuit Protected
- Mounts in any direction
- No leveling required
- Mounting hardware included
- Smooth and simple installation
- Plug & Play feature allows quick and easy connection
- Attractive point-of-purchase display packaging
- Lifetime limited warranty

Order No.	MFG#	Description
834-5504	5504	BRAKE CONTROL ACTIVATOR IV FOR 1-4 AXLE



BRAKE CONTROL PILOT



Pilot has a dark, smoke lens that is ideal for direct light applications, creating optimum visibility to read the large, two-digit display. Pilot has flexible mounting options and can be installed in any direction. Our microprocessor allows you the ability to read the display even when mounted upside down. The Pilot's digital display shows voltage output to the brakes.

- Large easy to read dual digital display shows:
 - Properly wired control
 - Voltage output to brakes (vs. a percentage)
 - Connection to trailer
- Dark smoke lens ideal for direct light applications; performs better than red lens
- Protection against short circuit/loss of ground
- Microprocessor allows control to be mounted upside down and still have a readable display
- Standard mounting bracket included with optional ball mount available
- For use on any 12 volt negative ground system
- Plug & Play feature allows quick and easy connection
- Limited lifetime warranty

Order No.	MFG#	Description
838-0550	80500	BRAKE CONTROL PILOT DIGITAL FOR 1 - 3 AXLES

Electrical, Brake Controls



BRAKE CONTROL THE POD



POD (Power on Demand) is your best choice for 1 or 2 axle trailers ... especially when your installation options are limited. POD can be mounted in any direction, and features "up-front-easy-access" adjustment controls, even when mounted upside down. POD is the perfect choice with almost vertical dash mounting surfaces.

- Solid state electronics
- Power-on LED for a positive tow vehicle-to-trailer connection
- "Up-front" manual over-ride control
- Rugged, easy mount chassis
- Mounting hardware included
- Smooth and simple installation
- Plug & Play feature allows quick and easy connection
- 5 year limited warranty

Order No.	MFG#	Description
830-8050	80500	BRAKE CONTROL POD FOR 1- 2 AXLES



BRAKE CONTROL I-COMMAND



Exclusive to Draw-Tite, a compact, proportional brake control that requires no leveling with "up-front" buttons for easy access to Output and Boost.

- 1-4 axle trailers
- Proportional Brake Control
- Boost feature gives the ability to apply more initial trailer braking
- Reverse battery protection
- No level adjustment necessary
- Diagnostics features incorporated in LED Display
- Plug & Play feature allows for quick and easy connection
- Limited Lifetime Warranty

Order No.	MFG#	Description
834-5535	5535	BRAKE CONTROL I-COMMAND

Electrical, Brake Controls



BRAKE CONTROL VOYAGER



The Voyager® incorporates Tekonsha's patented braking sensor and is the best value you'll find for smooth and secure trailer braking. It's compact size and features, like a bicolored LED brake monitor (to assure a complete connection to trailer brakes and give an indication of relative braking power being applied) make the Voyager® extremely versatile. Voyager® minimizes interference with tow vehicle electrical systems, uses a four wire hook up, has a broad setting range and is compatible with most any vehicle.

- Broad control range makes setting quick and easy
- As braking power is applied, the LED changes color gradually from green (completed circuit) to red, to indicate relative braking power
- Advanced electronics minimize false braking for smoother ride
- Electric trailer brake control for up to 4 braking axles
- Plug & Play feature allows quick and easy connection
- 5 year limited warranty

Order No.	MFG#	Description
830-9030	9030	BRAKE CONTROL TEKONSHA VOYAGER FOR 1 - 4 AXLES



BRAKE CONTROL PRIMUS IQ



A totally proportional electric trailer brake control, the new Primus®IQ is self-leveling so no level adjustment is necessary.

Utilizing the primary sensor technology from Prodigy®, the Primus®IQ now includes the "Boost" feature that gives users the ability to apply more initial trailer braking when towing heavier trailers. It works proportionally in reverse for backing into tough spots and includes a snap-in dash mounting clip and removable electrical connector that allows the unit to be quickly stored when not in use. You will appreciate the digital readout depicting a secure electrical connection, amount of voltage delivery to the trailer brakes and diagnostic features incorporated in the LED display.

- Utilizes "Plug-N-Play" port for 2-plug adapters
- Self-diagnostics features will illuminate LED readout when issues occur
- Includes a "Boost" feature
- Works proportionally in reverse
- Snap-in dash mounting clip and hardware included
- Digital LED readout
- Limited lifetime warranty

Order No.	MFG#	Description
830-90160	90160	BRAKE CONTROL TEKONSHA PRIMUS IQ FOR 1 - 3 AXLES

Electrical, Brake Controls



BRAKE CONTROL PRODIGY P2



- Reverse battery protection for both vehicle and breakaway
- Designed to work with electronic over hydraulic brake systems
- Numerous mounting options - including 360 degree vertical rotation
- Digital display depicts voltage delivery to trailer during braking
- No level adjustment necessary - it adjusts itself to varying terrain as you drive
- Great for backing into tough spots! Works proportionally in reverse with the ability to disable when not needed
- Produces stops that are in proportion to vehicles deceleration rate
- "Boost" feature gives users the ability to apply more initial trailer braking power when towing heavier trailers
- Continual diagnostics check for proper connection, shorted magnet conditions and much more
- Quick and easy disconnect feature allows user to remove and store the control when not in use
- Electric trailer brake control for up to 4 braking axles
- Limited lifetime warranty

Order No.	MFG#	Description
839-0885	90885	BRAKE CONTROL PRODIGY P2 FOR 1 - 4 AXLES



BRAKE CONTROL PRODIGY P3



P3; the industry's most advanced electric trailer brake control. A true proportional braking system, P3 has several added features, making it the new standard for electric trailer brake controls.

- 5 storable setting options for pulling different trailers or preferences of multiple drivers
- A distinct, easy-to-read LCD display with multiple screen color options
- "Up-Front" controls provide easy access to all P3 features
- Easy to understand diagnostics show output current, battery/brake/output voltage
- A "flashing red" warning system alerts user to "No Trailer Brake" situations
- Select Electric over Hydraulic or Electric trailer brake mode
- Screen information display in English, French or Spanish
- "The Original Boost" feature allows for different levels of customized braking
- Compact, dash-hugging design
- Integrated Plug & Play port for 2-plug adapters
- Snap-in mounting clip allows user to remove and store the control when not in use
- Electric trailer brake control for up to 4 braking axles
- Limited Lifetime Warranty

Order No.	MFG#	Description
839-0195	90195	BRAKE CONTROL P3 TEKONSHA FOR 1 TO 4 AXLES

Electrical, Brake Controls



BRAKE CONTROL PRODIGY ID



The Prodigy ID is a first of its kind brake controller that seamlessly integrates a color LED display into your vehicle's dash providing easy-to-read diagnostics and alerts. Once installed, enjoy fingertip control using the rotary knob to easily adjust settings. Put complete control in your hands by downloading the Tekonsha Edge mobile app, allowing you to easily set Power and Boost, Store multiple trailer and driver settings, and much more. With a unique ability to switch between Proportional and Timed braking, The Prodigy ID is the premiere brake control option to meet your every towing need.

- Seamlessly integrates into your vehicle for a clean in-dash appearance
- Fingertip control allows you to easily adjust brake control settings
- Color LED display provides easy-to-read diagnostics and alerts
- Tekonsha EDGE mobile app puts complete control in your hands
- Store multiple trailers and drivers
- Manual override using the rotary control knob
- Switch between Proportional and Timed braking depending on your towing need

Order No.	MFG#	Description
839-0920	90920	BRAKE CONTROL PRODIGY ID



PRODIGY RF

Utilize for rental businesses, fleet ownerships or multiple tow vehicles. Requires no leveling



Remote Hand Held Unit

- No under dash wiring necessary - utilizes wireless communication
- The original "Boost" feature allows for different levels of customized braking
- System runs continual diagnostics and displays fault codes in hand held unit's display
- Plugs into standard 12-volt power accessory adapter
- 5 yr limited warranty

Trailer Mount (power Module) Unit

- Utilizes standard sealed 8' blade style 7- way connector
- multiple mounting positions on tongue or front of trailer
- 15 year limited warranty on power module
- 1 year limited warranty on cord

Order No.	MFG#	Description
839-0252	902502	PRODIGY RF WITH BLUE TOOTH

Electrical, Brake Controls



BRAKE CONTROL SYNCRONIZER



For 1 - 2 axle trailers. Requires no pendulum leveling. Mounts in any position. Immune to hazard (4-way) flashers. Provides automatic and manual braking. Multiple mounting holes and bracket. Adjustable power output wheel setting. Red L.E.D. indicator with easy to reach manual level operation.

Order No.	MFG#	Description
838-1725	81725	BRAKE CONTROL SYNCRONIZER FOR 1 - 2 AXLES



BRAKE CONTROL ENERGIZE III PLUS



Energize III+ all electronic brake controller features a patented sensing device that automatically monitors and measures tow vehicle deceleration and applies the trailer brakes in direct proportion. It reacts instantly to any change in brake pedal pressure and ensures controlled, smooth stops. Trailer and tow vehicle stoplights operate automatically when the manual lever or trailer brakes are applied.

- Proportional electronic trailer brake controller
- Combines the best of the Energize III and XPC into one unit
- Reduces inventory
- 3 axis accelerometer
- Faster/smoothier stopping performance with extra power and control
- Recommended for medium and heavy duty trailers with 2, 4, and 6 electric trailer brakes
- Provides automatic and manual trailer braking
- 100% braking power in manual mode
- Featuring the exclusive Hayes Quik-Connect installation that you have come to rely on
- Limited lifetime warranty
- Wide range of mounting positions and pendulum adjustability
- Easy to install mounting bracket and instructions included with VHB Tape for peel and stick installation
- Trailer/tow vehicle stoplights operate when trailer brakes are applied automatically or with manual lever
- Made in the USA

Order No.	MFG#	Description
838-1742	81742B	BRAKE CONTROL ENERGIZE III + FOR 1 - 3 AXLES



BRAKE CONTROL ENERGIZE XPC



For 1 - 3 axle trailers. Superior responsiveness to vehicle deceleration with proportional trailer braking. Energize XPC operates with or without the plug in manual remote.

Order No.	MFG#	Description
838-1745	81745	BRAKE CONTROL ENERGIZE XPC FOR 1 - 3 AXLES

Electrical, Brake Controls



BRAKERITE OEM BRAKE CONTROL ADAPT.



The purpose of this device is to allow the signals sent by your trucks brake controller to properly communicate with your Titan Brake Rite system. If your vehicle requires this Converter Box, and you do not use it, your trucks brake controller will not be able to work in harmony with your trailers brake system. The simply reason why this is needed, is because Factory Installed In Dash Brake Controllers are designed for use with Electric Brakes only, not Electric Over Hydraulic.

Order No.	MFG#	Description
484-5900	068-332-00	FORD/CHEVY ADAPTER FOR THE SD MODEL
484-6000	058-011-00	FORD/CHEVY ADAPTER FOR THE EHB MODEL

Electrical, Breakaway Kits & Switches



BREAKAWAY BATTERY CHARGERS



590-2124 For all 12V battery systems with a 4 Amp-hr minimum output is designed to fit securely into the breakaway battery cases.

Order No.	MFG#	Description
590-2124	2024-07-S	CHARGER DC TO DC HD QUICK MAINTENANCE MULTI STAGE TEKONSHA

Electrical, Breakaway Kits & Switches



BREAKAWAY BATTERY CASES



DH ITEM# 590-2000 - Quick, easy two-bolt or weldable installation on any flat surface. Rust-proof heavy duty polymer case protects battery and charger from elements and corrosion. Galvanized metal mounting bracket and locking bar provide secure battery protection. DH ITEM# 590-2018 - Quick, easy one-bolt installation on jackpost or A-frame - no need for cutting or drilling. U-shaped clamp style fastener mounts over most trailer tongues. Rust-proof heavy duty polymer case protects battery and charger from elements and corrosion

Order No.	MFG#	Description
590-2000	20000	BATTERY CASE LOCKABLE WITH PARTITION TEKONSHA
590-2018	2018	BATTERY CASE POST MOUNT W/PARTITION TEKONSHA

BREAKAWAY BATTERY SEALED RECHARGEABLE 5 AMP/HOUR

12V, 5-Amp/hour sealed lead acid battery. Battery requires periodic recharging to maintain optimum performance.



Order No.	MFG#	Description
590-2023	2023	BATTERY 12V RECHARGEABLE 5 AMP



BREAKAWAY KIT #20010



Shur-Set III® Lockable Breakaway System (Includes #2010 Nylon Breakaway Switch). For use on 1, 2, 3 and 4 axle trailers equipped with electric brakes. These complete systems incorporate the highest quality components in trailer breakaway systems. Meet or exceed Department of Transportation (DOT) specifications regarding trailer breakaway and holding requirements.

Order No.	MFG#	Description
590-2001	20010	BREAKAWAY KIT TEKONSHA

Electrical, Breakaway Kits & Switches

BREAKAWAY KIT & PARTS ESCO



Kit includes battery box, breakaway switch, and 5V drycell battery. Parts can be ordered separately.

Order No.	MFG#	Description
592-0000	BATTERY KIT	BREAKAWAY KIT ESCO INCLUDES 5 AMP BATTERY, BOX, & BREAKAWAY SWITCH
592-4810	CABLE LBS48-16	BREAKAWAY PIN/CABLE ESCO
592-4816	LBS48-16	BREAKAWAY SWITCH W/CABLE ESCO
592-1000	WHPS-100	BREAKAWAY BATTERY CHARGER ESCO
592-2051	2051	BATTERY BOX ONLY ESCO



BREAKAWAY KIT 2026

Shur-Set III® Breakaway System w/5 Amp/Hr Battery (Includes #2010 Nylon Breakaway Switch) For use on 1, 2, 3 and 4 axle trailers equipped with electric brakes. These complete systems incorporate the highest quality components in trailer breakaway systems. Meet or exceed Department of Transportation (DOT) specifications regarding trailer breakaway and holding requirements.



Order No.	MFG#	Description
590-2026	2026	BREAKAWAY KIT TEKONSHA



BREAKAWAY KIT 2028

Shur-Set III® Breakaway System w/5 Amp/Hr Battery (with Charger) (Includes #2010 Nylon Breakaway Switch). For use on 1, 2, 3 and 4 axle trailers equipped with electric brakes. These complete systems incorporate the highest quality components in trailer breakaway systems. Meet or exceed Department of Transportation (DOT) specifications regarding trailer breakaway and holding requirements.



Order No.	MFG#	Description
590-2028	2028	BREAKAWAY KIT TEKONSHA

Electrical, Breakaway Kits & Switches



BREAKAWAY KIT THE ENGAGER



Break-away kit by HOPKINS The Engager, Built-in battery meter with led test light, Test button verifies battery charge, Built-in charger, Charges battery when plugged into tow vehicle. 1 to 2 axle capacity

Order No.	MFG#	Description
592-0100	WHPS-100	BREAK-AWAY KIT THE ENGAGER PUSH TO TEST
592-0051	20051	REPLACEMENT PIN AND CABLE (SHORT PIN)



BREAKAWAY SYSTEM PRO SERIES

Breakaway System for 1 to 3 Axle Trailers w/Electric Brakes, Includes Battery Box, 5 Amp Battery w/Push to Test LED Test Meter and Breakaway Switch. Limited one year warranty.



Order No.	MFG#	Description
590-5315	50-85-315	BREAKAWAY KIT PUSH TO TEST PRO SERIES



BREAKAWAY SWITCH & REPLACEMENT LANYARD (PACKAGED)



595-1852 595-1857

595-1857 completely sealed breakaway switch to insure braking on towed vehicle during accidental separation of trailer and towing vehicle.

595-1852 breakaway switch lanyard only with 48" cable and pin assembly.

Order No.	MFG#	Description
595-1857	54-85-007	BREAK-A-WAY SWITCH W/ 48" CABLE 7 PIN ASSEMBLY BARGMAN
595-1852	54-85-002	BREAKAWAY SWITCH LANYARD ONLY WITH 48" CABLE & PIN ASSEMBLY

Electrical, Breakaway Kits & Switches



BREAKAWAY SWITCH & REPLACEMENT LANYARD (BULK)



Completely sealed breakaway switches to automatically set trailer brakes in case of accidental trailer breakaway. Required by law in some states. Emergency use only, not to be used to lock brakes when parked or stored. 2005 have reinforced nylon case, weldable metal tab, nylon pin assembly and are rust and corrosion free.

Order No.	MFG#	Description
590-2005	2005-B120	BRAKEAWAY SWITCH W/ CABLE
590-0005	2005-A	REPLACEMENT PIN/CABLE



BREAKAWAY SWITCHES PIN /CABLE ASSEMBLY MODELS 2009 & 2010



Completely sealed breakaway switches to automatically set trailer brakes in case of accidental trailer breakaway. Required by law in some states. Emergency use only, not to be used to lock brakes when parked or stored. 2010 gas reinforced nylon case, weldable metal tab, nylon pin assembly and are rust and corrosion free. 2009 has all metal parts and a brass pin assembly.

Order No.	MFG#	Description
590-2009	2009-P	BREAKAWAY SWITCH METAL TEKONSHA
590-2010	2010-P	BREAKAWAY SWITCH NYLON W/ WELDABLE TAB TEKONSHA
590-2109	2009-A-P	BREAKAWAY BRASS PIN & CABLE FOR 2009 SWITCH
590-2110	2010-A-P	BREAKAWAY NYLON PIN & CABLE FOR 2010 SWITCH

Electrical, Breakaway Kits & Switches



BREAKAWAY CABLE ONLY (FASTWAY)



Replace the cable on your trailer breakaway device with this durable, coiled cord. No more dragging or fraying. No need to wrap cable around your trailer frame. Works with any pin style breakaway device.

Order No.	MFG#	Description
592-2160	FA80-01-2160	FASTWAY 6' ZIP COILED BREAKAWAY CABLE ONLY

Electrical, Circuit Breakers & Fuses



CIRCUIT BREAKERS 12 VOLT

Cycling automatic reset - With 90 mounting bracket.

Order No.	MFG#	Description
615-4221	38620-010	CIRCUIT BREAKER 12V 20 AMP 1/BOX
615-4226	54-235P	CIRCUIT BREAKER 12V 25 AMP 1/BOX
615-4231	54-230P	CIRCUIT BREAKER 12V 30 AMP 1/BOX
615-4241	54-240P	CIRCUIT BREAKER 12V 40 AMP 1/BOX
615-4251	54-250P	CIRCUIT BREAKER 12V 50 AMP 1/BOX



FUSE HOLDER ATC



Plastic ATC fuse assemblies. Eight inch loop of wire gauged for proper protection.

Order No.	MFG#	Description
611-0610	90216	FUSE HOLDER ATC 10 AMP 16GA WIRE
611-0620	90214	FUSE HOLDER ATC 20 AMP 14GA WIRE
611-0630	90212	FUSE HOLDER ATC 30 AMP 12 GA WIRE

Electrical, Circuit Breakers & Fuses



FUSE HOLDER (DUAL)



Wirthco's battery doctor tapa-circuit dual fuse holder makes it easy to add an additional circuit to your vehicle's electrical system. Tapa-circuit fuse holder turns one fuse into two. Simply select and remove a fuse (not to exceed 10 amps) from your fuse box with constant or switchable power capabilities that match the requirements of the accessory you want to add, and instantly gain another circuit! Both the new and existing circuits are fully protected.

We offer Tapa-circuit fuse holders for Mini ATM fuses, ATO/ATC fuses, low profile fuses and Micro2 Fuses. Be sure to select the right option for your vehicles electrical system.

Order No.	MFG#	Description
597-0003	30103-7	DUAL FUSE HOLDER (MINI FUSE)
597-0105	30105-7	DUAL FUSE HOLDER (LOW PRO FUSE)
597-0203	30203-7	DUAL FUSE HOLDER (MICRO 2 FUSE)



FUSE MICRO LOW PRO



Available in the following amperage ratings: 5 amp, 7 amp, 10 amp, 15 amp, 20 amp, 25 amp, and 30 amp.

Order No.	MFG#	Description
597-3205	63205	MICRO LOW PROFILE FUSE (TAN) 5 AMP 100/PK
597-3207	63207	MICRO LOW PROFILE FUSE (BROWN) 7 AMP 100/PK
597-3210	63210	MICRO LOW PROFILE FUSE (RED) 10 AMP 100/PK
597-3215	63215	MICRO LOW PROFILE FUSE (BLUE) 15 AMP 100/PK
597-3220	63220	MICRO LOW PROFILE FUSE (YELLOW) 20 AMP 100/PK
597-3225	63225	MICRO LOW PROFILE FUSE (CLEAR) 25 AMP 100/PK
597-3230	63230	MICRO LOW PROFILE FUSE (GREEN) 30 AMP 100/PK

Electrical, Circuit Breakers & Fuses



FUSE MINI BLADE



Bulk items have been discontinued will be replaced by 100 PK.

Order No.	MFG#	Description
597-3010	63010	FUSE MINI BLADE 10A RED 100/PK
597-3015	63015	FUSE MINI BLADE 15A BLUE 100/PK
597-3020	63020	FUSE MINI BLADE 20A YELLOW 100/PK
597-3025	63025	FUSE MINI BLADE 25A CLEAR 100/PK
597-3030	63030	FUSE MINI BLADE 30A GREEN 100/PK



FUSE MINI BLADE 2



Order No.	MFG#	Description
597-4805	24805-7	MINIBLADE2 FUSE 5AMP (ORANGE) 7-PK
597-4807	24807-7	MINIBLADE2 FUSE 7.5 AMP (BROWN) 7-PK
597-4810	24810-7	MINIBLADE2 FUSE 10 AMP (RED) 5-PK
597-4815	24815-7	MINIBLADE2 FUSE 15 AMP (BLUE) 5-PK
597-4820	24820-7	MINIBLADE2 FUSE 20 AMP (YELLOW) 5-PK
597-4825	24825-7	MINIBLADE2 FUSE 25 AMP (CLEAR) 5-PK
597-4830	24830-7	MINIBLADE2 FUSE 30 AMP (GREEN) 5-PK



FUSES ATC / ATO BLADE



Available in the following amperage ratings: 7.5 amp, 10 amp, 15 amp, 20 amp, 25 amp and 30 amp.

Order No.	MFG#	Description
597-3107	63107	FUSE ATC / ATO BLADE 7.5 AMP BROWN 100/PK
597-3110	63110	FUSE ATC / ATO BLADE 10 AMP RED 100/PK
597-3115	63115	FUSE ATC / ATO BLADE 15 AMP BLUE 100/PK
597-3120	63120	FUSE ATC / ATO BLADE 20 AMP YELLOW 100/PK
597-3125	63125	FUSE ATC / ATO BLADE 25 AMP CLEAR 100/PK
597-3130	63130	FUSE ATC / ATO BLADE 30 AMP GREEN 100/PK

Electrical, Circuit Breakers & Fuses



FUSE MAX BLADE

Maxi fuses avail. in packs of 100



Order No.	MFG#	Description
597-3430	63430	FUSE MAX BLADE 30A GREEN 100/PK
597-3440	63440	FUSE MAX BLADE 40A ORANGE 100/PK
597-3450	63450	FUSE MAX BLADE 50A RED 100/PK
597-3460	63460	FUSE MAX BLADE 60A BLUE 100/PK



FUSE FMX (J-CASE) STYLE



FMX (J-case) fuse avail in low profile and standard. Sold as Each in clam shell

Order No.	MFG#	Description
597-4420	24420	LOW PROFILE FMX 20 AMP FUSE (BLUE)
597-4430	24430	LOW PROFILE FMX 30 AMP FUSE (PINK)
597-4440	24440	LOW PROFILE FMX 40 AMP FUSE (GREEN)
597-4450	24450	LOW PROFILE FMX 50 AMP FUSE (BURG.)
597-4920	24920	FMX 20 AMP FUSE (BLUE)
597-4930	24930	FMX 30 AMP FUSE (PINK)
597-4940	24940	FMX 40 AMP FUSE (GREEN)
597-4950	24950	FMX 50 AMP FUSE (BURG.)



FUSE FMM BOX STYLE

FMM box style fuse. Offered in 20, 25, 30, and 40 amp sizes, These come in a 10 pk.



Order No.	MFG#	Description
597-5520	25520-7	20 AMP FMM FUSE (BLUE) 10PK
597-5525	25525-7	25 AMP FMM FUSE (WHITE) 10PK
597-5530	25530-7	30 AMP FMM FUSE (PINK) 10PK
597-5540	25540-7	40 AMP FMM FUSE (GREEN) 10PK

Electrical, Circuit Breakers & Fuses



FUSE TAP



Fuse Tap for Blade style fuses Standard and Mini

Does not include fuse or spade connector in picture

Order No.	MFG#	Description
597-0673	10672-MINI	FUSE TAP FOR MINI BLADE FUSE 100/PK
597-0672	10672	FUSE TAP FOR STANDARD BLADE FUSE 100/PK

Electrical, Primary Wire & Wire Connectors



BUTT CONNECTOR



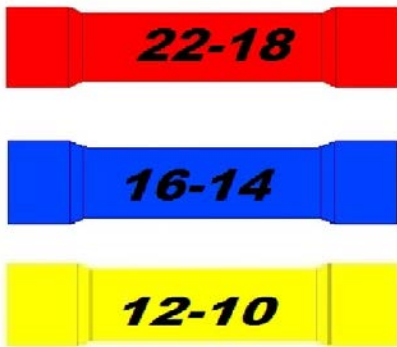
Red are 22 - 18 Gauge, Blue are 16 - 14 Gauge and Yellow are 12 - 10 Gauge.

Order No.	MFG#	Description
597-0080	20080	BUTT CONNECTOR RED INSULATED VINYL 100/PK
597-0170	20170	BUTT CONNECTOR BLUE INSULATED VINYL 100/PK
597-0310	20310	BUTT CONNECTOR YELLOW INSULATED VINYL 100/PK

Electrical, Primary Wire & Wire Connectors



HEAT SHRINK BUTT CONNECTOR



Red are 22-18 Gauge, Blue are 16-14 Gauge, and Yellow are 12-10 Gauge

Order No.	MFG#	Description
597-0082	20082	H. S. BUTT CONNECTOR RED 100/PK
597-0172	20172	H.S. BUTT CONNECTOR BLUE 100/PK
597-0312	20312	H.S. BUTT CONNECTOR YELLOW 100/PK



QUICK DISCONNECT - FULLY INSULATED



Quick Disconnect - Fully Insulated, the insulation has hump shape to it to assure a tighter fit

Order No.	MFG#	Description
597-0206	50206	QUICK DISCONNECT MALE RED 100/PK
597-0207	50207	QUICK DISCONNECT FEMALE RED 100/PK
597-0208	50208	QUICK DISCONNECT MALE BLUE 100/PK
597-0209	50209	QUICK DISCONNECT FEMALE BLUE 100/PK
597-0212	50212	QUICK DISCONNECT MALE YELLOW 100/PK
597-0213	50213	QUICK DISCONNECT FEMALE YELLOW 100/PK
597-0186	50186	QUICK DISCONNECT MALE (VINYL INSULATED) YELLOW
597-0187	50187	QUICK DISCONNECT FEMALE (VINYL INSULATED) YELLOW

Electrical, Primary Wire & Wire Connectors



RING TERMINALS



Red are 22-18 Gauge, Blue are 16-14 Gauge, Yellow are 12-10 Gauge.

Order No.	MFG#	Description
597-0041	50041	RING TERMINAL RED 1/4" RING INSULATED VINYL 100/PK
597-0090	50090	RING TERMINAL BLUE # 8 RING INSULATED VINYL 100/PK
597-0100	50100	RING TERMINAL BLUE # 10 RING INSULATED VINYL 100/BAG
597-0101	50101	RING TERMINAL BLUE 1/4" RING INSULATED VINYL 100/PK
597-5010	50102	RING TERMINAL BLUE 5/16" RING INSULATED VINYL 100/PK
597-0104	50108	RING TERMINAL BLUE 3/8" RING INSULATED VINYL 100/PK
597-0230	50230	RING TERMINAL YELLOW #10 RING INSULATED VINYL 100/PK
597-0240	50240	RING TERMINAL YELLOW 1/4" RING INSULATED VINYL 100/PK
597-0250	50250	RING TERMINAL YELLOW 5/16" RING INSULATED VINYL 100/PK
597-0260	50260	RING TERMINAL YELLOW 3/8" RING INSULATED VINYL 100/PK



HEAT SHRINK RING TERMINALS



Red are 22-18 Gauge, Blue are 16-14 Gauge, Yellow are 12-10 Gauge

Order No.	MFG#	Description
597-4010	40100	H.S. RING TERMINAL #10 RING BLUE 100/PK
597-1101	40101	H.S. RING TERMINAL 1/4" RING BLUE 100/PK
597-0102	40102	H.S. RING TERMINAL 5/16 RING BLUE 100/PK
597-0103	40103	H.S. RING TERMINAL 3/8 RING BLUE 100/PK
597-4023	40230	H.S. RING TERMINAL #10 RING YELLOW 100/PK
597-4024	40240	H.S. RING TERMINAL 1/4" RING YELLOW 100/PK
597-4025	40250	H.S. RING TERMINAL 5/16 RING YELLOW 100/PK
597-4026	40260	H.S. RING TERMINAL 3/8 RING YELLOW 100/PK

Electrical, Primary Wire & Wire Connectors



HEAVY DUTY RING TERMINAL

Heavy Duty Wire Lugs



Order No.	MFG#	Description
597-0381	30381-00	HD RING TERMINAL 3/0 WITH 3/8 HOLE 100/PK
597-0382	40381-00	HD RING TERMINAL 4/0 WITH 3/8 RING 100/PK



SCOTCH LOCK

Quick splices strip, connect and insulate with just one squeeze of ordinary pliers.



White are 18 - 14 Gauge, Yellow are 12 - 10 Gauge

Order No.	MFG#	Description
597-9171	20572	SCOTCHLOK WHITE 18-14 GA 100/BAG
597-9181	20511	SCOTCHLOK YELLOW 12-10 GA 100/BAG



IDC SCOTCHLOK CONNECTOR

- Blue cap and white body nylon-insulated connector is suitable to connect 2 or 3 wires
- Brass element construction for good conductivity and tin plating for corrosion resistance
- Accommodates 22 to 14 AWG solid and stranded wire



Order No.	MFG#	Description
597-0518	20518	3M BRANDED IDC CONNECTOR 100PK
597-2051	20518A	IMPORT IDC CONNECTOR 100 PK



NYLON ALUMINUM INSERT PIGTAIL

Nylon aluminum insert pigtail 12-10 gauge



Order No.	MFG#	Description
597-0572	20571A	PIGTAIL NYLON / ALUMINUM 12-10 GA (100PK)

Electrical, Primary Wire & Wire Connectors



WIRE NUT CONNECTORS



Orange are 22 -14 Gauge ,Yellow 18 - 10 Gauge, and Red are 14 - 10 Gauge.

Order No.	MFG#	Description
597-0503	20503	WIRE NUT 22-14 ORANGE
597-0504	20504	WIRE NUT 18-10 YELLOW

TAPE ELECTRICAL

3M Black 3/4" x 60 yds. per roll.



Order No.	MFG#	Description
639-0402	C302-75	ELECTRICAL TAPE BLK 3/4" X 60 YDS ROLL 10 ROLLS/ SLEEVE

WIRE 12-2 BRAKE DUPLEX

Two-conductor wire, heavy-duty PVC jacket with color-coded conductors, recommended for trucks, buses, tractors, light-duty boats, and general service. For use at 50 volts or less. Meets SAE J1128 specifications. Temperature rating of 105 C (221 F). Packaged on spools. Colors black and red.



Order No.	MFG#	Description
620-2201	3218	WIRE 12-2 BRAKE 100' SPOOL
620-2205	3219	WIRE 12-2 BRAKE 500' SPOOL
574-9975	49975	WIRE 12-2 BRAKE 100' BLUE JACKET

WIRE 16-4 BONDED SEALED JACKET


Black jacketed 16-4 bonded wire. For use at 60 volts or less. Colors are yellow, red, green and brown. 100' spool.



Order No.	MFG#	Description
620-4919	04919	WIRE 16-4 BONDED 100' TRAILER CABLE SEALED JACKET

WIRE 16-4 TRAILER BONDED PARALLEL

All copper strand core, PVC insulation, Designed especially for RVs and boat utility trailers. For use at 50 volts or less. Meets SAE J1128 specifications, temperature rating of 80 C (176 F), packaged on spools. Colors are white, brown, yellow, and green.




Order No.	MFG#	Description
620-6401	02915	WIRE 16-4 BONDED 100' SPOOL
620-6405	02916	WIRE 16-4 BONDED 500' SPOOL

Electrical, Primary Wire & Wire Connectors

WIRE 7-STRAND MULTI CABLE

(2) 10 gauge, (1) 12 gauge, (4) 14 gauge. Conductors color-coded for circuit identification, for use at 50 volts or less, PVC insulated jacket –abrasion and chemical resistant. Conductors meet SAE J1128 specifications. Temperature rating of 80 C (176 F). Cold temperature rating of -40 C (-40 F). Packaged on spools. Colors red, white, black, brown, green, yellow, and blue.



Order No.	MFG#	Description
620-0701	04915	CABLE 7 WIRE MULTI 100' SPOOL
620-0705	04916	CABLE 7 WIRE MULTI 500' SPOOL



CABLE TIES

For general purpose cable and wire retention and bundling.



Order No.	MFG#	Description
639-0568	20568B	CABLE TIE 7" BLACK 100PK
639-0566	20566B	CABLE TIE 11" BLACK 100PK
639-0567	20567B	CABLE TIE 14.5" BLACK 100PK
597-0568	20568	CABLE TIE 7" L NATURAL 100/PK
597-0566	20566	CABLE TIE 11" NATURAL 100/BAG
597-0567	20567	CABLE TIE 14" NATURAL 100/BAG



WIRE CLAMP NYLON



Nylon Wire Clamps w/ #8 screw hole

Order No.	MFG#	Description
597-3427	23427	WIRE CLAMP NYLON .12 100/PK
597-3429	23429	WIRE CLAMP NYLON .25 100/PK
597-3434	23434	WIRE CLAMP NYLON .50 100/PK

Electrical, Primary Wire & Wire Connectors



WIRE CLAMP STEEL W/ RUBBER COATING



Steel Cushioned Wire Clamps with 1/4" screw size

Order No.	MFG#	Description
597-3436	23436	WIRE CLAMP STEEL .250 100/PK
597-3438	23438	WIRE CLAMP STEEL .375 100/PK
597-2344	23440	WIRE CLAMP STEEL .500 100/PK
597-3442	23442	WIRE CLAMP STEEL .875 100/PK
597-3444	23444	WIRE CLAMP STEEL 1.00 100/PK

WIRE FRAME CLIPS

Designed to attach wire harness to the trailer frame.



Order No.	MFG#	Description
639-5072	65072	FRAME CLIPS 1/4" ID MEDIUM SIZE /100PK

WIRE LOOM

Split for easy application. lightweight, very flexible and provides excellent abrasion protection.



Order No.	MFG#	Description
639-1975	56038	WIRE LOOM 3/8" SPLIT 100'
639-1836	56050	WIRE LOOM 1/2" SPLIT 100'
639-1837	56058	WIRE LOOM 5/8" SPLIT 100'
639-1838	56075	WIRE LOOM 3/4" SPLIT 50'



JUNCTION BOXES 7WAY

6-way box comes complete with hardware and includes 4 closed rubber grommets and 2 open rubber grommets for wire size 15/32" and 2 open rubber grommets for wire size 5/8". 7-way box comes complete with hardware and includes 4 closed rubber grommets, 4 open rubber grommets for wire size 5/8" and features external mounting flanges.



Order No.	MFG#	Description
593-8656	JB0700	JUNCTION BOX, 7-WAY BARGMAN

Electrical, Taillight Converter & Modulite



TAILLIGHT CONVERTER



- This unit rated for up to 2.1 amps for Turns/Stops circuits and 7.5 amps for the Taillight circuit
- Adapts import and domestic vehicles with separate turn and stop lights (3 wire system) to standard trailer taillight wiring (2 wire system)
- Will work with either LED/Incandescent bulbs (vehicle & trailer)
- Designed not to send feedback thru the vehicle circuits
- All solid-state components in potted encapsulation
- Will not work with vehicles with low-side switch
- Includes integrated protective cover

Order No.	MFG#	Description
599-8965	119130-050	Taillight Converter w/12" Leads and 60" 4-Flat Car End Connector

Electrical, Taillight Converter & Modulite



MODULITE PROTECTOR



The ModuLite® with short circuit protector, adds integrated short circuit protection that safeguards itself and the tow vehicle against harmful electrical shorts and mis-wire situations.

- Draws power directly from the vehicle battery and uses less than 5 mA of the vehicle circuit for sensing to turn the trailer functions on and off
- Will work with most LED/Incandescent/Standard bulbs (vehicle & trailer)
- The unit is rated for up to 2.1 amps for Turns/Stops circuits and 5.6 amps for the Taillight circuit
- Will work with most vehicles that have a multiplex system for lighting
- The taillight circuit has been upgraded to work with vehicles that use a pulse width modulation (PWM), this will allow the converter to turn on fully and gives the trailer lights full brightness during activation
- This unit prevents feedback from trailer to the vehicle system
- Can be used on a 2-wire or 3-wire system
- Includes integrated protective cover

Order No.	MFG#	Description
591-9179-50	119179-050	ModuLite Protector w/Integrated Circuit Protection ModuLite Protector (BULK)
591-9180	119180	Modulite Protector w/Intergrated Circut Protection & Wiring Kit

Electrical, Taillight Converter & Modulite



MODULITE PROTECTOR W/ BACK-UP



- The unit is rated for up to 4.2 amps for Turns/Stops circuits and 7.5 amps for the Taillight circuit and 4.2 amps for Back-Up circuit
- Draws power directly from the vehicle battery and uses less than 5mA of the vehicle circuit for sensing to turn the trailer functions on and off
- Will work with either LED/Incandescent bulbs (vehicle & trailer)
- Has integrated re-settable Short Circuit and Overload protection, to safeguard itself and the tow vehicle from shorts and installation wiring mishaps
- Designed not to send feedback thru the vehicle circuits
- The trailer brakes will override the hazard lamps when the brake is activated
- The taillight circuit has been upgraded to work with vehicles that use a pulse width modulation (PWM), this will allow the converter to turn on fully and gives the trailer lights full brightness during activation
- Will work with most vehicles that have a multiplex system for lighting
- Will not work with vehicles with low-side switch
- Integrated 5-flat electrical wiring connector. Fifth circuit added for surge brake lockout or backup light circuit on trailers (some units will come with a 5-way cap. Mounting bracket sold separately)
- Can be used on a 2 wire or 3 wire system
- All solid-state components in potted encapsulation
- Includes integrated protective cover

Order No.	MFG#	Description
591-9177	119177	MODULITE W/ BACK-UP 5-WAY PLUG

Electrical, Taillight Converter & Modulite



MODULITE HD PLUS PROTECTOR



- The unit is rated for up to 4.2 amps for Turns/Stops circuits and 7.5 amps for the Taillight circuit
- Universal Modulite designed to be used on most vehicles plus the hard to wire vehicles
- Draws power directly from the vehicle battery and uses less than 5mA of the vehicle circuit for sensing to turn the trailer functions on and off
- Will work with either LED/Incandescent bulbs (vehicle & trailer)
- Has integrated re-settable Short Circuit and Overload protection, to safeguard itself and the tow vehicle from shorts and installation wiring mishaps
- Designed not to send feedback thru the vehicle circuits
- The trailer brakes will override the hazard lamps when the brake is activated
- Advanced circuitry works in all standard applications as well as vehicles with ST and STT pulse width modulation (PWM) systems
- Interprets/decodes multiplex signal inputs (i.e. Audi, BMW, Mercedes and VW)
- Will not work with vehicles with low-side switch
- Can be used on a 2 wire or 3 wire system
- All solid-state components in potted encapsulation
- Includes integrated protective cover

Order No.	MFG#	Description
591-9190	119190	MODULITE HD PROTECTOR
591-9191	119191	MODULITE HD PROTECTOR W/ WIRING KIT

MODULITE ULTRA PROTECTOR

Order No.	MFG#	Description
591-9192	119192	MODULITE ULTRA PROTECTOR

Electrical, Taillight Converter & Modulite



MODULITE ZCI (ZERO CONTACT INTERFACE)



ZCI sensor technology and direct connection to the tow vehicle battery, eliminates all electrical connection and interference with the tow vehicle electrical system. Vehicles with 12 volt system only.

- NO CUTTING OR SPLICING VEHICLE WIRING!
- Isolates Trailer Light Operation from Tow Vehicle's Electrical System
- Works with 2 or 3 wire systems
- Works with PWM or Multiplexed systems requiring 2 or 3 wire hookup
- Rated for up to 4.2 amps for turn/stop & 7.5 amps for taillight trailer circuits
- Works with low side switched vehicles
- Integrated auto resetting short & overload protection
- Robust design allows for interior or exterior mounting

Order No.	MFG#	Description
591-9250	119250	MODULITE ZCI



OTHER MODULITE AND TAILLIGHT CONVERTERS



Other Options available for Modulite and Taillight Converters
Please refer to Draw-Tite accessory book or contact Detroit Hitch

Electrical, Trailer Connectors & Adapters

LOOP 2 POLE


12" long 2 pole loop.



Order No.	MFG#	Description
598-2151	MP218-12SL	LOOP 2 POLE 12" LONG



4-Flat to 4-Flat Universal Adapter Plug to Plug Adapter




- Allows convenient connection to multiple trailers
- Simple plug-in installation

Order No.	MFG#	Description
591-8032	118032	4-Flat to 4-Flat Universal Adapter

PIGTAIL 4-FLAT CAR & TRAILER ENDS

4 pole flat car and trailer ends. Full length ground wire. 16 gauge. Also available are 48' fully sealed jacketed connectors.



Order No.	MFG#	Description
598-4131	MP418-12BM	PIGTAIL 4 POLE FLAT 12" TRAILER END
598-4134	MP418-48BM	PIGTAIL 4 POLE FLAT 48" TRAILER END
598-4144	MP418-48BF	PIGTAIL 4 POLE FLAT 48" CAR END
598-4145	MP418-60BF	PIGTAIL 4 POLE FLAT 60" CAR END
598-4146	MP418-72BF	PIGTAIL 4 POLE FLAT 72" CAR END

Electrical, Trailer Connectors & Adapters

PIGTAIL 4-FLAT FULLY SEALED & JACKETED



Fully sealed and jacketed car and trailer ends

Order No.	MFG#	Description
598-4184	MP416-48JM	PIGTAIL 4 POLE FLAT 48" SEALED & JACKETED TRAILER END
598-4181	MP416-60JP	PIGTAIL 4 POLE FLAT 60" SEALED & JACKETED CAR END



4-WAY & 5-WAY FLAT COVER

4-WAY & 5-WAY RUBBER COVER



Order No.	MFG#	Description
592-0112-024	20112-024	4-FLAT COVER BULK
592-0118	20118	5-FLAT COVER

LOOP 4-FLAT

4 Pole, car and trailer end, 16 gauge.



Order No.	MFG#	Description
598-4151	MP418-12BL	LOOP 4 POLE FLAT 12" BULK
598-4155	MP418-60BL	LOOP 4 POLE FLAT 60" BULK
591-8044	118044	LOOP 4 POLE FLAT 48" PKG.

LOOP SQUARE 4 POLE / 6 POLE



4 and 6 pole square loops 16 gauge.

Order No.	MFG#	Description
598-6255	MP618-60SL	LOOP 6 POLE SQUARE 60"
598-6355	MP618-60L	LOOP 6 POLE SQUARE 60"

Electrical, Trailer Connectors & Adapters

PIGTAIL 5-FLAT

5 pole flat car end 72" and 48" trailer end.



Order No.	MFG#	Description
592-5016	MP518-72BF	PIGTAIL 5 POLE FLAT 72" CAR END
592-0017B	MP518-48BM	PIGTAIL 5 POLE FLAT 48" TRAILER END
591-8215	118215	CONNECTOR 5 POLE FLAT 60" LOOP



MAGNETIC 4-FLAT HOLDER



- Magnetic bracket keeps 4-Wire Flat out of harm's way
- Attaches to any metal surface

Order No.	MFG#	Description
574-8095	48095	MAGNETIC 4 WAY FLAT HOLDER

MOUNTING BRACKET 4-FLAT

Order No.	MFG#	Description
591-8149	118149	MOUNTING BRACKET 4-FLAT

Electrical, Trailer Connectors & Adapters



BRACKET MOUNT FOR 4-FLAT



- Bracket folds over encasing 4-Wire Flat securely in place
- Mounting screws provided

Order No.	MFG#	Description
574-8595	48595	MOUNTING BRACKET FOR 4 WAY FLAT TRAILER END



4 & 5 WAY MOUNTING BRACKET



Mounting bracket for 4-way flat

Order No.	MFG#	Description
591-8144	118144	4-WAY BRACKET BULK
591-8144-010	118144-010	4-WAY BRACKET - 10 PACK
592-0046	20046	5-WAY BRACKET

Electrical, Trailer Connectors & Adapters



PLUG STORAGE BOX FOR 4-WAY



- Neatly Stores 4 & 5-Flat Connectors
- Weatherproof Construction
- Easily Installs With Cable Ties or Screws (Included)

Order No.	MFG#	Description
591-8145	118145	STORAGE BOX FOR 4-WAY AND 5-WAY

WIRE HARNESS WISHBONE



25' split four conductor harness. Splits at the trailer tongue and runs down each side of the frame, the harness is wired with 4-pole flat trailer end.

Order No.	MFG#	Description
598-4025	108825	WISHBONE HARNESS 25'



CONNECTOR 4 POLE CHROME



Polarized chrome die cast ABS high impact green insulators and split brass contacts.

Order No.	MFG#	Description
591-1408	11-408P	CONNECTOR 4 WAY ROUND POLLAK COMPLETE
591-1409	11-409P	CONNECTOR 4 WAY ROUND POLLAK TRAILER END
591-1410	11-410P	CONNECTOR 4 WAY ROUND POLLAK CAR END
591-1617	11-617	MOUNTING BRACKET POLLAK

Electrical, Trailer Connectors & Adapters



CONNECTOR 4 POLE DIE CAST

Die cast 4-pole unit with extended exterior and socket conceals terminals. Dust and water resistant. Polarized heavy duty accept up to #12 gauge wire. Two 1/4" mounting holes on 4-way sockets, 2-7/8" on center. Mounts through 1-3/8" dia. hole.

Order No.	MFG#	Description
591-1400	11-400P	CONNECTOR 4 WAY ROUND DIE CAST POLLAK COMPLETE
591-1402	11-402P	CONNECTOR 4 WAY ROUND DIE CAST POLLAK TRAILER END
591-1404	11-404P	CONNECTOR 4 WAY ROUND DIE CAST POLLAK CAR END
591-1617	11-617	MOUNTING BRACKET POLLAK



CONNECTOR 5 POLE CHROME

Polarized, chrome plated housing, spring loaded cover. Durable interiors. Split brass contact for maximum current. Mounting holes 1-3/4" on centers.

Order No.	MFG#	Description
591-1500	11-500P	CONNECTOR 5 WAY ROUND POLLAK COMPLETE
591-1501	11-501P	CONNECTOR 5 WAY ROUND POLLAK TRAILER END
591-1502	11-502P	CONNECTOR 5 WAY ROUND POLLAK CAR END
591-1617	11-617	MOUNTING BRACKET POLLAK



CONNECTOR 6 POLE CHROME



591-1613

591-1616

Chrome plated trailer end.

Order No.	MFG#	Description
591-1613	11-613P	CONNECTOR 6 POLE ROUND POLLAK TRAILER END
591-1616	11-616P	BOOT 6 POLE ROUND POLLAK
591-1617	11-617	MOUNTING BRACKET POLLAK

Electrical, Trailer Connectors & Adapters



CONNECTOR 6 POLE DIE CAST

Brass terminal pins for best conductivity, terminals accept up to #12 gauge wires. Two 1/4" mounting holes on 6-way sockets, 2-7/8" on center. Mounts through 1-3/8" hole.

Order No.	MFG#	Description
591-1603	11-603P	CONNECTOR 6 POLE ROUND POLLAK COMPLETE
591-1604	11-604P	CONNECTOR 6 POLE ROUND POLLAK TRAILER END
591-1609	11-609P	CONNECTOR 6 POLE ROUND POLLAK CAR END
591-1616	11-616	BOOT POLLAK
591-1617	11-617	MOUNTING BRACKET POLLAK



CONNECTOR 6 WAY SOCKET

Corrosion resistant ABS socket car end with spring loaded cover. Interchangeable with other 6-way round pin connectors.

Order No.	MFG#	Description
591-2720	12-720P	CONNECTOR 6 WAY SOCKET & BOOT POLLAK CAR END



CONNECTOR 7 POLE METAL FLAT TERMINAL

Metal connectors plated for maximum weather and corrosion resistance. Stainless steel cover spring. Jumbo welded pistol grip. Safety latch prevents damage from accidental pull-away. Vinyl inserts keep out dirt and moisture.

Order No.	MFG#	Description
591-2700	12-700P	CONNECTOR 7 POLE ROUND FLAT TERMINALS POLLAK COMPLETE
591-2702	12-702P	CONNECTOR 7 POLE ROUND FLAT TERMINALS POLLAK TRAILER END
591-2703	12-703P	CONNECTOR 7 POLE ROUND FLAT TERMINALS POLLAK CAR END
591-2701	12-701U	MOUNTING BRACKET POLLAK

Electrical, Trailer Connectors & Adapters

CONNECTOR 7 POLE PLASTIC FLAT TERMINAL



Dual grips make it easy to remove the plug, interior design prevents internal short-circuiting, safety latch prevents damage from accidental pull-away.

Order No.	MFG#	Description
591-2705	12-705E	CONNECTOR 7 POLE FLAT TERMINALS POLLAK COMPLETE
591-2706	12-706E	CONNECTOR 7 POLE FLAT TERMINALS POLLAK TRAILER END
591-2707	12-707E	CONNECTOR 7 POLE FLAT TERMINALS POLLAK CAR END
597-7001	54-77-001	CONNECTOR 7 POLE FLAT TERMINALS BARGMAN #77 CAR END 1/PKG
597-7701	50-77-001	CONNECTOR 7 POLE FLAT TERMINALS BARGMAN #77 CAR END BULK
597-7703	50-77-003	CONNECTOR 7 POLE FLAT TERMINALS BARGMAN #77 TRAILER END BULK
591-2711	12-711U	MOUNTING BRACKET RIGHT ANGLE POLLAK 12-711 BLACK FINISH
595-7771	50-77-071	MOUNTING BRACKET RIGHT ANGLE BARGMAN BLACK PAINTED METAL
591-2701	12-710U	MOUNTING BRACKET RIGHT ANGLE POLLACK 12-701 SILVER
282-1032	1032	BOLT 10-32 5/8" W/ NUT 100PK



6 & 7-Way Plug Holder




This holder is designed to house your 6-way or 7-way trailer end connector safely out-of-the-way when disconnected from the tow car. Universal holder will accommodate either die cast, steel, plastic or molded trailer ends. Black molded plastic holder mounts on the jackspost with provided cable-ties or the attached adhesive strip and can be mounted on any flat surface with provided screws.

Order No.	MFG#	Description
549-8002	50-98-003	PLUG HOLDER 6 & 7-WAY

Electrical, Trailer Connectors & Adapters

MOUNTING BRACKETS



MOUNTING BRACKETS FOR 4,5,6 AND 7 WAY PLUGS

Order No.	REF	MFG#	Description
591-1617	C	11-617	MOUNTING BRACKET FOR 4,5,6 WAY PLUGS (POLLACK)
591-8137	C	118137	MOUNTING BRACKET 4,5,6 PLUG
595-7771	B	50-77-071	MOUNTING BRACKET FOR 7 WAY RV (BARGMAN) BLACK
591-2701	B	12-701U	MOUNTING BRACKET FOR 7-WAY RV PLUG (POLLACK) ZINC
591-2711	B	12-711U	MOUNTING BRACKET FOR 7-WAY RV PLUG (POLLACK) BLACK
592-0212	B	20212	MOUNTING BRACKET FOR 7-WAY RV PKG.
591-8136	A	118136	LONG EXTENTION BRACKET (BLK)
591-8140	D	118140	EXTENTION MOUTNING BRACKET SHORT (BLK)



7-WAY PLUG MOUNTING BOX



MOUNTING BOXES FOR 6 OR 7 WAY PLUGS FOR SQUARE TUBE AND ROUND TUBE

Order No.	MFG#	Description
591-8156	118156	MOUNTING BOX FOR 2.5" TUBE SQUARE TUBE
591-8157	118157	MOUNTING BOX FOR 3" SQUARE TUBE
591-8159	118159	UNIVERSAL MOUNTING BOX RND OR SQUARE TUBE

Electrical, Trailer Connectors & Adapters



CONNECTOR RV OEM STYLE 7WAY OEM SOCKET FORD



7-way RV style socket that accepts Ford/Chevy OEM harnesses. Terminal pins are tin plated copper alloy. High impact plastic casing.

Order No.	MFG#	Description
591-1893	11-893	REPLACEMENT SOCKET 7 POLE OEM BULK
591-3819	11-893P	REPLACEMENT SOCKET 7 POLE OEM PKG.
591-2711	12-711U	MOUNTING BRACKET RIGHT ANGLE POLLAK BLACK FINISH
591-1998	11-998	4' PLUG IN HARNESS W/ 7 LEAD



CONNECTOR RV OEM STYLE 7WAY TWIST LOCK SOCKET GM & NISSAN



Sealed GM & most Nissan OEM 7-pole twist-lock RV style socket. Terminal pins are tin plated copper alloy. High impact nylon casing.

Order No.	MFG#	Description
591-1916	11-916	CONNECTOR 7-WAY TWIST & LOCK SEALED SOCKET GM & MOST NISSAN



CONNECTOR 7/4 OEM REPLACEMENT



- Multi-Tow[®]; provides multiple towing options from one connector
- Plug-In Simple[®]: No cutting, No splicing- Saves time
- Utilizes OEM connectors- enhanced fit and weatherproofing
- Applies to over 30 different vehicle applications equipped with a factory tow package
- Impact and corrosion resistant- 2-Door connector protection
- Includes unique snap-fit bracket

Order No.	MFG#	Description
574-0975	40975	MULTI-TOW 7:4 FORD/GM COMES WITH BRKT.
574-0978	40978	BRACKET ONLY FOR OEM 7:4
574-0979	40979	CONNECTOR 7:4 OEM PLUG ONLY



CONNECTOR KIT 7/4



- Multi-Tow[®]; provides multiple towing options from one connector
- Plug-In Simple: No cutting, No splicing- Saves time
- Utilizes OEM connectors- enhanced fit and weatherproofing
- Applies to over 10 different vehicle applications equipped with a factory tow package
- Impact and Corrosion Resistant- Includes dust cover and mounting bracket

Order No.	MFG#	Description
574-2145	42145	DODGE MULTI-TOW
574-0955	40955	GM/FORD MULTI-TOW

Electrical, Trailer Connectors & Adapters



7-WAY/4-FLAT COMBO HARNESS



7-Way Flat Pin Connector/4-Flat Combo Adapter Harness w/Mounting Bracket & Hardware
Prewired Combo Adapter

Order No.	MFG#	Description
592-0144	20144	7-WAY FLAT PIN / 4-FLAT COMBO HARNESS



WIRING KIT 7-4



- For quick connection to 4-Flat or 7-Way trailer connectors
- Includes mounting bracket and hardware
- Easily adapts to existing vehicle 7-Way plug
- Ability to tow trailers with different style trailer connectors
- Durable plastic shell
- Weather tight seal
- Attractive point-of-purchase packaging

SEE THE APPLICATION GUIDE FOR MODELS THIS WILL WORK ON

Order No.	MFG#	Description
592-0119	20119	WIRING KIT 7-4

Electrical, Trailer Connectors & Adapters



4-Flat to 7-Way Flat Pin Connector Adapter, Plastic



- Used to convert any trailer wiring component, T-One or Taillight Converter with a 4-Flat Trailer End Connector to a 6 or 7-Way Round Connector
- For simple mounting, choose 6 & 7-Way Mounting Box Part Numbers 118156, 118157 or 118159 (sold separately)

Order No.	MFG#	Description
592-0321	20321	4-Flat to 7-Way Flat Pin Connector Adapter, Plastic



PREWIRED ADAPTER, 7-WAY FLAT PIN W/ BRAKE CONTROL WIRING



- Used to convert any trailer wiring component, T-One or Taillight Converter with a 4-Flat Trailer End Connector to a 7-Way Round Connector. Each kit includes 20' of wire.
- For simple mounting, choose 7-Way Mounting Box Part Numbers 118156, 118157 or 118159 (sold separately)

Order No.	MFG#	Description
591-8799	118799	PREWIRED ADAPTER, 7-WAY FLAT PIN W/ BRAKE CONTROL WIRING

Electrical, Trailer Connectors & Adapters



T-CONNECTOR 5TH WHEEL



Adaptor for 5th wheel & bumper mount socket. Easily installs in a second RV socket. Plug & play without splicing into OEM Harness. Fits GM and Ford trucks and SUV's. Fits Chrysler trucks and SUV's when used with 591-1933 adaptor. Mates with DH # 591-1893.

Order No.	MFG#	Description
591-1932	11-932	FIFTH WHEEL T-CONNECTOR
599-1933	11-933P	HARNESS 7 WAY RECTANGULAR TO ROUND CHRYSLER ADAPTOR
591-1893	11-893	7-POLE RV OEM SOCKET POLLAK



CONNECTOR 7 POLE PLASTIC ROUND TERMINAL



High impact, glass-filled nylon Polla/Glass. Accepts gauges from fine #14 to #8 ground wire. Floating pins in plug and socket allow for easy alignment and contact.

Order No.	MFG#	Description
591-1704	11-704P	CONNECTOR POLLAK 7 POLE ROUND TRAILER END
591-1723	11-723P	CONNECTOR 7 POLE ROUND POLLAK CAR END
591-1724	11-724EP	CONNECTOR 7 POLE RND POLLACK CAR END (SPLIT PIN)
591-1761	11-761	BOOT POLLAK
591-1763	11-763	CABLE GUARD, POLLAK
591-1771	11-771	MOUNTING BRACKET POLLAK

Electrical, Trailer Connectors & Adapters



CONNECTOR 7 POLE DIE CAST ROUND TERMINAL



Stainless steel cover spring and jumbo welded pistol grip. Vinyl inserts keep out dirt and moisture. Safety latch prevents damage from accidental pull-away. Color coded to RVIA standards.

Order No.	MFG#	Description
591-1750	11-750P	CONNECTOR 7 POLE ROUND POLLAK COMPLETE
591-1700	11-700P	CONNECTOR 7 POLE ROUND POLLAK TRAILER END
591-1720	11-720P	CONNECTOR 7 POLE ROUND POLLAK CAR END
591-1761	11-761	BOOT POLLAK
591-1763	11-763	CABLE GUARD POLLAK
591-1771	11-771	MOUNTING BRACKET POLLAK



CONNECTOR 9 POLE ROUND TERMINALS



9 pin round terminals.

Order No.	MFG#	Description
591-3905	12-950P	CONNECTOR 9 POLE COMPLETE POLLAK
591-2906	12-906P	CONNECTOR 9 POLE TRAILER END POLLAK
591-2907	12-907P	CONNECTOR 9 POLE CAR END POLLAK



CONNECTOR 1 POLE DIE CAST



Single-pole connector has a continuous duty capacity of 300 amps, and is ideal for almost all heavy-duty power applications on trucks, agricultural equipment, utility vehicles, winches, light air craft ground equipment, etc. The connector is interchangeable with competitive brands. Provides power for auxiliary equipment from battery.

Order No.	MFG#	Description
591-3850	11-850V	CONNECTOR SINGLE POLE COMPLETE



CONNECTOR 7-WAY MOLDED TRAILER END W/ 1' CABLE



7-Way molded trailer end kit w/ 1' cable and hardware. Can be used with thermoplastic or metal 7-way car connectors.

Order No.	MFG#	Description
596-7525	54-67-525	CONNECTOR KIT 7-WAY MOLDED TRAILER END W/1' CABLE

Electrical, Trailer Connectors & Adapters



CONNECTOR 7-WAY MOLDED TRAILER END CABLE



7-Way molded trailer end w/ 8' Cable can be used with thermoplastic or metal 7-way car end connectors.

Order No.	MFG#	Description
596-7907	50-67-907	CONNECTOR 7-WAY MOLDED TRAILER END W/4' CABLE
596-7001	50-67-001	CONNECTOR 7-WAY MOLDED TRAILER END W/6' CABLE
596-7003	50-67-003	CONNECTOR 7-WAY MOLDED TRAILER END W/8' CABLE
596-7004	50-67-004	CONNECTOR 7-WAY MOLDED TRAILER END W/9' CABLE
596-7005	50-67-005	CONNECTOR 7-WAY MOLDED TRAILER END W/10' CABLE
596-7007	50-67-007	CONNECTOR 7-WAY MOLDED TRAILER END W/12' CABLE



CONNECTOR 7-WAY SUPER SEALED W/CABLE CAR END



Prewired 7-way car end sealed with 4' or 7' of UL listed 7-way cable. Solid brass terminals, housing of industrial-strength, glass-filled thermoplastic, door with EPDM rubber gasket and heavy duty stainless steel spring. Manufactured with UL listed PVC for flexibility and features molded construction to encapsulate terminals and wires. Patent Pending.

Order No.	MFG#	Description
595-8704	50-84-004	CONNECTOR 7-WAY SUPER SEALED 4' CABLE CAR END
595-8707	50-87-007	CONNECTOR 7-WAY SUPER SEALED 7' CABLE CAR END
595-7771	50-77-071	MOUNTING BRACKET RIGHT ANGLE BARGMAN BLACK PAINTED METAL



7 BLADE TO 7 BLADE EXTENSION CABLE 7'



7-Way U.S. Car End to 7-Way Trailer End Extension Cable 7'

Order No.	MFG#	Description
592-0027	118664	7-WAY TRAILER EXTENSION

Electrical, Trailer Connectors & Adapters

ADAPTER 4 WAY ROUND TO 4 WIRE FLAT



Plug-In-Simple!® adapters make quick work of converting from one connection to another. 4 pole round - 4 pole flat.

Order No.	MFG#	Description
599-1424	47465	ADAPTOR 4 POLE ROUND TERMINAL TO 4 WIRE FLAT

ADAPTER MULTI-TOW 7 TO 6 & 4 CENTER PIN ELECTRIC BRAKE



Adapts 7 RV blade to both 6 pole round and 4-wire flat. Universal center pin can be switched to auxiliary or electric brake.

Order No.	MFG#	Description
593-7575	47575	ADAPTER 7 RV BLADE TO 7 ROUND & 4 FLAT CENTER PIN ELECTRIC BRAKE

ADAPTER 4 POLE FLAT CAR END TO 4 POLE SQUARE FEMALE END

No image available adapts 4-flat car end to 4-square trailer end 12" L.

Order No.	MFG#	Description
598-4140	B1014	ADAPTER 4-FLAT CAR END TO 4-SQUARE TRAILER END 12" L.



ADAPTER 6-WAY ROUND TO 4-FLAT



Converts 6-way round pin-style connectors socket to a 4-way round pin-style connector plug. Allows one vehicle to tow multiple style trailers. Adapter has non-corrosive glass-filled nylon shell and fits all 6-way sockets.

Order No.	MFG#	Description
599-1624	12-717P	ADAPTOR 6 POLE ROUND TERMINAL TO 4 FLAT

ADAPTER 7 WAY ROUND TO 4 WAY FLAT

Adapts 7 pole round terminal to 4 pole flat.



Order No.	MFG#	Description
599-2724	47405	ADAPTOR 7 ROUND TERMINAL TO 4 FLAT

Electrical, Trailer Connectors & Adapters



ADAPTER 7-WAY BLADE TO 4-WAY FLAT

Adapts 7-way blade to 4-way flat.

Order No.	MFG#	Description
591-2708	12-716	ADAPTOR 7 BLADE TO 4 FLAT BULK
599-1725	12-716EV	ADAPTOR 7 BLADE TO 4 FLAT 1/CLAMSHELL



ADAPTER 7 BLADE TO 4 FLAT COIL 3 FT



- 3 ft. stretch, heavy duty cable
- Increased weatherproofing; tin-plated terminals
- Easy-grip connectors

Order No.	MFG#	Description
574-7065	47065	7 BLADE TO 4 FLAT COIL 3 FT.



ADAPTER 7-WAY BLADE TO 5-WAY FLAT

Adapts 7-way blade connector socket to a 5-way molded connector. Allows one vehicle to tow campers or boat trailers with electric brakes.

Order No.	MFG#	Description
599-1735	12-718P	ADAPTOR 7 BLADE TO 5 FLAT

Electrical, Trailer Connectors & Adapters



ADAPTER 7 BLADE TO 5 FLAT COIL 3 FT



- 3 ft. stretch, heavy duty cable
- Increased weatherproofing; tin-plated terminals
- Easy-grip connectors

Order No.	MFG#	Description
574-7075	47075	ADAPTER 7 BLADE TO 5 FLAT COIL



ADAPTER 7-WAY BLADE TO 6-POLE ROUND BRAKE PIN CENTER OF 6-WAY

Adapts 7-way blade connector socket to a 6-way round connector plug. Brake pin in center of 6-way.

Order No.	MFG#	Description
599-1728	12-719P	ADAPTOR 7 BLADE TO 6 POLE BRAKE PIN IN CENTER



ADAPTER 7-WAY BLADE TO 6-WAY ROUND AUX. PIN IN CENTER OF 6-WAY

Adapts 7-way blade connector socket to a 6-way round connector plug. Auxiliary pin in center of 6-way.

Order No.	MFG#	Description
599-1729	12-729P	ADAPTOR 7 BLADE TO 6 POLE AUXILIARY PIN IN CENTER OF 6 WAY



ADAPTER 7RND PIN TO 6 RND PIN

This adapter plugs quickly and easily into your 7-way, round-pin, vehicle-end connector to convert it for use with a 6-way round, trailer-end connector. A built-in cover protects the terminals from dust and grime.

Order No.	MFG#	Description
574-7445	47445	ADAPTER 7 RND PIN TO 6 RND PIN

Electrical, Trailer Connectors & Adapters



ADAPTER 7 ROUND TO 7 BLADE



Flexible wire provides extra reach

Plug in Simple

Order No.	MFG#	Description
574-7425	47425	ADAPTER 7 ROUND TO 7 BLADE



ADAPTER 7 BLADE TO 7 RND

ADAPTER 7 FLAT PIN MALE END TO 7 RND PIN FEMALE END



Order No.	MFG#	Description
599-7595	47595	7 BLADE TO 7 RND PIN



ADAPTER 7-WAY POWER OUTLET

Adapts 7-way trailer end to a 12V plug or 110V plug outlet. Provides access for such accessories as TV, electric cooler, portable work light, or 12V power tools. High impact casing with tin plated copper alloy pins.



Order No.	MFG#	Description
591-1896	11-896	ADAPTOR 7-WAY POWER OUTLET POLLAK

DIELECTRIC SILICONE ELECTROTEK

ElectroTek® is used for all electrical connections, where a dielectric compound is required to prevent voltage loss from arcing and to protect contacts from corrosion.

Suppresses radio frequency interference, dissipates heat, insulates trailer wiring connectors and seals out moisture. Effective for automotive, RV and marine electrical applications. Non-water soluble. 3.5 oz. tube.



Order No.	MFG#	Description
590-7200	7200P	ELECTROTEK DIALECTRIC SILICONE

Electrical, Trailer Connectors & Adapters



JUNCTION BOXES 7WAY

6-way box comes complete with hardware and includes 4 closed rubber grommets and 2 open rubber grommets for wire size 15/32" and 2 open rubber grommets for wire size 5/8". 7-way box comes complete with hardware and includes 4 closed rubber grommets, 4 open rubber grommets for wire size 5/8" and features external mounting flanges.



Order No.	MFG#	Description
593-8656	JB0700	JUNCTION BOX, 7-WAY BARGMAN

PLUG GUARD 7 WAY

Attaches to trailer's frame or fifth-wheel box to provide protection for male end of harness when not in use.



Order No.	MFG#	Description
599-0320	008-320	PLUG GUARD 7-WAY



TEST LIGHT 12 V

For use on 6 and 12 volt systems. For testing shorts in wiring, finding live or broken wires, wiring trailers, tests fuses, switches and many other uses.



Order No.	MFG#	Description
639-2100	08-9010	CIRCUIT TESTER 12V CHECK POINT

Electrical, Trailer Connectors & Adapters



7-WAY PLUG TESTER

Plug these testers into any car connector and you will have an instant test of running light circuits. Features LED display to show completed circuit for the running lights, left turn signal and right turn signal. Auxiliary and electric brake circuit are included on the 6-way tester and auxiliary, electric brake and battery charge are included with the 7-way tester. One piece units with internal ground. Proper installation and set-up of a brake control, when a trailer is not readily available, is possible with the 7-way tester. Current Monitor testing device is designed to assist in determining whether a tow vehicle's 7-way blade car end connector has been wired properly. (Current Monitor is an excellent diagnostic tool for installation, setup and troubleshooting of electric trailer brake controls.) The Trailer Tester is designed to help you quickly identify problems in the wiring of the trailer. This is done by testing the Left Turn, Right Turn, Tail/Marker, Brake and Back Up circuits on the trailer. The tester indicates approximate amount of current in each circuit. It will also test the voltage of the external battery connected to the trailer charge circuit (i.e. trailer battery). Brake Control Bench Tester is a test device designed to determine if a brake control is working properly. Checks brake control output, independent of vehicle wiring. Simulates many fault conditions including open ground, short circuit, open load and more.



Order No.	MFG#	Description
592-0117	20117	TESTER 7-WAY PLUG



TESTER 7-WAY TRAILER EMULATOR

7-Way trailer emulator is used for the proper installation and set-up of a brake control when a trailer is not available. Brake control set-up is accomplished using a built-in load module that simulates electric magnet brakes on a trailer. Also checks electrical continuity of all circuits in the 7-Way blade style connector.



Order No.	MFG#	Description
631-6652	6562	7-WAY CIRCUIT TESTER EMULATOR

Electrical, Trailer Connectors & Adapters

TESTER 4-FLAT KEY CHAIN LED



- LED indicator test lights; verifies vehicle side wiring is correct
- Tests left turn/ brake, right turn/ brake and tail/ marker lights

Order No.	MFG#	Description
574-8655	48655	4-WAY FLAT TESTER L.E.D.
592-0114	20114	4-WAY FLAT TESTER L.E.D.



TOW DOCTOR VEHICLE



- Designed so that one person can make sure a vehicle wiring harness has been installed properly and all functions are working
- Tests all tow vehicle functions: ground, auxiliary power, brake, direction, and backup.
- Heavy duty, 20 ft extension cord is included
- Saves time and the cost of a second person at the rear of the vehicle
- Adapts to 4-Wire Flat, 6-Pole Round, or 7 RV Blade. 7-Way pin type available (50944)

Order No.	MFG#	Description
595-0918	50918	VEHICLE WIRE HARNESS TEST UNIT

Electrical, Trailer Connectors & Adapters



TOW DOCTOR TRAILER TESTER



- Designed so that one person can make sure a trailer has been wired properly and all functions are working
- Tests all trailer functions: left turn, brake, tail, backup lights; electric brakes and auxiliary power
- Trailer lights illuminate and LED lights on the tester to show function operation
- Adapts to 4-Wire Flat, 6-Pole Round, or 7 RV Blade
- Includes battery terminal clips. Can be used with any 12-Volt battery
- Amperage meter shows actual amp draw. For electric brakes, magnets are activated to determine correct operation

Order No.	MFG#	Description
595-0928	50928	TRAILER WIRE HARNESS TEST UNIT



TRAILER TESTER



The Trailer Tester is designed to help you quickly identify problems in the wiring of the trailer. This is done by testing the Left Turn, Right Turn, Tail/Marker, Brake and Back Up circuits on the trailer. The tester indicates approximate amount of current in each circuit. It will also test the voltage of the external battery connected to the trailer charge circuit (i.e. trailer battery).

Order No.	MFG#	Description
592-8010	8010	TRAILER TESTER

Electrical, Switches



ILLUMINATED ON/OFF SWITCH



16 Amp @ 125-250 VAC, 3/4 H.P. @ 125-250 VAC, 10 Amp @ 14 V(T), 3 Amp @ 125V(L), UL/CSA approved

Order No.	MFG#	Description
631-2041	12045	ON/OFF ROCKER SWITCH ILLUMINATED RED



ILLUMINATED ON/OFF SWITCH 12V



- SPST, 16 Amp @ 125 VAC, 12 Amp @ 250 VAC, 3/4 H.P. @ 125-250 VAC, 10 Amp @ 14 VDC, UL/CSA/VDE/RoHS approved

Order No.	MFG#	Description
631-2501	12505	ON/OFF SWITCH WHITE -ILLUM RED
631-2521	12525	ON/OFF SWITCH BLACK - ILLUM. RED
631-2551	12555	ON/OFF SWITCH BLACK - ILLUM. AMBER
631-3691	13695	ON/OFF SWITCH BLACK - ILLUM. GREEN



12V LABELED ON/OFF SWITCH



SPST, 16 Amp @125 VAC, 12 Amp @ 250 VAC, 3/4H.P. @ 125-250 VAC, 10 Amp @ 14 VDC, UL/CSA/VDE/RoHS approved

Order No.	MFG#	Description
631-2591	12591-5	BLACK ON/OFF LABELED SWITCH
631-2581	12581-5	WHITE ON/OFF LABELED SWITCH

Electrical, Switches



12V ON/ON STANDARD SWITCH

- SPDT, 16 Amp @ 125 VAC, 12 Amp @ 250 VAC, 3/4 H.P. @ 125-250 VAC, 10 Amp @ 14 VDC, UL/CSA/VDE/RoHS approved



Order No.	MFG#	Description
631-2621	12625	BLACK ON/ON STANDARD SWITCH
631-2631	12635	WHITE ON/ON STANDARD SWITCH
631-2651	12655	IVORY ON/ON STANDARD SWITCH



ROCKER SWITCH ON/OFF/ON

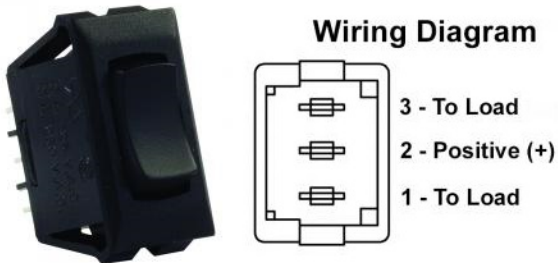
- SPDT, 16 Amp @ 125 VAC, 12 Amp @ 250 VAC, 3/4 H.P. @ 125-250 VAC, 5 Amp @ 14 VDC, UL/CSA/RoHS approved



Order No.	MFG#	Description
631-2661	12665	ON/OFF/ON SWITCH BLACK



12V SWITCH MOM-ON/OFF/MOM-ON



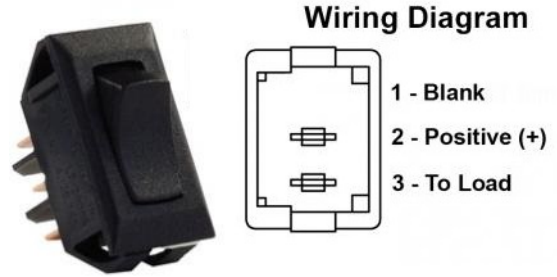
- SPDT, 16 Amp @ 125 VAC, 12 Amp @ 250 VAC, 3/4 H.P. @ 125-250 VAC, 5 Amp @ 14 VDC, UL/CSA/RoHS approved

Order No.	MFG#	Description
631-2671	12675	BLACK SWITCH MOM-ON/OFF/MOM-ON

Electrical, Switches



12V SWITCH MOMENTARY ON/ OFF




- SPST, 13 Amp @ 125 VAC, 10 Amp @ 250 VAC, 1/2 H.P., 5 Amp @ 14 VDC, UL/CSA/RoHS approved

Order No.	MFG#	Description
631-2701	12705	BLACK SWITCH MOM-ON/OFF
631-3661	13665	WHITE SWITCH MOM-ON/OFF



INDICATOR LIGHT FOR SWITCHES



- Illuminates when switch is in the "on" position
- 14 V
- UL/CSA/VDE approved
- Cutout: 1.125" x 0.550"
- Switch: 1.120" x 0.547"

Order No.	MFG#	Description
631-2751	12755	INDICATOR LIGHT RED / WHITE
631-3311	13315	INDICATOR LIGHT GREEN / BLACK


Electrical, Switches



MINI 12V SWITCH ILLUM. ON/OFF

SPST, 10 Amp @ 125 VAC, 6 Amp @ 250 VAC, 15 Amp @ 12 VDC, UL/CSA approved

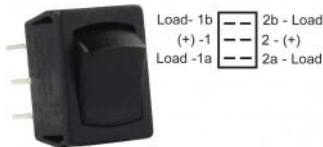
Order No.	MFG#	Description
631-2761	12765	MINI 12V ON/OFF ILLUM SWITCH RED / BLACK



12V MINI SWITCH ON/ OFF

SPST, 16 Amp @ 125 VAC, 16 Amp @ 250 VAC, 3/4 H.P. @ 125-250 VAC, 10 Amp @ 14 VDC, UL/CSA/VDE approved

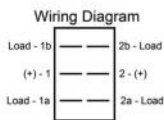
Order No.	MFG#	Description
631-2781	12781-5	MINI ON/OFF SWITCH BLACK
631-2791	12795	MINI ON/OFF SWITCH RED / BLACK
631-3641	13641-5	MINI ON/OFF SWITCH WHITE



MINI ON/OFF SWITCH

DPDT, 16 Amp @ 125 VAC, 16 Amp @ 250 VAC, 3/4 H.P. @ 125-250 VAC, 10 Amp @ 14 VDC, UL/CSA/VDE approved

Order No.	MFG#	Description
631-2801	12805	DOUBLE POLE MINI ON/OFF SWITCH BLACK



SWITCH MOMENTARY ON/ OFF / MOMENTARY ON

DPDT, 20 Amp @ 125 VAC, 15 Amp @ 250 VAC, 40 Amp @ 12 VDC, UL/CSA/VDE approved

Order No.	MFG#	Description
631-2821	12825	MOM ON / OFF / MOM ON SWITCH BLACK
631-2831	12835	MOM ON / OFF / MOM ON SWITCH WHITE

Electrical, Switches



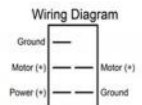
FACE PLATES FOR SWITCHES



**SNAP-IN BLANK SWITCH COVER
631-3125**

- Switch Cutout: 1.125" x .550"
- Outside Dim: Single plate 2.750" x 1.625"
- Outside Dim: Double plate 2.750" x 2.250"

Order No.	MFG#	Description
631-2841	12841-5	FACE PLATE SINGLE WHITE
631-2851	12851-5	FACE PLATE SINGLE BLACK
631-2871	12875	FACE PLATE DOUBLE WHITE
631-2881	12885	FACE PLATE DOUBLE BLACK



HIGH CURRENT SLIDE-OUT SWITCH

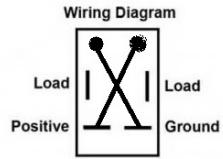
12V 40 Amp continuous

Order No.	MFG#	Description
631-2291	12295	SLIDE OUT SWITCH - BLACK

Electrical, Switches



5TH WHEEL/ TOUNGE JACK SWITCH



- 16 Amp @ 125 VAC(CSA), 15 Amp @ 125 VAC(UL), 10 Amp @ 250 VAC, 3/4 H.P. @ 250 VAC, 16 Amp @ 12 VDC, UL/CSA/CUL/IP55/RoHS approved

Order No.	MFG#	Description
631-3631	13635	5TH WHEEL / TONGUE JACK SWITCH

Lighting, Trailer Light Kits (LED & INCAN)



LIGHT KIT TOWING INCAN HD MAGNETIC

Light kit comes with a 30-foot main cord and 7-foot cord between lights. Black jacketed all weather cable, 70# pull round magnets, 6 way round connector for tow vehicle and carrying case.



Order No.	MFG#	Description
589-3060	HDTL30CC-6	INCAN HD MAG. TOWING LIGHT KIT INCLUDES 2 RED LIGHTS, 30' MAIN CORD, 7" CORD BETWEEN LIGHTS, 6 WAY ROUND CONNECTER, & CARRY CASE



LIGHT KIT TOWING INCAN MAGNETIC

Tow lights include 20-feet of wire with a 4 pin flat connection for tow vehicle and strong magnets.



Order No.	MFG#	Description
589-3001	TL21RK	INCAN TOWING LIGHT KIT RED INCLUDES 2 LIGHTS 20' WIRE W/4 PIN FLAT CONNECTOR



LIGHT KIT TRAILER INCAN 4" ROUND



TL4402K

Kit Includes: 2-4" round stud mounted taillights, 20' 4-way harness, & Lic. Plate Brkt

Order No.	MFG#	Description
580-2000	LIC-200	LIGHT KIT 4" ROUND (INCAN)

Lighting, Trailer Light Kits (LED & INCAN)



LIGHT KIT TRAILER INCAN. UNDER 80 SUBMERSIBLE



Submersible Under 80" Taillight Kit w/25' Harness (w/o Clearance/Side Marker Lights) INCAND; TRAILER KIT Submersible Under 80" Taillight Kit. Barg. # 2527511

Order No.	MFG#	Description
584-7511	TL8RK	SUBMER. UNDER 80 LIGHT KIT



LIGHT KIT INCAN LOW PROFILE 8X3



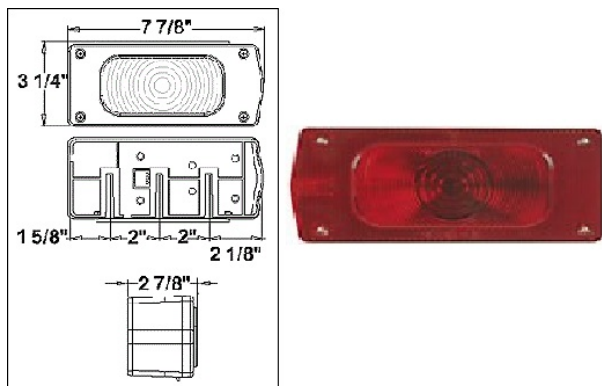
Deluxe kit: ST16RB, ST17RB, LP10SB license plate bracket, (2) MC91AB yellow marker lights with bases, (2) RE11AB yellow reflectors, 25-ft harness, stainless steel mounting hardware, clam pack

Order No.	MFG#	Description
588-0016	TL16RK	TAILLIGHT KIT SUBMER. 16/17 SERIES

Lighting, Trailer Light Kits (LED & INCAN)

Optima NICS

LIGHT KIT TRAILER INCAN SUMERISIBLE




Deluxe kit: ST36RB, ST37RB, LP10SB license plate bracket, (2) MC91AB yellow marker lights with bases, 25-ft harness, stainless steel mounting hardware, clam pack

Order No.	MFG#	Description
588-0036	TL36RK	TAILLIGHT KIT SUBMERSIBLE 36/37 SERIES

Optima NICS

LED LIGHT KIT TOWING MAGNETIC

- Sonically sealed, waterproof stop/turn/tail lights
- Magnetic base mounts securely on metal surfaces
- Wire harness connects to towing vehicle

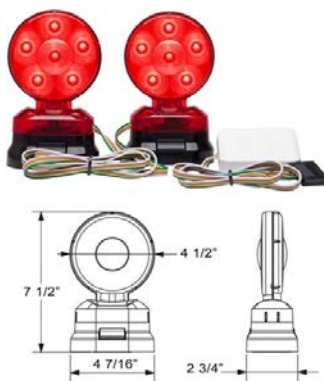


Order No.	MFG#	Description
588-0021	TLL21RK	MAGNETIC LED LIGHT KIT W/ WIRE

Optima NICS

LED LIGHT KIT TOWING MAGNETIC (WIRELESS)

- Battery powered stop/turn/tail lights
- Flashes when less than 25% battery life remains
- Magnetic base mounts securely on metal surfaces - pull force of 39 lbs
- Wireless design simplifies installation, includes wireless transmitter
- Wireless transmitter operates up to 65 feet



Order No.	MFG#	Description
588-0031	TLL31RK	MAGNETIC LED TOWING LIGHT KIT WIRELESS

Lighting, Trailer Light Kits (LED & INCAN)

Optima NICS

LED LIGHT KIT TRAILER 5" UNDER 80



Taillight Kit w/25' Wire Harness LED Submersible Under 80" Combination Taillight Kit

Order No.	MFG#	Description
584-7512	TLL9RK	LIGHT KIT LED UNDER 80 5" SQ.

Bargman.

LED TAILLIGHT KIT OVER 80"



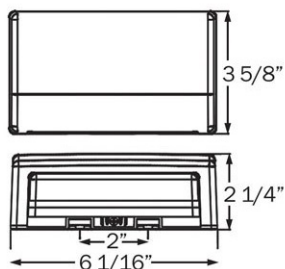
Kit comes complete with two low profile taillights, 25' trailer wiring harness cable with molded 4-flat plug, 4' car wiring harness cable with a molded 4-flat plug and license plate bracket.

Order No.	MFG#	Description
584-7560	407560	LED TAILLIGHT KIT OVER 80

Lighting, Trailer Light Kits (LED & INCAN)

optrONICS

LED TAILLIGHT KIT 56/57 SERIES



- Designed for marine trailer application
- Sealed, waterproof construction
- Universal mount
- Hard wired, with separate ground wire
- Stainless steel hardware

Order No.	MFG#	Description
588-0056	TLL56RK	LED TAILLIGHT KIT 56/57 SERIES

optrONICS

LED TAILLIGHT KIT 36/37 SERIES



Deluxe kit: ST36RB, ST37RB, LP10SB license plate bracket, (2) MC91AB yellow marker lights with bases, 25-ft harness, stainless steel mounting hardware, clam pack

Order No.	MFG#	Description
588-2236	TL36RK	LED TAILLIGHT KIT 36/37 SERIES

Lighting, Trailer Light Kits (LED & INCAN)

optrONICS

LED TAILLIGHT KIT 6.5 OVAL (GLO-LIGHT)

- Sonically sealed, waterproof
- Mount in any 360 degree position
- Available in tinted and clear lens models
- Available with standard PL-3 or optional weathertight connection
- Has a try me push button on this kit



Order No.	MFG#	Description
588-0112	TLL112RK	TRY ME TAILLIGHT KIT 6" OVAL (GLO-LIGHT) RED

optrONICS

LED TAILLIGHT KIT 5" SQUARE (GLO-LIGHT)



- Traditional style fits many applications
- SMD LED technology for reliable, waterproof performance
- Stud mount lights mount on 2" centers
- Hard wired, with separate ground wire
- Has the retail package with try me button

Order No.	MFG#	Description
588-0190	TLL190RK	TRY ME TAIL LIGHT KIT 5" SQUARE (GLO LIGHT) PKG

optrONICS

LED TAIL LIGHT KIT 8" (GLO-LIGHT)

- Designed for marine trailer application
- Sealed, waterproof construction
- Universal mount
- Hard wired, with separate ground wire
- Retail Pkg with the try me package



Order No.	MFG#	Description
588-1170	TLL170RK	TRY ME TAILLIGHT KIT LED 8" (GLO-LIGHT)

Lighting, Clearance Lights (INCAN)

LIGHT CLEARANCE INCAN OVAL THIN-LINE SINGLE BULB

Made of DURAMOLD®/Acrylic. Includes narrow rail and channel mounting, snap on lens for easy bulb replacement, and attached pigtail.

Dimensions: 3-1/2" X 1-1/8"



Order No.	MFG#	Description
586-5252	45252	THIN-LINE CLEARANCE LIGHT RED
586-5253	45353	THIN-LINE CLEARANCE LIGHT AMBER



COMMAND CLASSIC CLEARANCE LIGHT

Socket is water resistant and is assembled with slight but firm rotating motion. Polar White Base.

Uses type 194 bulbs, drawing .27 amps.



Order No.	MFG#	Description
600-0353	003-53P	CLEARANCE LIGHT AMBER OVAL
600-0354	003-54P	CLEARANCE LIGHT RED OVAL
600-8912	89-121A	LENS ONLY OVAL AMBER
600-9121	89-121R	LENS ONLY OVAL RED



COMMAND RECT W/ROUNDED CORNERS CLEARANCE LIGHT

Unique one piece base design combines economy with styling. Available with white base. Uses 194 bulb drawing .27 amps.



Order No.	MFG#	Description
600-0358	003-58	CLEARANCE LIGHT RECT W/RND CORNERS RED
600-0359	003-59	CLEARANCE LIGHT RECT W/RND CORNERS AMBER
600-0237	89-237R	LENS ONLY RED
600-9237	89-237A	LENS ONLY AMBER
600-0058	003-58B	CLEARANCE LIGHT RECT. W/RND CORNERS & BLACK BASE RED LENS
600-0059	003-59B	CLEARANCE LIGHT RECT. W/RND CORNERS & BLACK BASE AMBER LENS



COMMAND RECTANGULAR CLEARANCE LIGHT

Socket is waterproof and is assembled with slight but firm rotating motion. Mounting screws are concealed beneath cover. Polar White base.

Uses type 194 bulbs, drawing .27 amps.

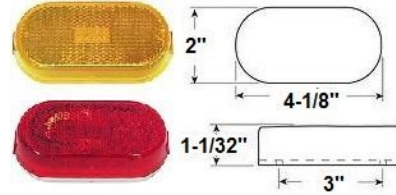


Order No.	MFG#	Description
600-0355	003-55	CLEARANCE LIGHT AMBER
600-0356	003-56	CLEARANCE LIGHT RED
600-9181	89-181A	LENS ONLY AMBER
600-8918	89-181R	LENS ONLY RED

Lighting, Clearance Lights (INCAN)



LIGHT CLEARANCE INCAN OVAL 4-1/8" X 2" W/REFLEX PETERSON #108

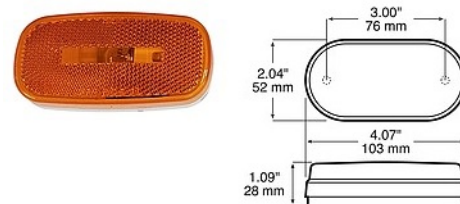


Acrylic lens features built-in reflector and precision optics for brilliant signal, and eliminates the need for separate reflector. Includes durable, molded base with single-bulb socket. Includes single lead wire and grounds through mounting screw. Available in amber or red.

Order No.	MFG#	Description
582-5021	M106A	CLEARANCE LIGHT PETERSON #108 AMBER W/REFLEX
582-5022	M106R	CLEARANCE LIGHT PETERSON #108 RED W/REFLEX
582-1081	108-15A	LENS ONLY PETERSON #108 AMBER W/RELEX
582-1082	108-15R	LENS ONLY PETERSON #108 RED W/RELEX



LIGHT CLEARANCE #108 N.S.



- Acrylic lens features built-in reflector and precision optics for brilliant signal, no separate reflector needed
- Includes durable, molded base with single bulb socket and single wire, grounds through mounting screw
- Available in red and amber

Order No.	MFG#	Description
583-0108	M108WA	CLEARANCE LIGHT AMBER #108 NEW STYLE (WHITE BASE)
583-0109	M108WR	CLEARANCE LIGHT RED #108 NEW STYLE (WHITE BASE)

Lighting, Clearance Lights (INCAN)



LIGHT CLEARANCE INCAN BARGMAN #58



Clearance/side marker light has a rugged ABS base and acrylic snap-on lens. The molded socket protects bulb from road shock and has two wires to eliminate surface ground. The molded grommet extends through the skin to protect the wiring.

Dimensions 4" X 2" X 1-1/32" with 5/8" depth.

Order No.	MFG#	Description
583-5801	34-58-001	CLEARANCE LIGHT BARGMAN #58 RED W/WHITE BASE
583-5802	34-58-002	CLEARANCE LIGHT BARGMAN #58 AMBER W/WHITE BASE
583-5810	34-58-010	LENS ONLY BARGMAN #58 RED
583-5812	30-58-012	LENS ONLY BARGMAN #58 AMBER
583-5872	30-58-702	WEDGE BASE SOCKET WITH 194 BULB FOR BARGMAN 58/59/68 SERIES LIGHTS



LIGHT CLEARANCE ICAN (OVAL)



OVAL MARKER LIGHT 4" L X 2" W X 1" H. MOUNTING HOLES ARE 3" CENTER. SINGLE BULB

AVAILABLE WHILE SUPPLIES LAST

Order No.	MFG#	Description
581-0041	MRR2041R	LENS ONLY RED
581-2041	MRR2041A	LENS ONLY AMBER

Lighting, Clearance Lights (INCAN)



LIGHT CLEARANCE INCAN W/REFLEX BARGMAN #59



Clearance/side marker light has a rugged ABS base and acrylic snap-on reflex lens. The molded socket protects bulb from road shock and has two wires to eliminate surface ground. The molded grommet extends through the skin to protect the wiring.

Dimensions: 4" X 2" X 1-1/32" with 5/8" depth.

Order No.	MFG#	Description
583-5902	34-59-002	CLEARANCE LIGHT BARGMAN #59 AMBER W/WHITE BASE REFLEX LENS
583-5910	34-59-010	LENS ONLY BARGMAN #59 RED W/REFLEX
583-5912	34-59-012	LENS ONLY BARGMAN #59 AMBER W/REFLEX
583-5872	30-58-702	WEDGE BASE SOCKET WITH 194 BULB FOR BARGMAN 58/59/68 SERIES LIGHTS
583-5903	30-59-003	CLEARANCE LIGHT BARG.# 59 RED W/ BLACK BASE
583-5904	30-59-004	CLEARANCE LIGHT BARG.# 59 AMBER W/ BLACK BASE



LIGHT CLEARANCE INCAN W/REFLEX SEALED BARGMAN #178



Clearance/side marker light has a low profile, one-piece construction with radius styling, ABS base and an acrylic reflex lens. The two-wire design eliminates surface ground.

Dimensions: 3-7/8" X 1-7/8" X 3/4" with 3/4" depth

Order No.	MFG#	Description
584-1781	34-17-809	CLEARANCE LIGHT BARGMAN #178 AMBER W/WHITE BASE, 14" WIRES, & REFLEX LENS
584-1782	34-17-808	CLEARANCE LIGHT BARGMAN #178 RED W/WHITE BASE, 14" WIRES, & REFLEX LENS

Lighting, Clearance Lights (INCAN)



Side Marker/Clearance Light, w/Dual Bulbs



Lights specifically designed for heavy-duty and industrial use. Features a polycarbonate lens. Pre-wired with a 6" supply lead and are self-grounding. 4" x 2" x 1 1/8"

Order No.	MFG#	Description
582-3440	MTML2040A	Side Marker/Clearance Light, Amber, w/Dual Bulbs
582-3441	MTML2040R	Side Marker/Clearance Light, Red, w/Dual Bulbs



LIGHT CLEARANCE INCAN W/REFLEX PETERSON #114



Stud-mount light functions as side marker or clearance light with built-in reflective optics; eliminates need for separate reflector. Just push stripped power into "Quick Lock" port to connect. May be used as a combination side marker and clearance light for over 80" applications when properly mounted. Single wire for electrical connection; additional wire port available for separate ground wire mount on non-metallic surfaces.

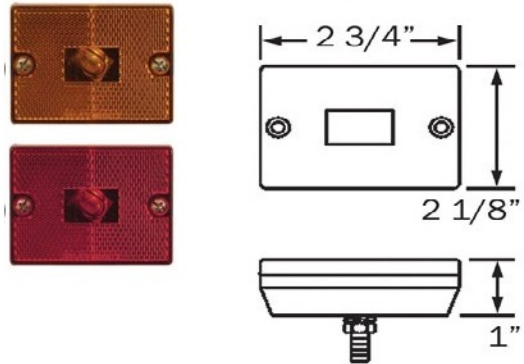
Dimensions: 2-1/8" H x 2-3/8" W x 1" D

Order No.	MFG#	Description
582-1141	M114A	CLEARANCE LIGHT PETERSON #114 AMBER WITH REFLEX LENS
582-1142	M114R	CLEARANCE LIGHT PETERSON #114 RED WITH REFLEX LENS
580-0114	114-15A	REPLACEMENT LENS AMBER
580-0115	114-15R	REPLACEMENT LENS RED

Lighting, Clearance Lights (INCAN)



Surface Mount Marker/Clearance Lights with Reflex



- Lens with reflex eliminates need for separate reflect
- MC36 is stud mount version
- Single wire design grounds through mounting hardware
- Screw-on lens, replaceable bulb, black plastic base

Order No.	MFG#	Description
582-3113	MC36RB	MARKER LIGHT STUD MOUNT RED
582-3111	MC36AB	MARKER LIGHT STUD MOUNT AMBER
580-3337	A36RB	RED REPLACEMENT LENS
580-3338	A36AB	AMBER REPLACEMENT LENS



Side Marker/Clearance Light w/Reflex Lens w/Black Ear-Mount Base



Featuring reflex lens and quick connect wiring installation, these lights are available with stud-mount or ear-mount styling.

Size is 3-1/8" x 2-3/8" x 1"

Order No.	MFG#	Description
582-3131	MC35AB	Side Marker/Clearance Light Amber w/Reflex Lens w/Black Ear-Mount Base
582-3133	MC35RB	Side Marker/Clearance Light Red w/Reflex Lens w/Black Ear-Mount Base

Lighting, Clearance Lights (INCAN)



LIGHT CLEARANCE INCAN W/REFLEX BARGMAN #99



Clearance/side marker light has an acrylic snap-on reflex lens. This unit is ready for mounting on a flat surface with quick connect wiring installation for supply and ground wires.

Dimensions 4-1/16" x 1-3/8" x 1"

Order No.	MFG#	Description
584-2781	34-99-002	CLEARANCE LIGHT BARGMAN #99 AMBER WITH REFLEX LENS
584-2782	34-99-001	CLEARANCE LIGHT BARGMAN #99 RED WITH REFLEX LENS
585-2781	34-99-012	LENS ONLY BARGMAN 99 AMBER WITH REFLEX
585-2782	34-99-010	LENS ONLY BARGMAN 99 RED WITH REFLEX



LIGHT CLEARANCE INCAN 2" ROUND SEALED BARGMAN #30



Clearance/side marker light with grommet designed for quick and easy installation. Rugged ABS base that has the acrylic lens sonic welded to the base, Includes grommet and pigtail .

Dimensions: 2" dia. x 3/4", 2-3/4" dia. w/grommet Cutout: 2 5-/16" dia.

Order No.	MFG#	Description
584-0031	KT3205R	LIGHT BARGMAN #30 RED W/GROMMET & PIGTAIL
584-0032	KT3205A	LIGHT BARGMAN #30 AMBER W/GROMMET & PIGTAIL
584-0001	MTSE2000R	LIGHT ONLY RED BARGMAN # 30
584-0002	MTSE2000A	LIGHT ONLY AMBER BARGMAN # 30
589-2708	MTGR2000	GROMMET ONLY 2"
589-2507	MTPT6020	PLUG 2-WIRE

Lighting, Clearance Lights (INCAN)



LIGHT CLEARANCE 2-1/2" ROUND INCAN SEALED BARGMAN #31



Clearance/side marker light with grommet designed for quick and easy installation. Rugged ABS base that has the acrylic lens sonic welded to the base, includes grommet and pigtail.

Dimensions: 2-1/2" dia. x 3/4" (3-1/4" dia. w/grommet).
Cutout: 2-25/32" dia.

Order No.	MFG#	Description
584-1031	KT3255R	LIGHT BARGMAN #31 RED W/GROMMET & PIGTAIL
584-1032	KT3255A	LIGHT BARGMAN #30 AMBER W/GROMMET & PIGTAIL
584-3001	MTSE2500R	LIGHT ONLY 2.5" RED BARGMAN #31
584-3002	MTSE2500A	LIGHT ONLY 2.5" AMBER BARGMAN #31
589-2508	MTGR2500	GROMMET 2.5" RND
589-2507	MTPT6020	PLUG 2 WIRE



LIGHT CLEARANCE INCAN 2-1/2" ROUND W/REFLEX

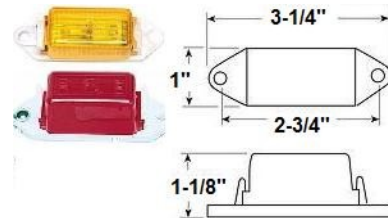


2-1/2" round sealed incandescent marker lights with reflex. Available in amber and red. Lights are sold separately without rubber mounting grommet and standard two prong pigtail plug.

Order No.	MFG#	Description
589-4501	MTSR2500R	INCAN LIGHT 2-1/2" ROUND RED W/REFLEX
589-4502	MTSR2500A	INCAN LIGHT 2-1/2" ROUND AMBER W/REFLEX
589-2508	MTGR2500	GROMMET 2-1/2" ROUND
589-2507	MTPT6020	PLUG 2 WIRE



LIGHT CLEARANCE INCAN MINI-LITE PETERSON #107



Amber or red lights functions as clearance, side marker or identification light and may be used as combination side marker and clearance light when properly mounted. Features durable base with external mounting holes. Lens snap-locks onto base. Includes single lead wire and grounds through mounting screw.

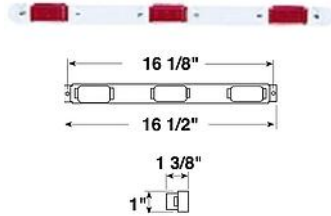
Order No.	MFG#	Description
582-1071	MTML1020A	LIGHT PETERSON #107 AMBER
582-1072	MTML1020R	LIGHT PETERSON #107 RED

Lighting, Clearance Lights (INCAN)



LIGHT INCAN ID LIGHT BAR 16-1/2" W/3 RED #107 LIGHTS PETERSON

Economical identification bar light for over 80" applications corrosion-resistant bar is power-coated white with three 107 red lights attached. Mounts on 16-1/8" centers and grounds through mounting hardware.



Order No.	MFG#	Description
582-1073	LB1020R	INCAN 16-1/2" ID LIGHT BAR WHITE BASE W/3 RED PETERSON #107 LIGHTS



LIGHT BAR W/ RED WATERPROOF MODULES



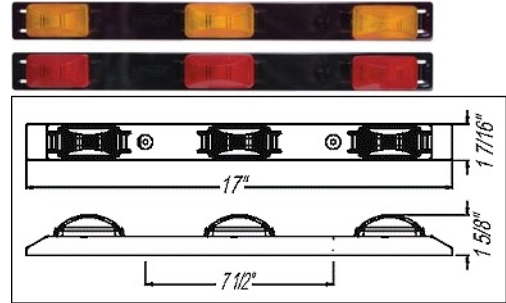
Sonically-sealed, impact-resistant polycarbonate lens and housing ensure a waterproof module. Meet or exceed all applicable state and federal regulations specified for vehicles 80" wide or wider. Three sealed polycarbonate lamps on 6" centers lead to a stainless steel base completing the best line up of waterproof light bars available today. #003305 and #003306 are pre-wired with 60" leads and can be mounted in protected areas because of their low profile. 14-1/2" x 1-1/8" x 1"

Order No.	MFG#	Description
584-3306	MC97RB	LIGHT BAR W/ RED WATERPROOF MODULES W/ BLACK BASES

Lighting, Clearance Lights (INCAN)



LIGHT BAR SUBMERSIBLE BLK BASE



Submersible design with black base incorporates incandescent # 37 series clearance/marker modules. 17"x1.46"x1.69"

Order No.	MFG#	Description
584-9215	MC93RB	LIGHT BAR SUBMERSIBLE RED W/ BLK BASE
588-0193	A93PB	REPLACEMENT HARNESS FOR LIGHT BAR



SEALED SIDE MARKER LIGHTS (INCAN) STUD MOUNT



Sonically-sealed waterproof clearance/side marker lights with break-resistant polycarbonate lens. Available in either stud-mount or ear-mount styling. Features a pre-installed 15" pigtail. Meets FMVSS/CMVSS 108 requirements for clearance/marker lights when properly mounted. Stud: 2 1/8" x 1 1/8" x 1 1/16" Ear: 3 5/16" x 1 5/16" x 1"

Order No.	MFG#	Description
584-3238	MC95AB	CLEARANCE LIGHT AMBER STUD MNT
584-3239	MC95RB	CLEARANCE LIGHT RED STUD MNT

Lighting, Clearance Lights (INCAN)



LIGHT CLEARANCE INCAN SEALED BARGMAN #37



Compact rectangular light with the polycarbonate lens sonic welded to the base. Offers easy installation with self grounding base on metallic surfaces. Snaplock tabs on the lens housing secures light to base to complete the fast installation. The light complies with legal requirements for combination clearance/marker light when mounted properly.

Dimensions: 2-1/2" x 1-1/4"

Order No.	MFG#	Description
584-7031	KT2132R	CLEARANCE LIGHT BARGMAN #37 RED W/BLACK BASE & WIRE
584-7032	KT2132A	CLEARANCE LIGHT BARGMAN #37 AMBER W/BLACK BASE & WIRE
584-7001	MTSE1225R	CLEARANCE LIGHT ONLY RED BARG # 37
584-7002	MTSE1225A	CLEARANCE LIGHT ONLY AMBER BARG # 37
584-6293	BM1021C	BASE ONLY CHROME W/ WIRE
584-7020	BM1021CB	BASE ONLY BLACK SINGLE W/ WIRE
582-1429	MTPT9530	PLUG 6"W/#10 RING TERM ON GROUND WIRE LEAD
589-2608	MTGR1225	RUBBER GROMMET 2.5"
584-6334	106334	SINGLE WIRE LEAD FOR BASE WITH GRND



LIGHT CLEARANCE INCAN DOUBLE BULB BARGMAN #38



Double bulb rectangular light with the polycarbonate lens sonic welded to the base. This light offers easy installation with self grounding base on metallic surfaces. Snap-lock tabs on the lens housing secures light to base to complete the fast installation. The light complies with legal requirements for combination clearance/marker light when mounted properly.

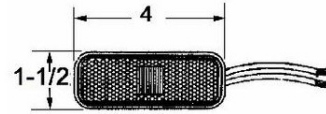
Dimensions: 3-13/16" x 1-1/4"

Order No.	MFG#	Description
584-8031	KT2142R	CLEARANCE LIGHT BARGMAN #38 RED W/ BASE & WIRE ASSEMBLY
584-8032	KT2142A	CLEARANCE LIGHT BARGMAN #38 AMBER W/ BASE & WIRE ASSEMBLY
584-8001	MTSE1040R	LIGHT ONLY #38 RED
584-8002	MTSE1040A	LIGHT ONLY #38 AMBER
584-8033	MC65ARB	CLEARANCE LIGHT OPTRONICS RED/AMBER LIGHT ONLY
584-8020	BM1040BB	BASE ONLY BLACK SINGLE BLK WIRE

Lighting, Clearance Lights (INCAN)



LIGHT CLEARANCE INCAN 1-1/2X4



588-0119 & 588-0120 - Clearance or marker lamp-single bulb, Class "A" reflex, Flush mount, 1-wire (grounded mounting)

588-0117 & 588-0118 - Clearance or marker lamp-single bulb, Flush mount, Class "A" reflex, 2-wire

Order No.	MFG#	Description
588-0119	MC44AB1	AMBER CLEARANCE LIGHT SINGLE WIRE
588-0120	MC44RB1	RED CLEARANCE LIGHT SINGLE WIRE
588-0117	MC44RB	RED CLEARANCE LIGHT 2-WIRE
588-0118	MC44AB	AMBER CLEARANCE LIGHT 2-WIRE



LIGHT CLEARANCE INCAN WRAP AROUND BARGMAN #86



This 90 degree wrap-around module meets lighting requirements for side markers and clearance lights and doubles as a Class "A" side-reflex reflector. The light meets DOT photometric requirements and SAE specs. Bases are available in either white or black. The molded socket with two wires protects the bulb from road shock and the molded grommet protects the wiring.

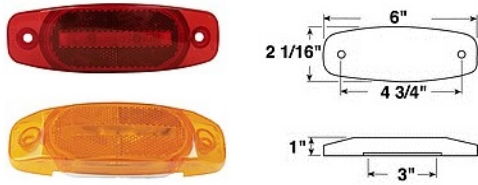
Dimensions 5-3/4" x 4-3/8" x 2-3/16"

Order No.	MFG#	Description
583-8202	34-86-202	MARKER LIGHT BARGMAN # 86 RED WITH BLACK BASE
583-8671	34-86-711	LENS ONLY WRAP AROUND #86 BARGMAN RED
583-8672	34-86-712	LENS ONLY WRAP AROUND #86 BARGMAN AMBER WSL

Lighting, Clearance Lights (INCAN)



CLEARANCE LIGHT INCAN PETERSON # 130



- Original, hard-hat style clearance or side marker light with built-in reflector optics; eliminates need for separate reflector.
- Contains two bulbs for maximum light output.
- Utilizes one lead wire and grounds through mounting screws.
- Available in amber or red.

Order No.	MFG#	Description
582-0130	MR2060A	CLEARANCE LIGHT INCAN PETERSON # 130 AMBER
582-0131	MR2060R	CLEARANCE LIGHT INCAN PETERSON # 130 RED

Lighting, Taillights (INCAN)



LIGHT S/T/TL INCAN 5.75 SQ W/ REV

Universal Combination Red Lamp w/ 3-stud mounting (same as the GROTE-50972 & 50920, PETERSON-445, and TRUCKLITE-4025 & 4027)



TL6400

Order No.	MFG#	Description
581-6400	TL6400	TAILLIGHT 5.75 SQ W/REV (POPULAR ON TRUCKS)

Lighting, Taillights (INCAN)



LIGHT S/T/TL INCAN BARGMAN #86



583-8101

583-8103

These lights meet DOT photometric requirements and SAE specs. Backup light has a clear lens surrounded by a Class "A" reflector. Bases are available in either white or black. All include J-slot bayonet sockets for dependable flicker-free operation and 16 gauge supply and ground wiring. Available in horizontal or vertical mount.

Dimensions: 5-13/16" x 5-3/8" x 2-7/8"

Order No.	MFG#	Description
583-8101	34-86-101	INCAN RECTANGLE 5-13/16" x 4-3/8" S/T/TL RED /BLACK BASE
583-8103	34-86-103	INCAN RECTANGLE 5-13/16" X 4-3/8" S/T/TL RED VERTICAL MOUNT W/CLEAR BACK UP BLACK BASE
583-8470	34-84-700	LENS ONLY RED W/BACK UP HORIZONTAL MOUNT
583-8471	34-84-711	LENS ONLY RED W/BACK UP VERTICAL MOUNT

Lighting, Taillights (INCAN)



LIGHT S/T/TL INCAN RECESSED DOUBLE & TRIPLE BARGMAN #84



These double lights are available for vertical or horizontal mounting. Polypropylene bases are impervious to UV and weather exposure. These stylish units with their radiused corners come in black, white and colonial white. Clear backup light lenses are surrounded by a Class "A" red reflex lens. All lenses meet DOT photometric requirements and SAE specs. All include J-slot bayonet sockets for dependable flicker-free operation and 16 gauge supply and ground wiring.

Double lights - Cutout: 8-7/16" x 5 1/2"
Overall: 9-13/16" x 6-15/16" x 1-1/4" w/ 1" depth.


Triple lights - Cutout 12-11/16" x 5-1/2"
Overall 14-1/16" x 6-15/16" x 1-1/4" w/ 1" depth

Order No.	MFG#	Description
583-4527	34-84-527	TAIL LIGHT BARGMAN #84 DOUBLE RECESSED RED LIGHT BLACK BASE NO BACK-UP
583-8409	34-84-009	TAIL LIGHT BARGMAN #84 TRIPLE RECESSED HORIZONTAL MOUNT RED LIGHT BLACK BASE WITH BACK UP
583-8470	34-84-700	LENS ONLY BARGMAN #84 RED HORIZONTAL MOUNT WITH BACK UP
583-8471	34-84-711	LENS ONLY BARGMAN #84 RED VERTICAL MOUNT WITH BACK UP

Lighting, Taillights (INCAN)



LIGHT S/T/TL INCAN SURFACE MOUNT PETERSON (SAME AS BARG. #91)



SAME AS BARGMAN #91 TAILLIGHT

- Surface mount rear combination tail light.
- Available with license plate bracket and license light.
- Available with or without integral back-up light.
- Popular for RV applications.
- Self-service Viz Pack packaging.

Order No.	REF.	MFG#	Description
583-1001	A	V25911	TAILLIGHT COMPLETE WHITE BASE
583-1002	B	V25912	TAILLIGHT COMPLETE WHITE BASE W/ BACK-UP
583-1003	C	V25913	TAILLIGHT COMPLETE WHITE BASE W/ LICENSE LIGHT & BRACKET
583-1004	D	V25914	TAILLIGHT COMPLETE W/ WHITE BASE W/ BACK-UP & LIC. LIGHT & BRACKET
583-9012	A	V25911-25	LENS ONLY FOR LIGHT 583-1001
583-9704	B	V25912-25	LENS ONLY FOR LIGHT 583-1002
583-9708	C	V25913-25	LENS ONLY FOR LIGHT 583-1003
583-9713	D	V25914-25	LENS ONLY FOR LIGHT 583-1004

Lighting, Taillights (INCAN)



LIGHT S/T/TL INCAN SURFACE MOUNT BARGMAN #92

Radius styling Bargman #92 series tail light. Available with or without backup lenses, in red with white or black bases. All include automotive corrosion resistant bulb sockets and 16 gauge supply and ground wiring. These lights meet and exceed DOT requirements and are designed for long life and easy installation. Designed for horizontal mounting only. Left Hand (LH) units include clear plastic at bottom to illuminate license plate.

Dimensions: 8-9/16" X 4-9/16" X 2-1/8"



Order No.	MFG#	Description
583-9002	30-92-002	TAIL LIGHT BARGMAN RH #92 RED WHITE BASE SURFACE MOUNT WITH BACK UP
583-9003	34-92-003	TAIL LIGHT BARGMAN LH #92 RED WHITE BASE SURFACE MOUNT WITH LICENSE LIGHT & BRACKET
583-9106	34-92-106	TAIL LIGHT BARGMAN RH #92 RED BLACK BASE SURFACE MOUNT
583-9107	30-92-102	TAIL LIGHT BARGMAN RH #92 RED BLACK BASE SURFACE MOUNT WITH LICENSE LIGHT & BRACKET
583-9108	30-92-108	TAIL LIGHT BARGMAN LH #92 RED WITH BLACK BASE SURFACE MOUNT WITH LICENSE LIGHT & BRACKET
583-9109	30-93-109	TAIL LIGHT BARGMAN LH #92 RED WITH BLACK BASE SURFACE MOUNT WITH BACK UP LICENSE LIGHT & BRACKET
583-2704	34-92-704	LENS ONLY BARGMAN RH #92 RED WITH BACK UP NO LICENSE
583-2708	34-92-708	LENS ONLY BARGMAN LH #92 RED WITH OUT BACK UP WITH LICENSE
583-2012	34-92-012	LENS BARGMAN RH #92 RED WITH OUT BACK UP & LICENSE
583-2713	34-92-713	LENS ONLY BARGMAN LH #92 RED WITH BACK UP & LICENSE LIGHT

Lighting, Taillights (INCAN)



COMMAND COMPACT 12 VOLT SURFACE MOUNT TAILLIGHT



Corrosion free design utilizes S-8 style lamp maintaining high reliability in demanding environments. Available with a license plate bracket. Uses type 3157 replacement bulb, 2.1 amp. Made in the USA.

Order No.	MFG#	Description
600-0381	003-81	SURFACE MNT TAILLIGHT RH
600-0382	003-81L	SURFACE MNT TAILLIGHT W/ LIC. PLATE BRKT LH
600-9187	89-187	LENS ONLY RED
600-9188	89-188	LENS ONLY CLEAR FOR LIC PLATE SIDE
600-0003	003-81LB	SURFACE MOUNT TAILLIGHT W/ LIC. AND BLACK BASE LH
600-0030	00381B	SURFACE MOUNT TAILLIGHT W/ BLACK BASE RH

Lighting, Taillights (INCAN)



LIGHT S/T/TL INCAN PETERSON #457

Combination tail light with polar white base. Includes the following functions: stop, turn tail, rear reflex, and license light (LH LIGHT ONLY). LH light includes license illuminator and license plate mounting bracket. Grounds through mounting hardware.

Dimensions: 5-1/16" H x 8-13/16" W x 2-3/4" D

Order No.	MFG#	Description
582-2533	M457	TAILLIGHT PETERSON M457 RH WHT
582-2534	M457L	TAILLIGHT PETERSON M457 LH WHT
582-4571	B457-15	LENS ONLY RH RED NO LICENSE LIGHT
582-4572	B457-L-15	LENS ONLY RH RED W/LICENSE LIGHT

LIGHT S/T/TL INCAN OBLONG 5-IN-1 COMBO



Combination lamp with stop, tail, turn, reflector, and license functions. Flat back, corrosion-proof, shock-absorbing DURAMOLD® base. 180 full lens illumination.

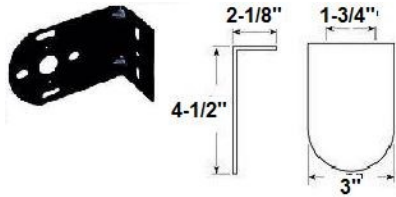
Dimensions: 6-11/16" W x 4-5/8" H x 2-7/16" D

Order No.	MFG#	Description
586-0762	50762	INCAN OBLONG S/T/TL RED 5-1

Lighting, Taillights (INCAN)



LIGHT UNIVERSAL MOUNTING BRACKET FOR STUD MOUNTED



Universal mounting bracket, black powder coat finish, 3" Wide x 4-1/2" Tall, for use with most Peterson stud mounted tail lights.

Order No.	MFG#	Description
582-5109	510-9	BRACKET UNIVERSAL MOUNTING PETERSON #510



LIGHT S/T/TL INCAN 3-3/4" ROUND STUD MOUNT 2" BETWEEN STUDS



3-3/4" two inches between studs for mounting. One with license light, one without.

Order No.	MFG#	Description
580-4280	M428	INCAN 3-3/4" ROUND S/T/TL RED 2 STUD MOUNT W/LICENSE LIGHT LH
580-4281	M428S	INCAN 3-3/4" ROUND S/T/TL RED 2 STUD MOUNT RH
580-2015	420-15	REPLACEMENT LENS 3-3/4" ROUND



LIGHT S/T/TL INCAN 4-1/4" ROUND 2 STUD MOUNT



4-1/4" round two stud mount. 4-1/4" acrylic snap-on lens, and is available with or without a license light. Has 16 gauge supply wiring and is self-grounding.

Dimensions: 4-1/4" dia. X 3-1/8"

Order No.	MFG#	Description
580-4640	TL4402L	INCAN 4-1/4" ROUND S/T/TL RED W/LICENSE LIGHT LH
580-4641	TL4402	INCAN 4-1/4" ROUND S/T/TL RED NO LICENSE LIGHT RH

Lighting, Taillights (INCAN)



LIGHT S/T/TL INCAN 5-1/4" ROUND W/ REFLEX LENS BARGMAN #1600

5-1/4" round light has rear class "A" reflex reflector and built-in clearance/side marker with reflex lens. The light is available with or without a license light. 16 gauge supply wiring and is self-grounding.

Dimensions: 5-1/2" X 5-3/8" X 3-1/8"

COMPLETE LIGHT NLA

Order No.	MFG#	Description
580-9022	34-17-011	LENS ONLY TAILLIGHT RED (SNAP ON STYLE) WSL



TAILLIGHT UNDER 80 #80 SERIES



Universal 2" on center stud mounting. Screw-on main and side marker lens allow for easy bulb replacement. This tail light is designed for a variety of under 80" light-duty trailers. Wiring uses quick connect and disconnect features. These tail lights meet FMVSS/CMVSS 108 requirements. Size is 5.13" x 4.59" x 2.87". PUSH-IN WIRE ON BACK

Order No.	MFG#	Description
584-3283	TL4400L	TAILLIGHT 5" SQ LH PUSH-IN WIRE BARG # 80
584-3284	TL4400	TAILLIGHT 5" SQ RH PUSH-IN WIRE BARG # 80
584-3286	TLR5450	LENS ONLY FOR TAILLIGHT BARG # 80
584-3287	MRR2020R	LENS FOR SIDE MARKER BARG. # 80



LIGHT S/T/TL INCAN 5" SQUARE 2 STUD MOUNT SUBMER



5-1/4" x 4-5/8" submersible 2 stud mount trailer lights. These are for trailers under 80" wide. Available with license light and no license light.

Order No.	MFG#	Description
589-4693	TL5441L	INCAN 5" SQUARE S/T/TL RED 2 STUD MOUNT W/LICENSE SUBMER UNDER 80" LH
589-4694	TL5441	INCAN 5" SQUARE RED S/T/TL 2 STUD MOUNT NO LICENSE SUBMER UNDER 80" RH
580-0962	TLR5450	LENS ONLY RED

Lighting, Taillights (INCAN)



LIGHT S/T/TL INCAN 5" SQUARE OVER 80



5-3/4" L x 4-1/2" W x 2-7/8" D; Corrosion resistant; replaceable lenses and bulbs; shockproof socket; 2-stud mount on 2" centers; quick connect wiring; 2-bulb incandescent

Order No.	MFG#	Description
581-4440	TL4440	TAILLIGHT 5.75" OVER 80 RH
581-4441	TL4440L	TAILLIGHT 5.75" OVER 80 LH (LIC PLATE LIGHT)
584-4003	MTTLR54503	REPLACEMENT SIDE LENS
580-0962	TLR5450	REPLACEMENT FRONT LENS



LIGHT S/T/TL INCAN 5-1/2" GROM MOUNT SEALED

5-1/2" Sealed incandescent lights. Rubber mounting grommet and 3 prong pigtail plug sold separately.



Order No.	MFG#	Description
589-5500	SE4060R	INCAN 5-1/2" RECTANGLE S/T/TL RED SEALED
589-5502	MTGR4060	GROMMET 5-1/2" RECTANGULAR
582-1491	MTPT9530	3-WIRE PLUG RIGHT ANGLE 10-1/2" LONG PIGTAIL



LIGHT S/T/TL INCAN 4" ROUND SEALED PETERSON #427K

4" round red sealed taillight kit includes light with reflex, grommet, and straight plug. Mounting bracket and right angle plug must be ordered separately.

Dimensions: 4-1/4" Dia. with grommet x 1-1/16" Deep

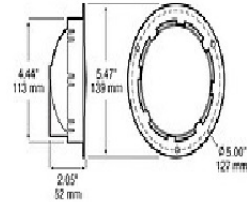


Order No.	MFG#	Description
582-4270	MTKT3405R	TAIL LIGHT SEALED ROUND W/GROMMET & PLUG
582-1491	MTPT9530	PLUG RIGHT ANGLE PETERSON 10-1/2" LONG PIGTAIL
582-4269	MTMB4000	BRACKET ROUND RECESSED T-LIGHT

Lighting, Taillights (INCAN)



LIGHT S/T/TL INCAN 4" ROUND FLANGE MOUNT M424R



- Sealed, 4" round stop, turn, and tail light may be used on both curbside and roadside of vehicle or trailer.
- Polycarbonate lens is welded to housing to form single unit
- 424 light flange-mounts in 4 1/2" hole and secures with three screws or rivets.

Order No.	MFG#	Description
582-0424	SEF4000R-2	TAILLIGHT 4" FLANGE MOUNT
582-1491	MTPT9530	PLUG RIGHT ANGLE 10-1/2" LONG PIGTAIL



LIGHT S/T/TL BACK UP 4" ROUND INCAN GROM MOUNT SEALED

4" round sealed incandescent lights.



Order No.	MFG#	Description
589-0040	MTSE4000R	INCAN 4" ROUND S/T/TL RED GROM MOUNT
589-0042	MTSE4000C	INCAN 4" ROUND BACK UP LIGHT CLEAR GROM MOUNT
589-0004	MTGR4000	GROMMET 4" ROUND
582-1491	MTPT9530	3-WIRE PLUG RIGHT ANGLE 10-1/2" LONG PIGTAIL



LIGHT S/T/TL INCAN 4" ROUND FLUSH MOUNT PETERSON #413

4" round red double wire flush mount, black housing, ground through mounting screws.



Order No.	MFG#	Description
583-6802	M413	TAILLIGHT RECESSED 4" ROUND
580-4115	410-15R	LENS RECESSED TAILLIGHT
582-4269	426-09	BRACKET ROUND RECESSED T-LIGHT

Lighting, Taillights (INCAN)



WATERPROOF SEALED INCAN SEALED 6-1/2" OVAL LIGHT



Oval design allows for installation in narrow channels. Hermetically sealed lens-to-base seals out corrosion contributing salt and rain. Structurally immune to extreme heat and cold. Lenses meet FMVSS/CMVSS 108 requirements. Rubber grommet and three wire pigtail can be purchased separately or as a kit. Mounting bracket of 11 ga. steel available separately. Size is 6-1/2" x 2-1/4" x 2-3/8" depth, Cutout: 6-3/4" x 2-1/2"

Order No.	MFG#	Description
584-6031	KT3260R	COMPLETE KIT S/T/LT ,GROMMET, AND PIGTAIL
584-4006	MTSE2238R	INCAN RED LIGHT ONLY S/T/TL 6-1/2" OVAL
584-6003	SE2238C	INCAN CLEAR LIGHT ONLY 6-1/2 OVAL
589-6503	MTSE2238A	INCAN AMBER LIGHT ONLY 6-1/2" OVAL
582-6500	MTGR2238	GROMMET ONLY 6-1/2" OVAL
582-1491	MTPT9530	3-WIRE PLUG RIGHT ANGLE 10-1/2" LONG PIGTAIL
582-4219	MTMB2238	MOUNTING BRACKET 6-1/2" OVAL BLK POWDER COATED
584-0000		LIGHT MOUNTING BOX 6.5 OVAL (RAW STEEL) W/ 2" MARKER LIGHT
584-1000		LIGHT MOUNTING BOX 6.5 OVAL (RAW STEEL) 3/4" MARKER LIGHT



SUBMERSIBLE TAILLIGHT 4X6 LOW PROFILE



Unique, compact size and shape allows these lights to fit where space is limited. The lens is sonically-sealed to the base providing a "bell jar", making this lamp fully submersible with easily replaceable bulbs. These lights meet FMVSS/CMVSS 108 requirements for trailers over 80" wide when properly mounted. Pre-wired with molded plugs for easy installation. Size is 6" x 3-1/2" x 2-1/4"

Order No.	MFG#	Description
584-3075	ST56RS	7-FUNCTION TAILLIGHT 4X6 RH
584-3025	ST57RS	8 FUNCTION TAILLIGHT 4X6 LH

Lighting, Taillights (INCAN)



WATERPROOF OVER 80 LOW PROFILE TAILLIGHTS



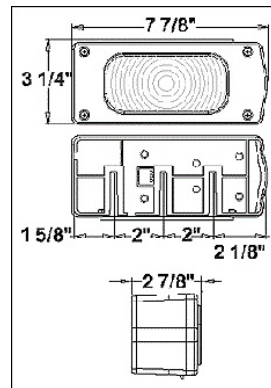
Featuring a reliable waterproof design, these lights have a bulb replaceable capsule that protects the bulbs from corrosion and thermal shock but still allows for easy access for bulb replacement. These lights meet FMVSS/CMVSS 108 requirements for trailers over 80" wide when properly mounted.

Size is 8" x 2 7/8" x 2 3/4"

Order No.	MFG#	Description
584-6554	ST16RB	TAILLIGHT 7 FUNCTION SUBMERSIBLE RH
584-6504	ST17RB	TAILLIGHT 8 FUNCTION SUBMERSIBLE LH
584-3076	403076	TAILLIGHT 7 FUNCTION RH (PKG)
584-3026	403026	TAILLIGHT 8 FUNCTION LH (PKG)
584-3336	403336	LENS REPLACEMENT SET (2- TAIL,2-SIDEMARKER W/ SCREWS)



LIGHT S/T/TL INCAN 8" SUBMERSIBLE 36/37 SERIES



- Waterproof, low profile design for marine applications
- Screw-on lens, easy to change bulbs
- Mount on 2" centers
- Includes separate ground wire with eyelet
- Shock-proof socket guarantees long bulb life
- Acrylic lens, corrosion proof plastic housing
- Passenger side light is 7-function: stop, turn, rear clearance, rear reflex, side marker, and side reflex
- Driver side light also includes license illuminator
- Stainless steel mounting hardware

Order No.	MFG#	Description
588-0037	ST37RPG	TAILLIGHT SUBMERSIBLE 8" W/ PLUG (LH)
588-0039	A39RB	REPLACEMENT LENS FOR TAILLIGHT
588-0137	A37RB	REPLACEMENT SIDE MARKER LENS

Lighting, Taillights (INCAN)

LIGHT S/T/TL INCAN 9" WRAP-AROUND 5 IN 1 COMBO



Red incandescent wrap-around 5-in-1 tail lamp designed for utility and snowmobile trailers. 5-in-1 functions include S/T/TL, side marker, and reflector. 12 volt: 2.1 amp.
Dimensions: 9" L. x 2-1/2" H. x 2-7/8" D.

Order No.	MFG#	Description
580-5236	52362	INCAN 9" RECTANGLE S/T/TL LH RED
580-5237	52372	INCAN 9" RECTANGLE S/T/TL RH RED
580-9090	92382	FACE & SIDE LENS ONLY RED 5-IN-1 WRAP AROUND 9" RECTANGULAR
580-9091	92392	SIDE LENS ONLY RED 5-IN-1 WRAP AROUND 9" RECTANGULAR

Lighting, License Plate Lights & Brackets

LICENSE PLATE BOLTS & NUTS

Bolts & nuts for license plate.



Order No.	MFG#	Description
282-2575	2575	LICENSE PLATE BOLT/NUT 100PK



LICENSE BRACKET UNIVERSAL PETERSON



Brackets are designed for use with most PM stud-mounted tail lights and are available in either zinc-plated steel or molded plastic. Plastic bracket series resists corrosion, flexes on impact, and is available in black.
Dimensions Steel: 8-1/2" W at bottom 2-3/4" W at top
Dimensions Plastic: 8" W at bottom 2-3/4" W at top

Order No.	MFG#	Description
582-4289	B428-09	LICENSE PLATE BRACKET METAL
582-4409	B440-09	LICENSE PLATE BRACKET PLASTIC



LICENSE BRACKETS BARGMAN

Metal license plate brackets by Bargman.



Order No.	MFG#	Description
583-6030	34-62-030	LICENSE PLATE BRACKET METAL 16 GA. GALV. STEEL
583-7210	34-72-100	LICENSE PLATE BRACKET 16 GA. ZINC PLATED

Lighting, License Plate Lights & Brackets



LIGHT LICENSE INCAN BARGMAN #62



License plate light with ABS body construction. The light is available in black or white. The molded socket protects bulb from road shock and has two wires to eliminate surface ground. The separate 18 gauge galvanized steel license bracket is sold separately.

Order No.	MFG#	Description
583-6012	34-62-102	LIGHT LICENSE PLATE BLACK HOUSING
583-6013	34-62-103	LIGHT LICENSE PLATE WHITE HOUSING
583-6030	34-62-030	LICENSE PLATE BRACKET METAL



LICENSE PLATE LIGHT W/ BRACKET



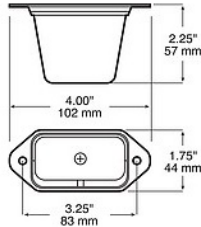
License Plate Light w/ Black plastic or steel bracket, self-grounding, single wire construction

Order No.	MFG#	Description
584-2315	LP55CB	LICENSE PLATE LIGHT W/ PLASTIC BRACKET
584-0052	LP52CB	LICENSE PLATE LIGHT W/ STEEL BRKT

Lighting, License Plate Lights & Brackets

OptroNICS

LICENCE PLATE LIGHT



- Features our patented VIBAR® socket, tough polycarbonate lens, and ABS hood.
- All internal parts are durable stainless steel or tinned-brass.
- Surface mounts on 3 1/4" centers.

Order No.	MFG#	Description
582-0436	LP51CB	LIC. PLATE LIGHT

TecNiq
Changing the Shape of Light™

LICENCE PLATE BEZEL W/ LED LIGHT



Surface mount using just (4) screws. 14.25 x 8.35 x 0.72.

Order No.	MFG#	Description
587-0000	L90-0B00-K	BEZEL ONLY (NO LIGHT)
587-0011	L31-WB00-1	BEZEL WITH LED LIGHT

COMMAND MODERN LICENSE PLATE LIGHT AND BRKT

Combination license plate light with molded bracket.
Colors available: Polar White, and Black.



Order No.	MFG#	Description
600-0370	003-70P	LICENSE PLATE LIGHT WHITE
600-3708	003-70B	LICENSE PLATE LIGHT BLACK

Lighting, License Plate Lights & Brackets

LIGHT LICENSE INCAN W/ BRACKET



White Corrosion-proof, shock absorbing ABS construction clear lamp.
Dimensions: 8-1/2" W x 3-27/32" H.

Order No.	MFG#	Description
586-0131	60131	LICENSE LIGHT WITH BRACKET CLEAR LAMP GROTE VERSALITE

TecNiq
Changing the Shape of Light™

L10 LICENSE LIGHT 2" VERT. LED



- SAE DOT rated
- IP68 Rated - Dust and water proof
- TecSeal Urethane Potting - Guaranteed Circuit Board Protection
- Durable impact resistant lens
- Life performance over 50,000 hours
- Easily mounts using just two screws
- Available in our black or chrome finish

Order No.	MFG#	Description
587-1115	L10-WCOO-1	LED LICENSE LIGHT CHROME 2" VERT.
587-2000	L10-WBOO-1	LED LICENSE LIGHT BLACK 2" VERT.

Lighting, License Plate Lights & Brackets



L11 LICENSE LIGHT 1" VERT. LED



- SAE DOT rated
- IP68 Rated - Dust and water proof
- TecSeal Urethane Potting - Guaranteed Circuit Board Protection
- Durable impact resistant lens
- Life performance over 50,000 hours
- Easily mounts using just two screws
- Available in our black or chrome finish

Order No.	MFG#	Description
587-1116	L11-WB00-1	LED LICENSE PLATE LIGHT 1" VERT. BLK BASE
587-1117	L11-WCOO-1	LED LICENSE PLATE LIGHT 1" VERT. CHROME BASE



L12 LICENSE LIGHT 3/4" HORZ. LED



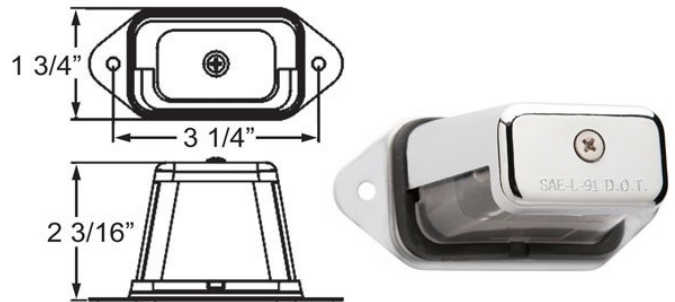
- SAE DOT rated
- IP68 Rated - Dust and water proof
- TecSeal Urethane Potting - Guaranteed Circuit Board Protection
- Durable impact resistant lens
- Life performance over 50,000 hours
- Easily mounts using just two screws
- Available in our black or chrome finish

Order No.	MFG#	Description
587-1118	L12-WR00-1	LED LICENSE LIGHT 3/4" HORZ. BLACK BASE
587-1119	L12-WCOO-1	LED LICENSE LIGHT 3/4" HORZ. CHROME BASE

Lighting, License Plate Lights & Brackets



Surface Mount LED License Lights

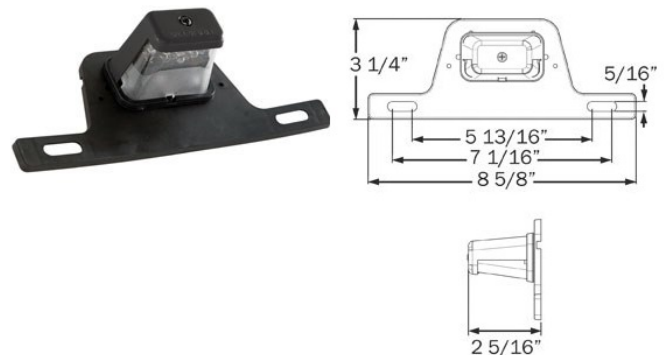


- Surface mount design available with ear-mount in stainless steel for corrosion resistance
- Chrome finish ABS plastic hood, polycarbonate lens
- Hard wired design includes both lead and ground wire

Order No.	MFG#	Description
588-0043	LPL43CB	LED LICENSE PLATE LIGHT EAR MOUNT



LED License Light with Bracket



- Light attached to corrosion proof black bracket
- Surface mount on 3-1/4" centers
- Design includes both lead and ground wire

Order No.	MFG#	Description
588-0055	LPL55CB	LED LICENSE PLATE LIGHT W/ ABS BRKT
588-1156	LPL56CB	LED LICENSE PLATE LIGHT W/ STEEL BRKT.



Sealed LED License Light




- Sonically sealed, waterproof
- Use with LP25SB bracket and designated license plate brackets
- Design includes both lead and ground wire

Order No.	MFG#	Description
588-0091	LPL91CB	LICENSE PLATE SEALED LED LIGHT

Lighting, Clearance Lights (LED)



LED Fender Light



- Reversible - one product can be used for both driver and passenger side of trailer
- Sealed, waterproof, P2 rated single LED red/amber light with durable ABS, surface mount bracket
- >Hard wired, includes separate ground wire

Order No.	MFG#	Description
588-0180	MCL180ARB	LED FENDER LIGHT AND BEZEL



S90 LIGHT FENDER LED BI COLOR



Combines an amber and red LED to meet the clearance lamp requirements for the furthest extent requirement of trailers. Fender light was intentionally designed into the smallest possible package to nearly eliminate damage and disturb the look of the trailer as minimally as possible.

Order No.	MFG#	Description
587-0001	S90-O000-1	LED BI-COLOR FENDER LIGHT CLEAR LENS WITH (1) AMBER & (1) RED LIGHT 12" PIGTAIL WIRE
587-0002	S90-OB00-1	LED FENDER LIGHT WIRE GUIDE BLACK
587-0003	S90-OCO0-1	LED FENDER LIGHT WIRE GUIDE CHROME
587-0004	S90-OSSO-1	LED FENDER LIGHT COVER STAINLESS STEEL

Lighting, Clearance Lights (LED)



LED FENDER CLEARANCE LIGHT



Compact and Waterproof, Durable polycarbonate construction with rubber gasket

1-1/2" tall x 5-1/4" long

Order No.	MFG#	Description
584-4201	54201-011	LED FENDER LIGHT - LEFT SIDE
584-4203	54201-013	LED FENDER LIGHT - RIGHT SIDE
584-4204	54201-014	LED FENDER LIGHT KIT (BOTH SIDES)



S91 LED FENDER LIGHT 4"



- New fender light with excellent durability
- Fully submersible bi-color red/amber LED fender light
- Part of the S180 side marker family
- TecSeal Urethane Potting - Guaranteed Circuit Board Protection
- Excellent UV Resistance - Automotive exterior lighting grade polycarbonate
- IP68 Rated - Dust and water proof
- Reliable performance over 100,000 hours
- Low amp draw easily mounts with just two screws

Order No.	MFG#	Description
587-1125	S91-AROO-1	LED FENDER LIGHT RED/AMBER
587-1126	S91-ARCO-1	LED FENDER LIGHT RED/AMBER W/ CLEAR LENS

Lighting, Clearance Lights (LED)



S33 LIGHT SIDE MARKER MINI LED 3/4" ROUND P2 RATED



3/4" round LED P2 rated mini sidemarker light. Easily installed by pressing into 3/4" hole 10 year warranty.

P2 rated - means light emitted is visible at approx. a 45 degree angle.

Order No.	MFG#	Description
587-3301	S33-RR00-1	LED 3/4" ROUND MINI P2 SIDEMRKER RED LIGHT & LENS
587-3302	S33-AA00-1	LED 3/4" ROUND MINI P2 SIDEMRKER AMBER LIGHT & LENS



S34 LIGHT SIDE MARKER MINI LED 3/4" ROUND PC RATED



- Easily mounts into standard 3/4" hole, no alignment required
- Excellent UV Resistance - Automotive exterior lighting grade polycarbonate
- TecSeal Urethane Potting - Guaranteed Circuit Board Protection
- IP68 Rated - Dust and waterproof
- Durable impact resistant lens
- PC/P2 output exceeds FMVSS 108 specifications
- Reliable performance over 100,000 hours
- 0.97" DEEP

Order No.	MFG#	Description
587-3402	S34-AA09-1	3/4" PC/P2 RATED MARKER LIGHT (AMBER)
587-3401	S34-RR09-1	3/4" PC/P2 RATED MARKER LIGHT (RED)
587-0034	S34-AC09-1	3/4" PC/P2 RATED MARKER LIGHT (AMBER) CLEAR LENS
587-0134	S34-RC09-1	3/4" PC/P2 RATED MARKER LIGHT (RED) CLEAR LENS

Lighting, Clearance Lights (LED)



S37 LIGHT SIDE MARKER MINI 3/4" ROUND PC RATED



- New mini 3/4" grommet mount clearance markers, half the depth allowing for installation in very tight spaces
- TecSeal Urethane Potting - Guaranteed Circuit Board Protection
- IP68 rated - Dust and Water proof
- PC / P2 output exceeds FMVSS 108 specs
- Reliable performance over 100,000 hours
- 0.63" DEEP

Order No.	MFG#	Description
587-0237	S37-AA09-1	3/4" PC/P2 RATED MARKER LIGHT (AMBER)
587-0337	S37-RR09-1	3/4" PC/P2 RATED MARKER LIGHT (RED)
587-0437	S37-AC09-1	3/4" PC/P2 RATED MARKER LIGHT (AMBER) CLEAR LENS
587-0537	S37-RC09-1	3/4" PC/P2 RATED MARKER LIGHT (RED) CLEAR LENS

Lighting, Clearance Lights (LED)



LIGHT SIDE MARKER MINI LED 3/4" ROUND PC RATED



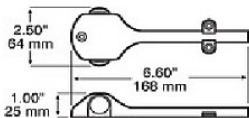
3/4" round LED PC rated mini sidemarker light. Easily installed by pressing into 3/4" hole 10 year warranty.

PC rated - means light emitted is visible at approx. a 180 degree angle. It is recommended that PC rated lights should be used when installed at a trailer corner to meet DOT regulations.

Order No.	MFG#	Description
581-0701	LED700R	LED 3/4" ROUND MINI PC SIDEMRKER RED LIGHT & LENS
581-0700	LED700A	LED 3/4" ROUND MINI PC SIDEMRKER AMBER LIGHT & LENS
581-7000	LEDO700C	LED 3/4" ROUND MINI PC SIDEMARKER CLEAR LIGHT/CLEAR LENS
581-7001	LEDO700CA	LED 3/4" ROUND MINI PC SIDEMARKER AMBER LIGHT/CLEAR LENS
581-7002	LEDO700CR	LED 3/4" ROUND MINI PC SIDEMARKER RED LIGHT/CLEAR LENS
582-0177	B-177-18	3/4" GROMMET ROUND



LIGHT FENDER MOUNT 3/4"



- Features dual single-diode 3/4" LED lights.
- Forward-facing amber and rear-facing red lights are integrated into a single unit.
- Surface-mount design mounts easily with three screws (not included).
- Rugged, corrosion-resistant bracket made of thick, rigid black plastic.
- Low profile shape with smooth, rounded corners resists snagging on obstacles.
- Wire junctions completely sealed in thick urethane potting material.
- 9-16 volt operating range.
- Max current draw 0.2A @ 12V.

Order No.	MFG#	Description
582-0277	MCL12ARRB	FENDER LIGHT 3/4" W/ BEZEL RH
582-1277	MCL12ARLB	FENDER LIGHT 3/4" W/ BEZEL LH

Lighting, Clearance Lights (LED)



S21 LIGHT SIDE MARKER LED 2" ROUND P2 RATED



2" round sealed low profile P2 rated sidemarker lights, Body mounting by two #8 screws on 1.375" centers, circular lens output increases mounting options, 9" pigtail wire. 10 year warranty

Though the light looks oval it really is round the way the mounting works it looks oval go figure

P2 rated - means light emitted is visible at approx. a 45 degree angle. PC rated - means light emitted is visible at approx. a 180 degree angle. It is recommended that PC rated lights should be used when installed at a trailer corner to meet DOT regulations.

Order No.	MFG#	Description
587-2101	S21-RROO-1	LED 2" OVAL P2 RATED SIDEMARKER RED LIGHT & LENS
587-2102	S21-AA00-1	LED 2" OVAL P2 RATED SIDEMARKER AMBER LIGHT & LENS
587-1132	S21-ACO-O-1	LED 2" OVAL P2 RATED SIDEMARKER AMBER LIGHT/ CLEAR LENS
587-1133	S21-RCOO-1	LED 2" OVAL P2 RATED SIDEMARKER RED LIGHT/ CLEAR LENS



LIGHT LED CLEARANCE MARKER & INTERIOR / UTILITY LIGHT EAR MOUNT 3/4" X 1"



3/4" x 1" surface mount clearance lights. Available in amber & red. White ABS mounting bracket with 2-3/4" hole mounting centers. Each light has 3 LEDs and a 1 wire connection w/ ground in base.

Order No.	MFG#	Description
589-2701	CPL27A	LED EAR MOUNT MARKER, INTERIOR, OR UTILITY LIGHT AMBER LIGHT & LENS
589-2702	CPL27R	LED EAR MOUNT MARKER, INTERIOR, OR UTILITY LIGHT RED LIGHT & LENS

Lighting, Clearance Lights (LED)



S14 LIGHT LED STUD MOUNT



- Brilliant illumination in a compact size
- IP 68 Rated - Dust and water proof
- TecSeal Urethane Potting - Guaranteed Circuit Board Protection
- Stud-mounted, no visible fasteners
- Exceeds FMVSS 108 standards
- Reliable performance over 100,000 hours
- Vertical mount positions meets P2 specifications, while horizontal mount meets PC specifications

Order No.	MFG#	Description
587-1127	S14-AASO-1	STUD MOUNT LED CLEARANCE LIGHT AMBER
587-1128	S14-ACSO-1	STUD MOUNT LED CLEARANCE LIGHT AMBER/CLEAR LENS
587-1129	S14-RRSO-1	STUD MOUNT LED CLEARANCE LIGHT RED
587-1130	S14-RCSO-1	STUD MOUNT LED CLEARANCE LIGHT RED/CLEAR LENS

Lighting, Clearance Lights (LED)



S17 LIGHT CLEARANCE 2"X1" SURFACE MOUNT

Surface mounted PC/P2 rated marker light

- Optional chrome bezel, offers premium appearance
- Custom fit TPE gaskets also available
- Automotive exterior lighting grade polycarbonate
- TecSeal Urethane Potting - Guaranteed Circuit Board Protection
- IP68 Rated - Dust and water proof
- Exceeds FMVSS 108 standards
- Reliable performance over 100,000 hours



Order No.	MFG#	Description
587-1134	S17-AAOP-1	LED CLEARANCE LIGHT 2X1 AMBER (SURFACE MNT)
587-1135	S17-ACOP-1	LED CLEARANCE LIGHT 2X1 AMBER W/ CLEAR LENS (SURFACE MNT)
587-1136	S17-RROP-1	LED CLEARANCE LIGHT 2X1 RED (SURFACE MNT)
587-1137	S17-RCOP-1	LED CLEARANCE LIGHT 2X1 RED LIGHT W/ CLEAR LENS (SURFACE MNT)
587-1138	S17-OB00-1	BLACK BASE FOR THE S17 LIGHTS
587-1139	S17-OG00-1	SMALL GASKET FOR THE S17 LIGHT
587-1140	S17-OGBO-1	BLACK BASE & LARGE GASKET FOR THE S17 LIGHTS
587-1141	S17-OC00-1	CHROME BASE FOR S17 LIGHT
587-1142	S17-OGCO-1	CHROME BASE AND GASKET FOR S17 LIGHT

Lighting, Clearance Lights (LED)



S38 LED SURFACE MOUNT MARKER LIGHT



New surface mounted mini clearance markers, offer a great appearance, easy installation, and can be purchased with available gasket. Also now available, our new mini 3/4" grommet mount clearance markers, half the depth allowing for installation in very tight spaces. Easily mounts with two screws Excellent UV Resistance - Automotive exterior lighting grade polycarbonate TecSeal Urethane Potting - Guaranteed Circuit Board Protection IP68 Rated - Dust and water proof Durable impact resistant lens PC/P2 output exceeds FMVSS 108 specifications Reliable performance over 100,000 hours

Order No.	MFG#	Description
587-3809	S38-RR09-1	PC RATED SURFACE MOUNT LED MARKER (RED)
587-3810	S38-RC09-1	PC RATED SURFACE MOUNT LED MARKER (CLEAR/RED)
587-3811	S38-AA09-1	PC RATED SURFACE MOUNT LED MARKER (AMBER)
587-3812	S38-AC09-1	PC RATED SURFACE MOUNT LED MARKER (CLEAR/AMBER)

Lighting, Clearance Lights (LED)



S15 LIGHT CLEARANCE 1X2 LED



Surface mount installation, with our durable mounting base


- Excellent UV Resistance - Automotive exterior lighting grade polycarbonate
- TecSeal Urethane Potting - Guaranteed Circuit Board Protection
- IP68 Rated - Dust and water proof
- Durable impact resistant lens
- Exceeds FMVSS 108 standards
- Reliable performance over 100,000 hours
- Standard non-polarized connector

Order No.	MFG#	Description
587-1143	S15-AA00-1	LED CLEARANCE LIGHT 1X2 AMBER (LIGHT ONLY)
587-1144	S15-AC00-1	LED CLEARANCE LIGHT 1X2 AMBER W/ CLEAR LENS (LIGHT ONLY)
587-1145	S15-RR00-1	LED CLEARANCE LIGHT 1X2 RED (LIGHT ONLY)
587-1146	S15-RC00-1	LED CLEARANCE LIGHT 1X2 RED W/ CLEAR LENS (LIGHT ONLY)
587-1147	S15-OB00-1	BLACK BASE FOR S15 LIGHT
587-1148	S15-OSAP-1	CHROME BASE FOR S15 LIGHT
587-1149	S15-OGO-1	RUBBER GROMMET FOR S15 LIGHT

Lighting, Clearance Lights (LED)



LED MARKER LIGHT STUD MOUNT

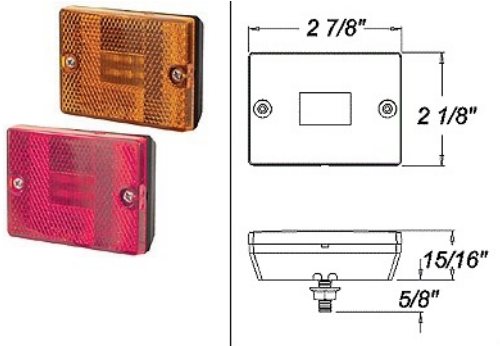


Waterproof LED clearance/side marker lights. One piece design with thru-lens mounting holes. Single stud on base, 1/4" hole required, provides self-ground. Features wire harness with either one or two wire configurations that includes notched wires or molded single bullets and/or barrels. P2/P3 rated. 2.64" x 1.14" x .97" w/.43" depth (mounting: (2) .25 dia. hole - 1.9" centers)

Order No.	MFG#	Description
584-6851	47-106851	LED MARKER LIGHT AMBER
584-7043	47-107043	LED MARKER LIGHT RED



STUD MOUNT CLEARANCE LIGHT LED



- Stud mount black base; two-wire design
- Lens with reflex eliminates need for separate reflector

Order No.	MFG#	Description
588-3600	MCL36RB	LED STUD MOUNT CLEARANCE LIGHT AMBER
588-3601	MCL36RB	LED STUD MOUNT CLEARANCE LIGHT RED

Lighting, Clearance Lights (LED)



LIGHT CLEARANCE LED BARG #37 SERIES



Waterproof LED clearance/side marker light designed for easy installation. Snap lock base mount. Size is 2-7/8" x 1-1/2" x 1"

Order No.	MFG#	Description
584-4737	MCL91RB	CLEARANCE LIGHT LED RED COMPLETE KIT
584-7370	MCL91AB	CLEARANCE LIGHT LED AMBER COMPLETE KIT
584-3700	AL91RB	LIGHT ONLY LED RED
584-3702	AL91AB	LIGHT ONLY LED AMBER
584-7020	BM1021CB	BASE ONLY BLACK SINGLE W/ WIRE
584-6293	BM1021C	BASE ONLY CHROME W/WIRE
589-2608	MTGR1225	GROMMET 2-1/2 RECTANGULAR
582-1429	A46PB	PLUG 6" LEAD W/#10 RING TERM. ON GRND. WIRE LEAD
584-6334	A91LW	SINGLE WIRE LEAD FOR BASE WITH GRND

Lighting, Clearance Lights (LED)

Optri-NICS

CLEARANCE LIGHT LED BARG. # 38 SERIES



LED clearance/side marker light designed for easy installation. Snap lock base mount.


Size is 3-3/4X 1-1/4

Order No.	MFG#	Description
584-4238	MCL77RB	CLEARANCE LIGHT LED RED COMPLETE KIT
584-2380	MCL77AB	CLEARANCE LIGHT LED AMBER COMPLETE KIT
589-3751	MCL75AB	LIGHT ONLY LED AMBER
588-0065	MCL65CAB	LIGHT ONLY CLEAR/AMBER
589-3752	MCL75RB	LIGHT ONLY LED RED
588-0165	MCL65CRB	LIGHT ONLY CLEAR/RED
584-3800	MCL65ARB	LIGHT ONLY RED/AMBER (FENDER)
588-1165	MCL65CARB	LIGHT ONLY FENDER CLEAR (RED/AMBER)
584-8020	BM1040BB	BLACK BASE ONLY, SELF-GROUNDING W/ SING. BLK WIRE
588-6500	UCL65CB	LIGHT ONLY LED (CLEAR)

Lighting, Clearance Lights (LED)

TecNiq
Changing the Shape of Light™

S18 LED CLEARANCE LIGHT 3.5"X.75"



- Great combination of sleek, smooth design that is extremely tough
- Vertical mount position meets P2 specifications, while horizontal mount meets PC specifications.
- Excellent UV Resistance - Automotive exterior lighting grade polycarbonate
- TecSeal Urethane Potting - Guaranteed Circuit Board Protection
- IP68 Rated - Dust and water proof
- Durable impact resistant lens
- Exceeds FMVSS 108 standards
- Reliable life performance over 100,000 hours

Order No.	MFG#	Description
587-1120	S18-AAGO-1	CLEARANCE LIGHT 3.5"X.75" AMBER LED
587-1121	S18-ACGO-1	CLEARANCE LIGHT 3.5"X.75" AMBER/CLEAR LENS LED
587-1122	S18-RRGO-1	CLEARANCE LIGHT 3.5"X.75" RED LED
587-1123	S18-RCGO-1	CLEARANCE LIGHT 3.5"X.75" RED/CLEAR LENS LED
587-1124	S18-WCOO-1	CLEARANCE LIGHT 3.5"X.75" CLEAR LED

TecNiq
Changing the Shape of Light™

S19 LIGHT SIDE MARKER LED PC RATED 1" x 4"



LED PC rated sidemarker sealed lights non-polarized male connector plugs into standard base 10 year warranty.

PC rated - means light emitted is visible at approx. a 180 degree angle. It is recommended that PC rated lights should be used when installed at a trailer corner to meet DOT regulations.

Order No.	MTG#	Description
587-1901	S19-RROO-1	LED SIDMRKER RED 1"x4" S190 RED LIGHT & LENS
587-1902	S19-AAOO-1	LED SIDMRKER AMB 1"x4" AMBER LIGHT & LENS
587-1903	S19-OB00-1	LED BASE BLK 1"x4"
587-1131	S19-OC00-1	LED BASE CHROME 1"x4"
587-2001	S19-RCOO-1	LED SIDEMARKER RED LEDS W/ CLEAR LENS
587-2002	S19-ACOO-1	LED SIDEMARKER AMBER LEDS W/ CLEAR LENS

Lighting, Clearance Lights (LED)



LIGHT CLEARANCE 2" LED ROUND

2" round marker lights with 10 LEDs



Order No.	MFG#	Description
589-2101	LED2000-10A	LED 2" ROUND AMBER (10 DIODE)
589-0012	LED2000-10R	LED 2" ROUND RED (10 DIODE)
581-2000	LED2000C-10A	LED 2" RND CLEAR W/ AMBER LED (10 DIODE)
581-2001	LED2000C-10R	LED 2" RND CLEAR W/ RED LED (10 DIODE)
589-2708	MTGR2000	GROMMET 2" ROUND
589-2507	MTPT6020	PLUG 2 WIRE
589-2000	LED2000-4R	LED 2" ROUND RED (4 DIODE)
589-2001	LED2000-4A	LED 2" ROUND AMBER (4 DIODE)
581-7201	LED7200R	LED 2" BEEHIVE RED
581-7200	LED7200A	LED 2" BEEHIVE AMBER



S30 LIGHT CLEARANCE 2" LED ROUND



- Grommet mounted industry standard size
- TecSeal Urethane Potting - Guaranteed Circuit Board Protection
- Excellent UV Resistance - Automotive exterior lighting grade polycarbonate
- IP68 Rated - Dust and water proof with hermetic seal
- Durable impact resistant lens
- Exceeds FMVSS 108 standards
- Standard non-polarized connector
- Reliable performance for 100,000 hours

Order No.	MFG#	Description
587-0030	S30-AA00-1	2" ROUND LOW PROFILE (AMBER) LIGHT ONLY
587-0130		2" ROUND LOW PROFILE (RED) LIGHT ONLY
589-2708	MTGR2000	GROMMET 2" ROUND
589-2507	MTPT6020	PLUG 2 WIRE

Lighting, Clearance Lights (LED)



LIGHT CLEARANCE LED 2.5" ROUND

2-1/2" round amber and red 13 diode lights and amber and red 8 diode lights with reflex in the lens.



Order No.	MFG#	Description
589-2501	LED2500-13A	LED 2-1/2" ROUND AMBER
589-2504	LED2500-13R	LED 2-1/2" ROUND RED
589-2502	LED2500-12A	LED 2-1/2" ROUND AMBER W/REFLEX
589-2506	LED2500-12R	LED 2-1/2" ROUND RED W/REFLEX
581-2500	LED2500C-13A	LED 2-1/2" RND CLEAR W/ AMBER LEDS
581-2501	LED2500C-13R	LED 2-1/2" RND CLEAR W/ RED LEDS
589-2500	LED2500-4A	LED 2.5" ROUND AMBER (4-DIODE)
589-0250	LED2500-4R	LED 2.5" ROUND RED (4-DIODE)
589-2508	MTGR2500	GROMMET 2-1/2" ROUND
589-2507	MTPT6020	PLUG 2 WIRE



S12 LIGHT CLEARANCE 2.5" ROUND



- TecSeal Urethane Potting - Guaranteed Circuit Board Protection
- Excellent UV Resistance - Automotive exterior lighting grade polycarbonate
- IP68 Rated - Dust and water proof with hermetic seal
- Durable impact resistant lens
- Exceeds FMVSS 108 standards
- Reliable performance over 100,000 hours
- Standard non-polarized connector

Order No.	MFG#	Description
587-1200	S12-AA00-1	2.5 ROUND GROMMET MOUNT PC RATED, LIGHT ONLY (AMBER)
587-1202	S12-RR00-1	2.5 ROUND GROMMET MOUNT PC RATED, LIGHT ONLY (RED)
589-2508	MTGR2500	2.5" ROUND GROMMET
589-2507	MTPT6020	PLUG 2-WIRE
587-0041	S12-RR40-1	2.5 ROUND LED LIGHT (4 DIODE) RED LIGHT ONLY
587-0400	S12-AA40-1	2.5 ROUND LIGHT LED (4 DIODE) AMBER LIGHT ONLY

Lighting, Clearance Lights (LED)



S22 LED CLEARANCE LIGHT 2X6

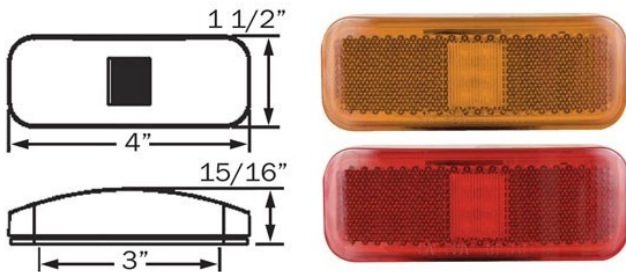


- Integrated retro-reflector, eliminating the need for additional reflectors
- TecSeal urethane potting - guaranteed circuit board protection
- Excellent UV Resistance- automotive exterior lighting grade polycarbonate
- IP65 rated- dust & waterproof
- Durable impact resistant lens
- Exceeds FMVSS 108 requirements
- Reliable performance over 100,000 hours
- 2-Idiode leds

Order No.	MFG#	Description
587-2201	S22-RR00-1	LED CLEARANCE LIGHT 2X6 (RED) PC RATED
587-2202	S22-AAO-0-1	LED CLEARANCE LIGHT 2X6 (AMBER) PC RATED
587-0035	S99-0035-1	PLUG 2-POLE SURE SEAL W/ 8" LEADS (REQUIRED FOR THE S22 LIGHTS)



Surface Mount LED Marker/Clearance Lights with Reflex



- Snap-on, replaceable lens
- Surface mount white base, mounts on 3" centers
- Lens with reflex eliminates need for separate reflector
- Single wire and two-wire designs available

Order No.	MFG#	Description
588-0040	MCL40AB	LED MARKER LIGHT AMBER 2-WIRE
588-0140	MCL40RB	LED MARKER LIGHT RED 2-WIRE

Lighting, Clearance Lights (LED)



Side Marker Clearance Light LED #59 w/White Base



Rugged ABS base with LED light engine assembled directly into reflectorized acrylic lens. LED light engine consists of 2 LED lights that are mounted into a circuit board that is then potted and sealed to protect against water and other elements.

Size is 4" x 2" x 1-1/32" w/ 5/8" depth

Order No.	MFG#	Description
584-7591	47-59-001	Side Marker Clearance Light LED #59 Red w/White Base



LED COMMAND RECTANGULAR CLEARANCE LIGHT



Rectangular light with and rounded corners. Unique one piece base design combines economy with styling. 50 milliamps. SAE approved.

Order No.	MFG#	Description
600-1359	003-59L	LED CLEARANCE LIGHT RED WHITE BASE
600-3582	003-58L	LED CLEARANCE LIGHT AMBER WHITE BASE
600-2359	003-59LB	LED CLEARANCE LIGHT RED BLACK BASE
600-3358	003-58LB	LED CLEARANCE LIGHT AMBER BLACK BASE
600-8918	89-181R	RED LENS ONLY
600-9181	89-181A	AMBER LENS ONLY

Lighting, Clearance Lights (LED)



LED CLEARANCE LIGHT ELLIPTICAL (COMMAND)




New modern design. LED oval clearance light with built-in reflex, surface mount. Optional chrome ring can be used and lights can be mounted horizontal or vertical.

Order No.	MFG#	Description
600-0013	003-52R	LED CLEARANCE LIGHT RED
600-1003	003-51A	LED CLEARANCE LIGHT AMBER



T12 LIGHT LED LIGHT BAR 15" RED LIGHTS RED LENS



This quality 15" lamp is designed to fit in narrow channels and beams and adjacent to cargo doors. Incorporating 3 automotive grade next generation LED's, it provides a bright, large area illumination pattern for maximum safety. Lamp is designed to be narrower and thinner than most lamp on the market while still meeting FMVSS requirements, it can be mounted in many unique locations where space is a premium.

Order No.	MFG#	Description
587-1201	T12-RR00-1	LED ID BAR LOW PROFILE 15" x 1-1/4" x 1/2" (RED LIGHT & LENS)
587-0012	T12-RCO0-1	LED ID BAR LOW PROFILE 15" X 1-1/4" X 1/2" (RED LED/ CLR LENS)

Lighting, Clearance Lights (LED)



LED LIGHT BAR STAINLESS STEEL BASE



Light bar with three waterproof red lights. Stainless steel base with stud mounting.

Size is 14-1/4" x 1-3/16" x 1-1/16"

Order No.	MFG#	Description
584-9004	47-99-004	LED LIGHT BAR SS



S51 LED ID LIGHT BAR 16.5"L



- Fully submersible LED Identification bar
- New sleek design matches S180 side marker
- TecSeal Urethane Potting - Guaranteed Circuit Board Protection
- Durable impact resistant lens
- Available in colored or clear impact resistant lens
- IP68 rating while exceeding FMVSS 108 standards
- Reliable performance over 100,000 hours

Order No.	MFG#	Description
587-1113	S51-RR00-1	TRI-BAR LED LIGHT BAR BLACK BASE RED LIGHTS
587-1114	S51-RC00-1	TRI-BAR LED LIGHT BAR BLACK BASE RED/CLEAR LENS

Lighting, Clearance Lights (LED)

LED LIGHT BAR W/ REFLEX LENS



This LED light bar with 3 diodes is designed for a narrow rail surface mounting. Features include built-in reflex reflectors and stainless steel grommet mounting holes. Prewired (supply and ground) for easy installation. 15.84" x 2.29" - Mounting holes on 14.49" centers

Order No.	MFG#	Description
584-7540	47-54-002	LED LIGHT BAR W/ REFLEX LENS



LIGHT LED 17" ID LIGHT BAR WITH 3 LIGHTS




17" long black identification bar light with (3) - 2-1/2" red lights. Mounts on 16" centers

Order No.	MFG#	Description
589-2632	MCL83RB	LED 17" BLACK ID LITEBAR WITH 3 RED 2-1/2" x 1-1/4" LIGHTS
588-0083	MCL83RCB	LED 17" BLACK ID LITEBAR WITH 3 CLR/RED LIGHTS
588-0193	A93PB	REPLACEMENT HARNESS FOR LIGHT BAR



Ultrathin LED Identification Light Bars for Over 80" Applications



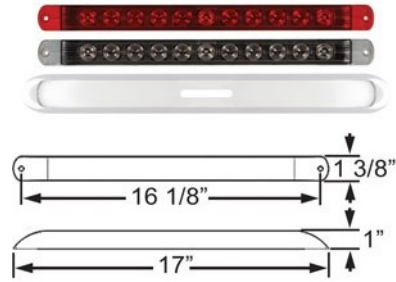
- Sonically sealed, waterproof
- Ultra thin – only 5/8" thick
- Design includes both lead and ground wire

Order No.	MFG#	Description
588-0070	MCL70RB	LED ID LIGHT BAR 5/8" THICK
588-0170	MCL70RCB	LED ID LIGHT BAR 5/8" THICK CLEAR/RED

Lighting, Clearance Lights (LED)



Sealed LED Identification Light Bars for Over 80" Applications



- Sonically sealed, waterproof
- Ultra thin – only 5/8" thick
- Design includes both lead and ground wire

Order No.	MFG#	Description
588-0078	MCL78RB	LED I.D LIGHT BAR 1" THICK
588-0088	MCL88RCB	LED I.D. LIGHT BAR 1" THICK CLEAR/RED



S50 SEALED LED ID LIGHT BAR FOR OVER 80" APPLICATIONS



- Submersible over 80" ID bar
- Rugged impact resistant design
- TecSeal Urethane Potting- Guaranteed Circuit Board Protection
- IP68 rating while exceeding FMVSS 108 standards
- Reliable performance over 100,000 hours

Order No.	MFG#	Description
587-0050	S50-RRBO-1	TRI-BAR RED RED LENS BLACK BODY
587-0150	S50-RCBO-1	TRI-BAR RED CLEAR LENS BLACK BODY



S52 LED V-BEND ID LIGHT BAR



Fully Submersible LED ID bar, Durable impact resistant lens, 9" mounting hole spacing, Surface mount, 7" sheathed pigtail.

Order No.	MFG#	Description
587-0100	S52-RR10-1	LED V-BEND ID LIGHT BAR (CLEAR LENS/ RED LED)
587-5200	S52-RR00-1	LED V-BEND ID LIGHT BAR (RED LENS & LED)

Lighting, Clearance Lights (LED)



LED TURN/CLEARANCE LIGHT

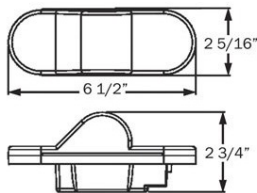


Flange mount style, 6.5 oval clearance/ turn signal, 10 Diode

Order No.	MFG#	Description
588-0075	STL78AB	CLEARANCE/ TURN LED FLANGE MNT AMBER LIGHT



LED TURN/CLEARANCE E2 RATED LIGHT



- Sonically sealed, waterproof
- E2 rated for vehicles less than 30 feet in length
- Available with standard PL-3 or optional weathertight connection

Order No.	MFG#	Description
588-0175	STL75AB	LED TURN/CLEARANCE LIGHT (AMBER)

Lighting, Taillights (LED)



LED ELLIPTICAL TAILLIGHT (COMMAND)



New! Surface mount LED Stop-Tail-Turn with Reflex. Can be mounted both horizontal or vertical. Optional chrome ring can be used with 003-85 (without license plate bracket). 2.5 watts, .21 amps, SAE approved

Order No.	MFG#	Description
600-0085	003-85L	LED TAILLIGHT ELLIPTICAL W/ LIC. PLATE BRKT. LH
600-0385	003-85	LED TAILLIGHT ELLIPTICAL RH
600-0378	89-378	CHROME BEZEL RING



LED COMMAND SURFACE MOUNT TAILLIGHT



Classic surface mount styling and ease of installation in an LED format. Includes Class "A" reflex. Unit is supplied with straight wire leads. SAE approved, FMVSS-108. Made in USA. 8 5/8" X 3 3/4" X 2 1/8"

Order No.	MFG#	Description
600-1181	003-81BM1	LED SURFACE MOUNT TAILLIGHT BLACK BASE RH
600-3181	003-81BLM1	LED SURFACE MOUNT TAILLIGHT W/ LIC. PLATE BRKT. BLACK BASE LH
600-0187	89-187L	REPLACEMENT LENS ONLY
600-1381	003-81M1	LED SURFACE MOUNT TAILLIGHT WHITE BASE RH
600-3381	003-81LM1	LED SURFACE MOUNT TAILLIGHT W/ LIC. PLATE BRKT. WHITE BASE LH

Lighting, Taillights (LED)



T40 LIGHT S/T/TL LED 4" ROUND S/T/TL GROM OR FLANGE MOUNT

4" round sealed LED tail light . Mounts with grommet or anti-theft ring.



Order No.	MFG#	Description
587-4000	T40-RROT-1	LED 4" ROUND S/T/TL GROMMET MOUNT 3-POLE PLUG (RED LIGHT & LENS)
587-4010	T40-RCFT-1	LED 4" ROUND S/T/TL FLANGE MOUNT TRIPOLE CONNECTION RED LIGHT CLEAR LENS
587-4020	T40-OSO-0-1	4" ROUND STAINLESS STEEL FLANGE COVER
587-4991	T99-0010-1	PLUG TRIPOLE STRAIGHT
587-4992	T99-0020-1	PLUG TRIPOLE 90 DEGREE
587-9904	T99-0040-1	AMP PLUG



LIGHT S/T/TL LED 4" ROUND GROM MOUNT SEALED

4" round LED Lights. 10 LED diodes and polycarbonate lens.



Order No.	MFG#	Description
589-4003	MTKTL400-0-10R	LED RED 4" ROUND S/T/TL LIGHT KIT (INC. GROMMET & PLUG)
589-4002	LED4000-10R	LED RED 4" ROUND S/T/TL GROMMET MNT LIGHT ONLY
589-4010	LED4000-10C	LED CLEAR BACK-UP GROMMET MNT LIGHT ONLY
581-4000	LED4000C-10R	LED CLEAR W/RED LED S/T/TL GROMMET MNT LIGHT ONLY
581-4001	LED4000C-10A	LED CLEAR W/AMBER LED GROMMET MNT LIGHT ONLY
589-0004	MTGR4000	GROMMET 4" ROUND
582-1491	MTPT9530	3-WIRE PLUG RIGHT ANGLE 10-1/2" LONG PIGTAIL
582-4269	MTMB4000	BRACKET FOR ROUND RECESSED TAILLIGHT
581-0056	MTKTL400-6-40A	LED AMBER 4" ROUND LIGHT KIT (INC. GROMMET & PLUG) 40-LED

Lighting, Taillights (LED)



T61 LIGHT S/T/TL LED 6" OVAL HORZ SURFACE MOUNT



6" Horizontal surface mounted oval S/T/TL. 10 year warranty.

Order No.	MFG#	Description
587-6005	T61-RRHP-1	LED 6" OVAL S/T/TL HORIZONTAL SURFACE MOUNT RED LIGHT & LENS TRIPOLE CONNECTION
587-6007	T61-BOO-1	6" OVAL SURFACE MOUNT TRIM RING BLACK
587-6008	T61-COO-1	6" OVAL SURFACE MOUNT TRIM RING CHROME
587-4991	T99-0010-1	PLUG TRIPOLE STRAIGHT
587-4992	T99-0020-1	PLUG TRIPOLE 90 DEGREE



LIGHT BACK-UP / UTILITY LED 6-1/2" OVAL SURFACE MOUNT

6-1/2" oval clear back-up / utility light. This light has 10 LEDs with a built-in pigtail for hard wiring. Surface mount design black housing available with or without chrome bezel.



Order No.	MFG#	Description
589-1065	CPL65CL10FB	LED 6-1/2" OVAL BACK UP OR UTILITY LIGHT CLEAR LENS WHITE LIGHT SURFACE MOUNT BLACK HOUSING W/CHROME BEZEL & BUILT IN PIGTAIL

Lighting, Taillights (LED)



T60 LIGHT S/T/TL LED 6" OVAL VERT GROM & SURFACE MOUNT



6" vertical oval S/T/TL grommet & surface mounted. 10 year warranty.

Order No.	MFG#	Description
587-6001	T60-RRVT-1	LED 6" OVAL S/T/TL VERTICAL GROMMET MOUNT RED LIGHT & LENS TRIPOLE CONNECTION
587-6004	T60-RRVP-1	LED 6" OVAL S/T/TL VERTICAL SURFACE MOUNT RED LIGHT & LENS PIGTAIL CONNECTION
587-6003	T60-OGO O-1	GROMMET OVAL 6"
587-6007	T61-BOO-1	6" OVAL SURFACE MOUNT TRIM RING BLACK
587-6008	T61-COO-1	6" OVAL SURFACE MOUNT TRIM RING CHROME
587-4991	T99-0010-1	PLUG TRIPOLE STRAIGHT
587-4992	T99-0020-1	PLUG TRIPOLE 90 DEGREE

Lighting, Taillights (LED)



LED 6-1/2" OVAL GROMMET MOUNTED

Featuring LED Technology, these grommet mount lights with 10 diodes are waterproof and meet FMVSS/CMVSS 108 requirements. Approved for vertical or horizontal mounting. Grommet, 3 prong wiring pigtail and 11 ga. steel mounting bracket available separately.

Size is 6.42" x 2.28" x 1"



Order No.	MFG#	Description
584-5006	KTL2238-10R	LED 6-1/2" RED S/T/TL KIT INCLUDES GROMMET AND PIGTAIL
581-0238	KTL2238C-10R	LED 6-1/2" S/T/TL KIT W/ CLEAR LENS/ RED LEDS INCLUDES GROMMET AND PIGTAIL
584-3561	LED2238-10R	LED RED S/T/TL LIGHT ONLY
584-3565	LED2238-10C	LED CLEAR BACK-UP LIGHT ONLY
584-3564	273564	LED AMBER TURN LIGHT ONLY
581-2238	LED2238 C-10R	LED S/T/TL CLEAR LENS/RED LEDS LIGHT ONLY

Order No.	MFG#	Description
582-6500	MTGR2238	GROMMET ONLY
582-1491	MTPT9530	3- WIRE RIGHT ANGLE PIGTAIL 10-1/2" LONG
582-4219	MTMB2238	MOUNTING BRACKET BLACK POWDER COATED
584-0000	584000	LIGHT MOUNTING BOX 6.5 OVAL (RAW STEEL) W/ 2" MARKER LIGHT
584-1000		LIGHT MOUNTING BOX 6.5 OVAL (RAW STEEL) 3/4" MARKER LIGHT
589-6500	CPL65R-K	LED 6-1/2" RED S/T/TL KIT INCLUDES GROMMET AND PIGTAIL (20 DIODE)
588-0700	STL70RB	LED 6.5 OVAL S/T/TL WITH 48 DIODES (LIGHT ONLY)

Lighting, Taillights (LED)



T68 LIGHT S/T/TL 6" OVAL LED GROMMET MOUNT



- Newest addition to TecNiq's High Visibility stop/turn/tail family
- Durable impact resistant lens
- Fits all industry standard 6" oval applications
- Grommet mount
- 6 diodes

Order No.	MFG#	Description
587-0068	T68-RRGOT-1	T68 TAILLIGHT 6" OVAL

Lighting, Taillights (LED)



T66 LIGHT S/T/TL 6" OVAL LED GROMMET MOUNT



- Smooth Surface, great looking Stop/Tail Turn Light
- Durable impact resistant lens
- Fits all industry standard 6" oval applications
- Available in grommet or surface mount
- Can be mounted horizontal, vertical or at any angle
- TecSeal Urethane Potting- Guaranteed Circuit Board Protection
- Excellent UV Resistance - Automotive exterior lighting grade polycarbonate
- IP68 Rated - Dust and Waterproof with hermetic seal
- Meets all FMVSS 108 requirements for wide and narrow vehicles
- Reliable performance over 100,000 hours
- 6- led diodes

Order No.	MFG#	Description
587-0066	T66-RRROT-1	LED 6" OVAL S/T/TL GROMMET MOUNT (RED LENS) 3-POLE PLUG
587-0166	T66-RCOT-1	LED 6" OVAL S/T/TL GROMMET MOUNT (CLEAR LENS / RED LED) 3-POLE PLUG
587-6666	T66-RCSP-1	LED 6" OVAL S/T/TL SURFACE MOUNT (CLEAR LENS / RED LED)



LED 6-1/2 OVAL TAILLIGHT (GLO-LIGHT)



- Sonically sealed, waterproof
- Mount in any 360 degree position
- Available in tinted and clear lens models
- Available with standard PL-3 or optional weathertight connection

Order No.	MFG#	Description
588-0111	STL111RMB	TAILLIGHT 6.5" OVAL (GLO-LIGHT) RED
588-0045	A45PMB	HARNES 3-PIN STRAIGHT PLUG (WEATHER PROOF)

Lighting, Taillights (LED)

OptroNICS

78/88 SERIES 6" OVAL SURFACE MOUNT LED TAILLIGHT



- Sonically sealed, waterproof
- Mount in any 360 degree position
- Flange surface mount- no panel cut-out required
- Hard wired, with optional molded connectors
- Lifetime LED warranty
- 10 diodes

Order No.	MFG#	Description
588-0178	STL78RB	TAILLIGHT OVAL STT (LED) SURFACE MOUNT

OptroNICS

73 SERIES 6" OVAL SURFACE MOUNT LED (FLEET COUNT)



FLEET count 6" oval led surface mount light

- Sonically sealed, waterproof
- Flange surface mount design is hard wired requiring no panel cut-out, Includes ground wire
- Lifetime LED warranty
- 6- Diodes

Order No.	MFG#	Description
588-0173	STL73RB	TAILLIGHT 6" OVAL SURFACE MOUNT (FLEET COUNT)

Lighting, Taillights (LED)

TecNiq
Changing the Shape of Light™

T70 LIGHT S/T/TL 6" OVAL W/ REVERSE



- Save time and money with our new combination Stop/Tail/Turn and Reverse Light
- Fits all standard 6" oval applications
- 360 optics allow lights to be mounted at any angle
- Available in grommet, surface, or flange mount
- High intensity function only draws 0.14A at 12VDC
- Reverse function uses an additional 0.30A
- Lifetime Warranty

Order No.	MFG#	Description
587-1110	T70-RCOP-1	TAIL LIGHT 6" OVAL STT W/ REVERSE - GROMMET MOUNT (LIGHT ONLY)
587-1111	T70-RCFP-1	TAIL LIGHT 6" OVAL STT W/ REVERSE - FLANGE MNT
587-1112	T70-RCSP-1	TAIL LIGHT 6" OVAL STT W/ REVERSE - SURFACE MNT
587-0070	T70-RWO T-1	TAILLIGHT 6" OVAL STT W/ REVERSE & 3 POLE PLUG - GROMMET MOUNT

Lighting, Taillights (LED)



T60 LIGHT S/T/TL LED 6" OVAL HORZ GROMMET MOUNT



6" Horizontal grommet mounted oval S/T/TL. 10 year warranty.

Order No.	MFG#	Description
587-6006	T60-RRHT-1	LED 6" OVAL S/T/TL HORIZONTAL GROMMET MOUNT RED LIGHT & LENS TRIPOLE CONNECTION
587-6003	T60-OGO-1	GROMMET OVAL 6"
587-4991	T99-0010-1	PLUG TRIPOLE STRAIGHT
587-4992	T99-0020-1	PLUG TRIPOLE 90 DEGREE



T71 LIGHT S/T/TL LED 5-1/2" RECTANGLE



8 diodes. TecNiqa t71 brightness is hard to miss. This grommet mount light can be installes at any angle and stil meet DOT compliance.

Order No.	MFG#	Description
587-0071	T71-RROT-1	TAILLIGHT RECTANGLE 5.5" LED (RED) LIGHT ONLY (3-PRONG PLUG)



LIGHT S/T/TL LED 5-1/2" SEALED RECTANGLE

5-1/2" rectangular red led light has 24 LEDs.



Order No.	MFG#	Description
589-5501	LED4060-24R	LED 5-1/2" RECTANGULAR S/T/TL SEALED
589-5502	MTGR4060	GROMMET 5-1/2" RECTANGULAR
582-1491	MTPT9530	3-WIRE PLUG RIGHT ANGLE 10-1/2" LONG PIGTAIL

Lighting, Taillights (LED)



T85 LIGHT S/T/TL LED 4" SQUARE



- Multi-Function 4" box tail light
- TecSeal Urethane Potting - Guaranteed Circuit Board Protection
- IP68 Rated - Dust and water proof with hermetic seal
- Durable impact resistant lens
- Meets all FMVSS 108 requirements for narrow and wide vehicles
- Reliable performance over 100,00 hours
- Fits standard mounting as a direct replacement (DOES NOT COME WITH BOLTS)
- Functions include: Stop / Turn / Tail / Clearance / Side Marker / Side Reflector / Rear Reflector / License Plate Light (left only)

Order No.	MFG#	Description
587-0085	T85-RRRP-1	7 FUNCTION 4" BOX TAIL LIGHT (RH)
587-0185	T85-RRLP-1	8 FUNCTION 4" BOX TAIL LIGHT (LH)



LIGHT S/T/TL LED 5" SQUARE 2 STUD MOUNT SUBMER



589-1002 589-1001

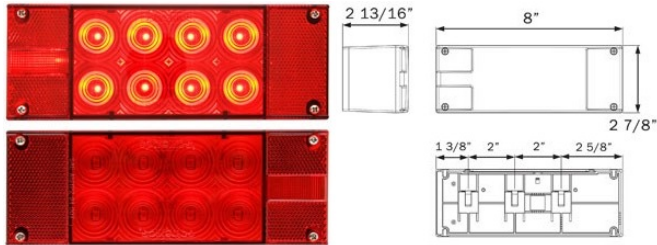
LED with 2 stud mounting for trailers. One light with 12 LEDs and 4 LED side marker and one light with 12 LEDs and 4-LED side marker and 4-LED license light.

Order No.	MFG#	Description
589-1001	STL8RB	LED 5" SQUARE S/T/TL 2 STUD MOUNT RED NO LICENSE SUBMER RH
589-1002	STL9RB	LED 5" SQUARE S/T/TL 2 STUD MOUNT RED W LICENSE SUBMER LH

Lighting, Taillights (LED)



LOW PROFILE TAILLIGHT LED (FLEET COUNT)




- Designed for marine trailer application
- Sealed, waterproof construction
- Universal mount
- Hard wired, with separate ground wire

Order No.	MFG#	Description
588-0014	STL14RB	LOW PROFILE TAILLIGHT (FLEET COUNT) RH
588-1115	STL15RB	LOW PROFILE TAILLIGHT (FLEET COUNT) LH



T86 TAILLIGHT S/T/TL LED 6" BOX SUBMER



- Multi-Function 6" box tail light
- TecSeal Urethane Potting - Guaranteed Circuit Board Protection
- IP68 Rated - Dust and water proof with hermetic seal
- Durable impact resistant lens
- Meets all FMVSS 108 requirements for narrow and wide vehicles
- Reliable performance over 100,000 hours
- Fits standard mounting as a direct replacement
- Functions include : Stop • Turn • Tail • Clearance • Side marker • Side Reflector • Rear Reflector • License Plate Light (Left)

Order No.	MFG#	Description
587-1000	T86-RRLP-1	TAIL LIGHT 6" BOX 8 FNC LED LH
587-1100	T86-RRRP-1	TAIL LIGHT 6" BOX 7 FNC LED RH

Lighting, Taillights (LED)



LED WATERPROOF 4X6 LOW PROFILE TAILLIGHT

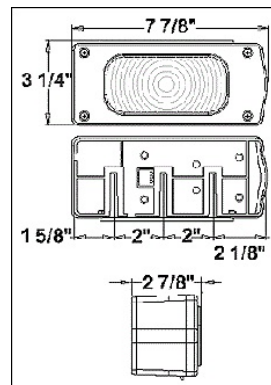


Unique, compact size and shape allows these waterproof lights to fit where space is limited. Meets FMVSS/CMVSS 108 requirements for trailers over 80" wide when properly mounted. Includes stainless steel mounting hardware. Size is 6" x 3-1/2" x 2-1/4"

Order No.	MFG#	Description
588-0156	STL56RB	TAILLIGHT LED 7 FUNCTION RH (OPTRONICS)
588-0157	STL57RB	TAILLIGHT LED 8 FUNCTION LH (OPTRONICS)
584-1584	271584-01	TAILLIGHT LED 7 FUNCTION RH (WESBAR)
584-1585	271585-01	TAILLIGHT LED 8 FUNCTION LH (WESBAR)



Waterproof Universal Mount Combination Tail Lights



- Waterproof, low profile design for marine applications
- Screw-on lens, easy to change bulbs
- Mount on 2" centers
- Includes separate ground wire with eyelet
- Shock-proof socket guarantees long bulb life
- Acrylic lens, corrosion proof plastic housing
- Passenger side light is 7-function: stop, turn, tail, rear clearance, rear reflex, side marker, and side reflex
- Driver side light also includes license illuminator
- Stainless steel mounting hardware

Order No.	MFG#	Description
588-2336	STL36RB	LED S/T/TL (RH) 36/37 SERIES
588-3337	STL37RB	LED S/T/TL (LH) 36/37 SERIES

Lighting, Taillights (LED)



T80 LIGHT S/T/TL LED 8" BOX LIGHT SUBMER



It's not just great looking – it's truly submersible! Meet all requirements for stop, tail, turn, side marker, clearance marker, rear reflector, side reflector and license plate light in a revolutionary, cost-effective design. Although every manufacturer claims that their box light is waterproof, leakage is still the main complaint. We solved this problem by designing the light engine to be less than .6" thick. This guarantees a perfect, waterproof seal every time. And despite the unique design, it still fits in the industry-standard spacing using standard hardware. And if you ever manage to break the lens and the light fills with water, it will still continue to work for years! That's because just like all of our DOT lights, electronics are completely sealed with marine-grade potting compound.

Dimensions: 8" L. x 2.88" W. x 2.88" D.

Order No.	MFG#	Description
587-8000	T80-RRRP-1	LED 8" RECTANGULAR BOX TAIL LIGHT 7 FUNCTION RH PIGTAIL CONNECTION SUBMER
587-8001	T80-RRLP-1	LED 8" RECTANGULAR BOX TAIL LIGHT 8 FUNCTION LH PIGTAIL CONNECTION SUBMER



LIGHT S/T/TL LED 8" X 3" SUBMER 2 STUD MOUNT



Submersible LED trailer lights with acrylic lens and 15 super flux LEDs per light. Reflex in the lens, with or without license light. For over 80" wide trailers. 2 one inch studs that mount on 2" or 4" centers.

Dimensions 8-1/8" W. x 3" H. x 2-7/8" D.

Order No.	MFG#	Description
589-8300	STL16RB	LED 8" W. X 3" H. RECTANGLE S/T/TL RED W/OUT LICENSE LIGHT SUBMER OVER 80" WIDE RH
589-8301	STL17RB	LED 8" W. X 3" H. RECTANGLE S/T/TL RED W/LICENSE LIGHT SUBMER OVER 80" WIDE LH

Lighting, Taillights (LED)



T10 LIGHT S/T/TL LED LOW PROFILE



This quality 15" lamp is designed to fit in narrow channels and beams and adjacent to cargo doors. Has 11 automotive grade next generation LED's, it provides a bright, large area illumination pattern for maximum safety. Lamp is designed to be narrower and thinner than most other lamps on market while still meeting FMVSS requirements, it can be mounted in many unique locations where space is a premium.

Dimensions 15" L. x 1-1/4" H. x 1/2" D.

Order No.	MFG#	Description
587-1001	T10-RROO-1	LED LOW PROFILE S/T/TL RED LIGHT & LENS
587-1301	T10-AAOO-1	LED LOW PROFILE TURN SIDEMARKER LIGHT AMBER LENS & LIGHT
587-0110	T10-LLOO-1	LED LOW PROFILE CLEAR AUX LIGHT
587-1002	T10-RCOO-1	LED LOW PROFILE S/T/TL RED LEDS W/ CLEAR LENS
587-0015	T15-RCWO-1	LED LOW PROFILE S/T/TL/R CLEAR LENS

Lighting, Taillights (LED)



LED NARROW TAILLIGHT

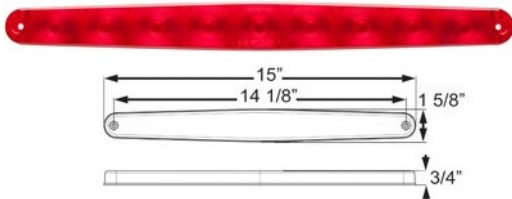


Red LED Low and high function taillight, 14.1" long by 1" wide

Order No.	MFG#	Description
584-4200	54200-015	LED TAILLIGHT
584-0042	54200-016	CHROME BEZEL FOR 584-4200



Thinline LED Stop/Turn/Tail Light



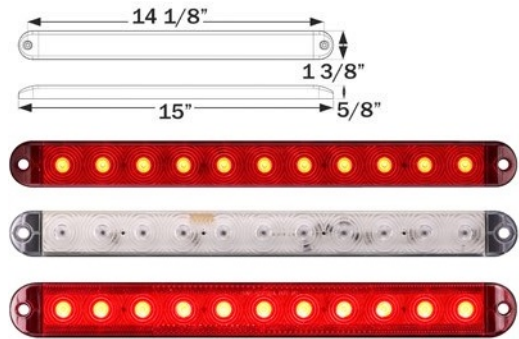
- Sonically sealed, waterproof
- Low profile design—only 5/8" thick
- Surface mount on 14-1/8" centers
- Hard wired with separate ground wire

Order No.	MFG#	Description
588-0063	STL63RB	LED TAILLIGHT RED 63 SERIES
588-0163	STL63CRB	LED TAILLIGHT CLEAR LENS / RED LEDS 63 SERIES

Lighting, Taillights (LED)



Thinline Sealed LED Stop/Turn/Tail Lights

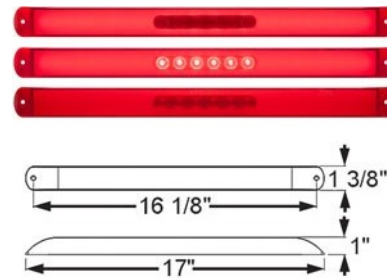


- Sonically sealed, waterproof
- Low profile design—only 5/8" thick
- Surface mount on 14-1/8" centers; optional gasket
- STL69RRXB meets SAE S2 T2 I6 for over 80" wide vehicles and lens features built-in reflex meeting SAE A
- Hard wired with separate ground wire; available with optional molded plugs

Order No.	MFG#	Description
588-0069	STL69RB	LED TAILLIGHT RED 69 SERIES
588-0169	STL69RCB	LED TAILLIGHT CLEAR W/ RED LED 69 SERIES
588-6669	A69CB	CHROME BASE FOR LIGHT 588-0069
588-1169	STL69 RRXB	LED TAILLIGHT W/ REFLEX RED 69 SERIES
588-2269	A69RRXB	CHROME BASE FOR LIGHT 588-1169



GloLight Streamline LED Light



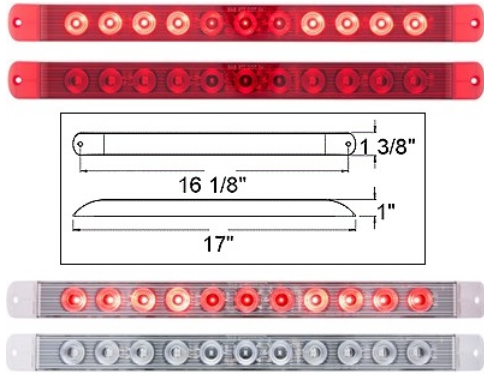
- Sonically sealed, waterproof
- Low profile design—only 1-3/8" high x 1" thick
- Surface mount on 16-1/8" centers
- Hard wired with separate ground wire

Order No.	MFG#	Description
588-0179	STL179RB	GLO S/T/TL STREAMLINE LED LIGHT
588-0079	A79CB	CHROME BASE FOR 588-0179 LIGHT

Lighting, Taillights (LED)



Streamline Sealed LED Lights

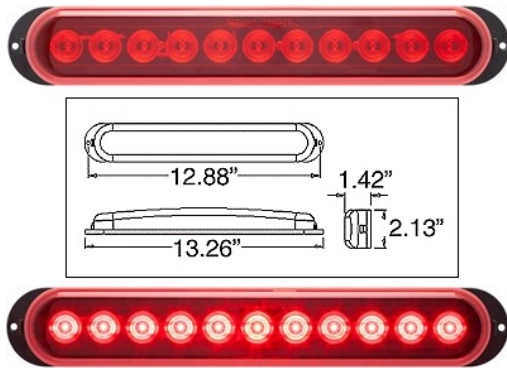


- Sonically sealed, waterproof
- Low profile design—only 1-3/8" high x 1" thick
- Surface mount on 16-1/8" centers
- Available as stop/turn/tail lights and third brake lights
- Hard wired with separate ground wire

Order No.	MFG#	Description
588-0779	STL79RB	STREAMLINE LED TAILLIGHT 79 SERIES
588-0089	STL89RCB	STREAMLINE LED TAILLIGHT CLEAR/RED 79 SERIES
588-0080	STL80RB	THIRD BRAKE LIGHT (STREAMLINE) 79 SERIES



Thinline Sealed LED Stop/Turn/Tail Light for Over 80" Wide Applications



- Replaceable, snap-on red lens
- Clear lens sonically sealed to housing makes light completely waterproof
- Surface mount on 12-7/8" centers
- Meets SAE S2 T2 I6 for over 80" wide vehicles
- Hard wired with separate ground wire

Order No.	MFG#	Description
588-0076	STL76RB	THINLINE S/T/TL LED

Lighting, Interior, Exterior (PORCH) & Utility



E18 4.5" LED UTILITY LIGHT



- Surface mounted for ease of installation - Require one 3/8" wire hole
- Vibratio proff, moisture-resistant design
- Reliable performance over 50,000 hours
- Lamp output of 800 lumens
- Made with high grade polycarbonate for excellent optic quality and impact resistance

Order No.	MFG#	Description
587-0018	E18-LC00-1	12 LED 4.5" X 2.5" NEUTRAL WHITE DOME LIGHT
587-0118	E18-LCS0-1	12 LED 4.5" X 2.5" NEUTRAL WHITE DOME LIGHT WITH SWITCH
587-0318	E18-WCS 0-1	12 LED 4.5" X 2.5" COOL WHITE DOME LIGHT WITH SWITCH

Lighting, Interior, Exterior (PORCH) & Utility



E50 4.5" LED ROUND DOME LIGHT



- Light features 12 high efficiency LEDs
- Sleek and stylish surface mount design
- Available with or without integrated ON/OFF switch
- Two mounting hole patterns, hidden behind the lens
- Reliable performance over 50,000 hours

Order No.	MFG#	Description
587-5000	E50-MC00-1	4.5" ROUND INTERIOR LIGHT WARM WHITE
587-5001	E50-MCS0-1	4.5" ROUND INTERIOR LIGHT (WARM WHITE) WITH SWITCH
587-5003	E50-WC00-1	4.5" ROUND INTERIOR LIGHT (COOL WHITE)
587-5005	E50-WCS0-1	4.5" ROUND INTERIOR LIGHT (COOL WHITE) WITH SWITCH



E51 3.5" X 6" LED OVAL DOME LIGHT



- Lamp features 12 high efficiency LEDs
- Sleek and stylish surface mount design
- Available with or without integrated ON/OFF switch
- Two mounting hole pattern, hidden behind the lens
- Reliable performance over 50,000 hours

Order No.	MFG#	Description
587-5002	E51-MCS0-1	3.5 X 6 OVAL INTERIOR LIGHT (WARM WHITE) WITH SWITCH
587-5102	E51-WCS0-1	3.5 X 6 OVAL INTERIOR LIGHT (COOL WHITE) WITH SWITCH

Lighting, Interior, Exterior (PORCH) & Utility



E32 3.5" X 14" INTERIOR LIGHT



- Easy to install - Just need a 1/4" hole for the wire feed and four screws
- Lens/Cover snaps on securely - giving a great looking light, no visible fasteners
- Light base is powder coated white for excellent corrosion resistance
- Massive amount of lumens for a 14" light - 2200 lumens

Order No.	MFG#	Description
587-0032	E32-L000-1	INTERIOR 4K WHITE 42 LED SURFACE MOUNT LIGHT



COMMAND MEGA STAR INTERIOR LIGHT

High Intensity, surface mount, designed to maximize light output, enhance surrounding decor, and fully disperse light pattern. Available in a single or double version. Unbreakable lens. CSA Certified.



Order No.	MFG#	Description
600-1801	001-801XP	DOME LIGHT SINGLE WHITE W/ SWITCH
600-9241	89-241	LENS ONLY



COMMAND OMEGA INTERIOR LIGHT

Combination of elegance and high performance wrapped in a sleek package. Unbreakable polycarbonate lens. CSA Certified for the US and Canada. Patented Design.



Order No.	MFG#	Description
600-1901	001-901XPB	DOME LIGHT SINGLE W/ SWITCH
600-1902	001-902XPB	DOME LIGHT DOUBLE W/ SWITCH
600-9255	89-255	LENS ONLY

Lighting, Interior, Exterior (PORCH) & Utility



DOME LIGHT BARGMAN #76 WITH SWITCH

Single or double 12 volt interior light with diffused lens optics. Double light is available with single or dual switch. Two wire construction, supply and ground. Features a polypropylene base. CSA listed/approved for ceiling mount and specific wall mounts (CSA File #1855375).

Sizes are 7.28" x 4.33" x 1.78" & 11.02" x 4.33" x 1.78"



Order No.	MFG#	Description
583-6123	34-76-123	SINGLE LIGHT #76 W/ SWITCH
583-6224	34-76-223	DOUBLE LIGHT #76 W/ SWITCH (PKG)
583-6223	30-76-223	DOUBLE LIGHT #76 W/ SWITCH (BULK)



LED INTERIOR DOME LIGHT



604-1331 The LED Single Dome Light Replacement Kit is 160 lumens and 12 Volts. Great for replacing the dome light in your marine or recreational vehicle. Light is a warm white.

604-1321 The LED Double Dome Light Replacement Kit is 320 lumens total, or 160 lumens per bulb. The 12-Volt Light Kit comes with 1 Double Dome Light Housing, 2 Dome Covers and 2 Light Bulbs. Great for replacing the dome light in your marine or recreational vehicle. Light is warm white.

Order No.	MFG#	Description
604-1331	41331	DOME LIGHT SINGLE w/ SWITCH LED
604-1321	41321	DOME LIGHT DOUBLE w/SWITCH LED



COMMAND CLASSIC PORCH LIGHT

Elegant yet rugged design. 1.0 Amps. Colors available: Polar White



Order No.	MFG#	Description
600-0750	007-50SAC	PORCH LIGHT W/ SWITCH & WHITE BASE AMBER LENS
600-8910	89-100C	LENS ONLY CLEAR
600-9100	89-100A	LENS ONLY AMBER
600-0050	007-50SAB	PORCH LIGHT W/ SWITCH & BLACK BASE AMBER LENS

Lighting, Interior, Exterior (PORCH) & Utility



COMMAND STAR PORCH LIGHT

Superbly designed to accent any exterior motif. Elegant and rugged. Colors available: Polar White



Order No.	MFG#	Description
600-7405	007-40SAC	PORCH LIGHT W/ SWITCH AMBER LENS
600-9207	89-207C	LENS ONLY CLEAR
600-8920	89-207A	LENS ONLY AMBER



COMMAND OMEGA PORCH LIGHT

New unique design exterior porch light for RV's. Available with clear or amber lens, with a switch. White base available. Includes 922 bulb. 12.8 volts, 12.5 watts, .98 amps, 15 cp. Patent pending.



Order No.	MFG#	Description
600-7305	007-30SAP	PORCH LIGHT W/ SWITCH AMBER
600-9319	89-319A	LENS ONLY AMBER



PORCH LIGHT BARGMAN #78 SERIES

This compact design is surface mounted with either polypropylene or chrome plated ABS base and either a clear or amber snap-in lens. A remote switch is required. Two wire construction, supply and ground. CSA approved. Size is 5-15/16" x 3-1/2" x 2"



Order No.	MFG#	Description
603-7834	34-78-517	PORCH LIGHT BARGMAN # 78 CLEAR LENS ASH WHITE BASE W/SWITCH 1/BAG
603-7832	34-78-516	PORCH LIGHT BARGMAN # 78 AMBER LENS ASH WHITE BASE W/SWITCH 1/BAG
603-7821	34-78-021	LENS ONLY CLEAR SNAP IN STYLE 1/BAG
603-8522	30-78-522	PORCH LIGHT W/ CLEAR LENS AND BLACK BASE
603-8523	30-78-523	PORCH LIGHT W/ AMBER LENS AND BLACK BASE
603-8525	30-78-525	PORCH LIGHT W/ AMBER LENS & SWITCH (BLACK BASE)



PORCH LIGHT LENS PETERSON # 385

Lens only uses tabs.



Order No.	MFG#	Description
602-6151	384-15A	LENS ONLY PETERSON PORCH LIGHT AMBER
602-6153	384-15C	LENS ONLY PETERSON PORCH LIGHT CLEAR

Lighting, Interior, Exterior (PORCH) & Utility

LED STRIP LIGHTING



631-1150

631-0150

631-1150- 16.5 FOOT, 150 MULTI-COLOR LEDS, WATERPROOF, 12V WITH REMOTE, CONTROL BOX, POWER SUPPLY, PLUGS ON BOTH ENDS, AND CUTTABLE.

631-0150- 16.5 FOOT, 150 MULTI-COLOR LEDS, WATERPROOF, 12V STRIP ONLY WITH PLUGS ON BOTH ENDS, AND CUTTABLE.

Order No.	MFG#	Description
631-0150	STRGB-150-S	LED MULTI-COLOR STRIP LIGHTS 16.5 FT (STRIP ONLY)



LED WORK LIGHT



- Spot beam pattern
- High UV resistant polyester powder coated black alum. housing
- Polycarbonate lens
- Magnetic base
- High output, Low output, Flashing modes
- Includes 12v DC car charger and wall charger
- 1280 lumens

Order No.	MFG#	Description
581-3030	MTLW3030-MRS-5LED	WORK LAMP 5-LED 1280 LUMENS



Lighting, Interior, Exterior (PORCH) & Utility

D30 RAMP LOADING LIGHT



- Extremely durable surface mounted load light
- Aluminum heat sink housing, finished in black powder coat will keep this light looking great for years of use
- Includes a form fitting TPE gasket, which has excellent chemical and UV resistance
- 2000 lumens of bright white light
- Water & dust proof
- Surface mount

Order No.	MFG#	Description
587-3000	D30-WB00-1	RAMP LIGHT W/ PIGTAIL



WORK LIGHT LED 2X4

- 2x4 LED WORK LIGHT
- FLOOD BEAM
- 1200 LUMENS



Order No.	MFG#	Description
581-2040	MTLW52040-6	2X4 LED WORK LIGHT



WORK LIGHT LED 4" SQUARE

- 4" SQUARE LED WORK LIGHT
- 1800 LUMENS
- FLOOD BEAM



Order No.	MFG#	Description
581-0409	MTLW54040-9	4" SQ LED WORK LIGHT

Lighting, Interior, Exterior (PORCH) & Utility



WORK LIGHT LED 5" ROUND




- 5" ROUND WORK LIGHT
- 1200 LUMENS
- FLOOD BEAM

Order No.	MFG#	Description
581-0050	MTLW50050-6	5" LED WORK LIGHT

Lighting, Light Bulbs



BULB 12 V # 214-2



214-2 bulb is for RV refrigerators or auto dome lights. Bases are D.E. caps.

*** WHILE SUPPLIES LAST

Order No.	MFG#	Description
630-2142	54759	BULB 12V # 214-2 RV REFRIGERATOR & AUTO INTERIOR DOME LIGHT 2/CARD



BULB 12V #1004



B6 bayonet D.C. double contact bayonet base.

*** WHILE SUPPLIES LAST

Order No.	MFG#	Description
570-1004	54774	BULB 12V #1004 AUTO/RV INTERIOR 10/PACK



BULB 12V #1034



Miniature double contact bayonet base.

*** WHILE SUPPLIES LAST

Order No.	MFG#	Description
570-1034	54776	BULB 12V #1034 AUTO PARK/TAI/TURN SIGNAL 10/BOX

Lighting, Light Bulbs



BULB 12V #1139IF



Miniature single contact bayonet base frosted bulb.

*** WHILE SUPPLIES LAST

Order No.	MFG#	Description
631-0089	54787	BULB 12V #1139IF RV/MARINE/TRUCK INTERIOR 2/CARD



BULB 12V #1141



Miniature single contact bayonet bulb. Available in clear, amber, and frosted.

*** WHILE SUPPLIES LAST

Order No.	MFG#	Description
631-0091	54793	BULB 12V #1141NA AUTO/RV/MARINE INTERIOR AMBER BULB 2/CARD
631-9101	54791	BULB 12V #1141IF SPECIAL SERVICE INSIDE FROSTED BULB 2/CARD



BULB 12V #1176



Miniature double contact bayonet base bulb.

*** WHILE SUPPLIES LAST

Order No.	MFG#	Description
570-1176	54812	BULB 12V #1176 STOP/TAI/TURN 10/BOX



BULB 12V #1383TF



Single contact bayonet base.

*** WHILE SUPPLIES LAST

Order No.	MFG#	Description
631-0101	54823	BULB 12V #1383TF AUTO/RV READING 1/CARD



BULB 12V #1414



Miniature bayonet bulb.

*** WHILE SUPPLIES LAST

Order No.	MFG#	Description
630-1414	54825	BULB 12V #1414 BULB AUTO/RV 2/CARD

Lighting, Light Bulbs

CAMCO

BULB 12V #1893

Miniature bayonet base bulb.

*** WHILE SUPPLIES LAST



Order No.	MFG#	Description
631-0103	54835	BULB 12V #1893 HD AUTO INSTRUMENT 2/CARD

CAMCO

BULB 12V #2057

Miniature double contact index base bulb. Available in clear or amber.



Order No.	MFG#	Description
630-2057	54841	BULB 12V #2057NA AUTO PARK/TAIL/SIGNAL AMBER BULB 2/CARD WSL
631-0961	54839	BULB 12V #2057 AUTO PARK/TAIL/SIGNAL CLEAR BULB 2/CARD

CAMCO

BULB 12V #3057

Plastic wedge base bulb. Amber bulb.



Order No.	MFG#	Description
630-3057	54847	BULB 12V #3057 AUTO PARK/TAIL/SIGNAL AMBER BULB 2/CARD

CAMCO

BULB 12V #3157

Miniature S8 Plastic Wedge 3157. Plastic wedge base.



Order No.	MFG#	Description
630-3157	54855	BULB 12V #3157 AUTO PARK/TAIL/SIGNAL CLEAR BULB 2/CARD

CAMCO

BULB 12V #57

Miniature bayonet base light bulbs.



Order No.	MFG#	Description
570-0057	54714	BULB 12V #57 AUTO INSTRUMENT 10/BOX

CAMCO

BULB 12V #67 LICENSE

Single contact base bayonet light bulbs.

*** WHILE SUPPLIES LAST



Order No.	MFG#	Description
570-0067	54720	BULB 12V #67 AUTO LICENSE 10/BOX

Lighting, Light Bulbs

CAMCO

BULB 12V #921 BRAKE LAMP

Miniature wedge base bulb.



Order No.	MFG#	Description
631-0080	54769	BULB 12V #921 AUTO 3RD BRAKE LAMP 2/CARD

CAMCO

BULB 12V BACKUP #1073

Miniature single contact bayonet bulb.

*** WHILE SUPPLIES LAST



Order No.	MFG#	Description
570-1073	54778	BULB 12V #1073 AUTO BACK UP 10/PACK

CAMCO

BULB 12V INTERIOR #89

Single contact base bayonet light bulb.

*** WHILE SUPPLIES LAST



Order No.	MFG#	Description
631-0072	54727	BULB 12V #89 AUTO INTERIOR 2/CARD

CAMCO

BULB 5V #1651

Miniature bayonet bulb 5V.

*** WHILE SUPPLIES LAST



Order No.	MFG#	Description
631-0102	54829	BULB 5V #1651 LANTERN 4F CELLS CLEAR BULB 2/CARD

CAMCO

BULBS 12V #2099 COSMETIC

Single-contact, bayonet base bulb with large decorative globe commonly found in RV vanity light fixtures and bathroom lights. Available frosted or clear.



Order No.	MFG#	Description
631-0107	54707	12V BULB #2099 RV COSMETIC FROSTED 1/CARD
631-0108	54709	12V BULB #2099 RV COSMETIC CLEAR 1/CARD

Lighting, Light Bulbs



BULBS 12V FLUORESCENT TUBES

Replacement fluorescent bulb tubes.

*** WHILE SUPPLIES LAST



Order No.	MFG#	Description
631-0122	54878	BULB FLUORESCENT LF15T8/CW 15 WATT 18" LONG 2/CARD



BULBS SCREW-BASE 120V & 12V RV / MARINE

Replacement 120V & 12V screw-base household type bulbs.

*** WHILE SUPPLIES LAST



Order No.	MFG#	Description
631-0131	54890	BULB SCREW-BASE 15W/12V OVEN TYPE 1/CARD
631-0133	54894	BULB SCREW-BASE 50W/12V HOUSE TYPE 1/CARD

BULB LED REPLACEMENT L57W

12V-24V REPLACES (53,57,1895,906,194,93,1003,1156,1141)

96 LUMENS, WHITE 1/16 AMP



Order No.	MFG#	Description
631-0057	L57W	BULB LED REPLACEMENT

BULB LED REPLACEMENT LB1156

LED Replacement bulb for 1156 bulb, fit in most RV ceiling fixtures



Order No.	MFG#	Description
631-2156	LB1156-48-SW	LED REPLACEMENT BULB

Lighting, Light Bulbs

BULB LED REPLACEMENT L921-36-W AND L921-36-SW

12V-30V REPLACES (906-912-194-921) 450 LUMENS



Order No.	MFG#	Description
631-2136	L921-36-W	BULB LED REPLACEMENT (WHITE)
631-0136	L921-36-SW	BULB LED REPLACEMENT (WARM WHITE)

BULB LED REPLACEMENT L921W

12V REPLACES (194,912,921,906) 48 LUMENS



Order No.	MFG#	Description
631-0921	L921W	BULB LED REPLACEMENT

BULB LED REPLACEMENT LB57W

12V REPLACES (57,53,1895) 70 LUMENS



Order No.	MFG#	Description
631-0157	LB57W	BULB LED REPLACEMENT

BULB LED REPLACEMENT FES-42-3W

12V REPLACES (42MM 3WATT FESTOON) 300 LUMENS



Order No.	MFG#	Description
631-0423	FES-42-3W	LED REPLACEMENT BULB

BULB LED REPLACEMENT FES-31-3W

12V REPLACES (31MM 3WATT FESTOON) 300 LUMENS



Order No.	MFG#	Description
631-0031	FES-31-3W	LED REPLACEMENT BULB

Lighting, Light Bulbs

BULB LED REPLACEMENT L-3157-24W

LED REPLACEMENT BULB SOLD IN PAIRS, S/T/TL 2-ELEMENT BULB (REPALCES 3047, 3057, 3157, 3457, AND 4157)



Order No.	MFG#	Description
631-3157	L3157-24W	BULB LED REPLACEMENT 2-PK

Lighting, Conspicuity Tape, Reflectors & Warning Triangles



BACK-UP ALARM

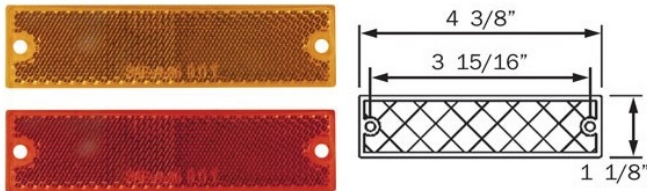
Surface mount back-up alarm.



Order No.	MFG#	Description
589-0097	BK97DB	BACK UP ALARM



THINLINE REFLECTOR STICKON/SCREW



- Acrylic construction
- Self adhesive and/or screw mount application
- Meet FMVSS "A" for reflex when properly applied

Order No.	MFG#	Description
588-0015	RE15AB	REFLECTOR AMBER SCREW/STICK ON
588-0115	RE15RB	REFLECTOR RED SCREW/STICK ON



REFLECTORS OBLONG / RECTANGULAR

Class "A" acrylic reflector, hermetically sealed, with two mounting holes, includes adhesive fiber back.



Order No.	MFG#	Description
583-1981	RE10AB	REFLECTOR AMB RECTANGLE STICKON 3-1/4"x1-1/2"
583-1982	RE10RB	REFLECTOR RED RECTANGLE STICKON 3-1/4" x1-1/2"
583-2421	RE11AB	REFLECTOR AMB OBLONG STICK N 4-3/8"X 1-7/8"
583-2422	RE11RB	REFLECTOR RED OBLONG STICKON 4-3/8"X1-7/8"

Lighting, Conspicuity Tape, Reflectors & Warning Triangles



REFLECTORS ROUND W/CENTER MOUNT HOLES & ADHESIVE BACK

Class "A" acrylic reflector, hermetically sealed, with a center mounting hole and adhesive fiber back for instant mounting.



Order No.	MFG#	Description
583-2021	RE37AB	AMB 2" ROUND STICKON 1/ BAG
583-2022	RE37RB	RED 2" ROUND STICKON 1/ BAG
583-2501	RE35AB	AMB 2" ROUND SCREWON 1/ BAG
583-2502	RE35RB	RED 2" ROUND SCREWON 1/ BAG
583-3051	RE21AB	AMB 3" ROUND STICKON 1/ BAG
583-3052	RE21RB	RED 3" ROUND STICKON 1/ BAG
583-3501	RE13AB	AMB 3" ROUND SCREWON 1/ BAG
583-3502	RE13RB	RED 3" ROUND SCREWON 1/ BAG



TAPE CONSPICUITY

Conspicuity tape red and white.



Order No.	MFG#	Description
589-3000		CONSPICUITY TAPE 30' ROLL RED/WHITE
589-3150	RTR150711PB	CONSPICUITY TAPE 150' ROLL RED/WHITE

WARNING TRIANGLES WITH STORAGE BOX

Three triangles packaged in sturdy, corrosion-proof plastic box. One-piece triangles feature foldout tabs and lock together. Heavy base and non-skid tabs withstand 40 mph wind. Bright fluorescent orange for daytime visibility.



Order No.	MFG#	Description
109-4645	90JK1005	WARNING TRIANGLES

Lighting, Conspicuity Tape, Reflectors & Warning Triangles



POD HAZARD ROADSIDE FLARES (LED)




POD HAZARD by REESE Towpower is the safe and convenient roadside warning system for motorists that suffer a road side emergency, flat tire, or disabled vehicle out on the road. Not only is POD HAZARD an ideal LED warning solution for motorists who stop their vehicle near passing motorists during a roadside emergency; it's also a handy work light for any possible situation - allowing you to hold your tools not your light source, speeding up the repair process to get you back on the road quickly and safely. POD HAZARD is a safer, reusable alternative to traditional flares. The bright LED warning lights provide 360-degree light projection visible to oncoming motorists, and approaching emergency assistance vehicles, up to 1/4 mile away - alerting all oncoming traffic to your exact location. A new generation COB (chips on board) LED provides 140 degree spectrum illumination, with up to 240 lumens, in two work light modes (high/low beam). Fourteen red, flashing integrated LEDs power seven different warning illumination modes, including an SOS rescue mode. Constructed of all-weather, shatter-resistant polymer, the POD's compact size makes it convenient to store anywhere in your vehicle - glovebox, console, trunk, and more. Uses three AAA alkaline batteries (not included), which provide up to three hours of illumination (high beam), and up to fifteen hours in SOS warning mode. Twist-on base allows quick and easy battery replacement. 2 pack.

Order No.	MFG#	Description
831-0200	PD110200	LED POD HAZARD ROADSIDE FLARE 2PK

Towing & Towing Accessories, Ball Mounts and Balls



BALL MOUNTS CLASS II



The Class II Drawbar is rated for light duty applications. 1-1/4" square design is rated up to 300 lbs. Tongue Weight (TW) and 3,500 lbs. Weight Carrying (WC) capacity. Available in length from (7 to 11 3/4);, rise (5/8 to 3 1/8), and drop (1/4 to 4 3/4). An attractive black powder coat finish ensures long-lasting corrosion protection. Includes pin and clip.

- 1-1/4" square design
- Includes Pin and Clip
- Rated up to 3,500 lbs. Weight Carrying (WC) / 300 lbs. Tongue Weight (TW)
- Black powder coat finish

Order No.	Length	Rise	Drop	Style	MFG#	Description
923-6051	7"	5/8"	1-1/4"	A	36051	CLASS II BALL MNT
923-6053	9-3/4"	5/8"	1-1/4"	A	36053	CLASS II BALL MNT
923-6061	9-3/4"	3-1/8"	N/A	B	36061	CLASS II BALL MNT
923-6063	11-3/4"	3-1/8"	N/A	B	36063	CLASS II BALL MNT
923-6065	10"	5"	N/A	B	36065	CLASS II BALL MNT
923-6071	7-3/16"	2-5/8"	3-1/4"	C	36071	CLASS II BALL MNT
923-6078	7-3/8"	N/A	4-3/4"	C	36078	CLASS II BALL MNT



BALL MOUNT KITS MAX FRAME

2" Square ball mount pin and clip Included, powder coat finish. Ball hole size 1".



Order No.	Drop	Rise	Length	GTW/TW	MFG#	Description
920-2923	2"	3/4"	8-1/2"	6000/600 LB	2923	UTILITY BALL MOUNT KIT
920-2953	4"	2-3/4"	9"	6000/600 LB	2953	UTILITY BALL MOUNT KIT

Towing & Towing Accessories, Ball Mounts and Balls



BALL MOUNTS DROP CUT

2" Square utility ball mounts. 1" ball hole. Powder coat finish..



Order No.	Drop	Rise	Length	GTW/TW	MFG#	Description
920-2706	11"	9-3/4"	9"	3500/300 LB DROP POSITION 5000/500 LB RISE POSITION	2706	UTILITY BALL MOUNT
920-2793	8"	6-3/4"	10"	5000/500 LB	2793	UTILITY BALL MOUNT
920-2736	2"	3/4"	12"	5000/500 LB	2736	UTILITY BALL MOUNT



BALL MOUNTS EASY LOAD

Featuring a revolutionary tapered shank design that provide an easy connection to the receiver. Angle cut design, 2" x 2" shank. Powder coat finish. Pin & clip sold separately. Ball hole size 1".



Order No.	Drop	Rise	Length	GTW/TW	MFG#	Description
924-0342	2"	3/4"	8-1/2"	6000/600 LB	40342	UTILITY BALL MOUNT
924-0343	2"	3/4"	10-1/2"	6000/600 LB	40343	UTILITY BALL MOUNT
928-0232	2"	3/4"	16"	6000/600 LB	80232	UTILITY BALL MOUNT
924-0344	4"	2-3/4"	9"	6000/600 LB	40344	UTILITY BALL MOUNT
924-0345	4"	2-3/4"	11"	6000/600 LB	40345	UTILITY BALL MOUNT
920-0233	4"	2-3/4"	16"	6000/600 LB	80233	UTILITY BALL MOUNT
924-0346	6"	4-3/4"	9-1/2"	6000/600 LB	40346	UTILITY BALL MOUNT



BALL MOUNTS SOLID FORGED

Solid one-piece forged construction.

2" shank, powder coat finish. 1" thick x

3" wide ball platforms, Angled easy-load design. Ball hole size 1-1/4".



Order No.	Drop	Rise	Length	GTW/TW	MFG#	Description
924-0330	2"	1"	8-1/2"	16000/1600 LB	40330	SOLID FORGED BALL MOUNT
924-0331	4"	3"	9-1/4"	16000/1600 LB	40331	SOLID FORGED BALL MOUNT
924-0332	6"	5"	10-1/4"	16000/1600 LB	40332	SOLID FORGED BALL MOUNT

Towing & Towing Accessories, Ball Mounts and Balls



BALL MOUNTS ULTRA FRAME SOLID SHANK



2" square solid shanks, Zinc coated finish ball hole size 1-1/4".

Order No.	Drop	Rise	Length	GTW/TW	MFG#	Description
920-4280	2"	1"	8-1/2"	12000/1200 LB	4280	ULTRAFRAME BALL MOUNT
920-4284	2"	1"	12"	12000/1200 LB	4284	ULTRAFRAME BALL MOUNT
920-4281	4"	3"	8-1/2"	12000/1200 LB	4281	ULTRAFRAME BALL MOUNT
920-4285	4"	3"	12"	12000/1200 LB	4285	ULTRAFRAME BALL MOUNT
920-4282	6"	5"	9-1/2"	12000/1200 LB	4285	ULTRAFRAME BALL MOUNT
920-4283	8"	7"	9-1/2"	12000/1200 LB	4283	ULTRAFRAME BALL MOUNT



BALL MOUNTS TITAN



2-1/2" Square shank for use exclusively with Titan receivers. Ideal for marine, agricultural and recreational use. Powder coat finish. Ball hole size 1-1/4".

Order No.	Drop	Rise	Length	TW/GTW	MFG#	Description
924-5122	3"	1-1/2"	9-3/4"	14000/1400 LB	45122	TITAN BALL MOUNT
924-5123	5"	3-1/2"	10"	13000/1300 LB	45123	TITAN BALL MOUNT
924-5291	7-3/4"	N/A	10-1/2"	13000/1300 LB	45291	TITAN BALL MOUNT
924-5322	3"	1-1/2"	10"	18000/2000 LB	45322	TITAN BALL MOUNT
924-5323	5"	3-1/2"	10"	18000/2000 LB	45323	TITAN BALL MOUNT



BALL MOUNT 3"



3" Utility ball mounts, 1-1/4" ball hole, Powder coat finish. TW: 2100 LBS / GTW: 21000

Order No.	DROP	RISE	MFG#	Description
924-0700	4"	2"	40700	4" DROP BALL MOUNT
924-0701	6"	4"	40701	6" DROP BALL MOUNT
924-0702	8"	6"	40702	8" DROP BALL MOUNT
924-0703	10"	8"	40703	10" DROP BALL MOUNT

Towing & Towing Accessories, Ball Mounts and Balls



BALL MOUNT BUYERS



Kit includes Ball Mount assembled with Ball and Hitch Pin

- Ball Mounts fit 2" receiver tubes
- Black powder coated ball mount
- Two-piece welded steel construction
- Chrome towing ball 2" ball, 5,000 lb capacity.
- Ball Mount Capacity
- 6,000 lbs. MGW
- 600 lbs. Maximum Vertical Load

Order No.	MFG#	Description
920-3307	1803307	BALL MNT KIT 2" BLK W/ 2" BALL 3PK
920-3313	1803313	BALL MNT KIT 4" BLK W/ 2" BALL 3PK



BALL MOUNT CHROME BUYERS



Kit includes Ball Mount assembled with Ball and Hitch Pin

- Ball Mounts fit 2" receiver tubes
- Chrome ball mount
- Two-piece welded steel construction
- 2" Chrome towing ball; 5,000 lb capacity.
- Ball Mount Capacity
- 6,000 lbs. MGW
- 600 lbs. Maximum Vertical Load

Order No.	MFG#	Description
920-3306	1803306	BALL MNT KIT 2" CHROME W/ 2" BALL 3PK

Towing & Towing Accessories, Ball Mounts and Balls



TRI-BALL BALL MOUNT SOLID SHANK



Tri-Ball Ball Mount, 2" Sq. Solid Shank w/Black or Chrome 1-7/8", 2", & 2-5/16" Balls

Order No.	MFG#	Description
778-0799	80799	TRI-BALL BALL MOUNT W/ CHROME BALL SOLID SHANK
778-0791	80791	TI-BALL BALL MOUNT W/ BLACK BALLS SOLID SHANK



WEIGH SAFE ADJUSTABKE BALL MOUNT



The Weigh Safe Drop Hitch is the one and only trailer hitch with a built-in scale that signals you to adjust your load before you hit the road, resulting in a much safer and enjoyable towing experience. Before this ball mount, gauging your trailer's tongue weight was a hassle. You had to rely on inefficient bathroom scales, make a trip to the weigh station, or purchase a separate tongue weight scale. But with the Weigh Safe's built-in scale, measuring your tongue weight is as easy as coupling your trailer to your ball mount. Simply hook-up your trailer to the Weigh Safe ball mount just as you would any other ball mount. The weight of your trailer will push down on the hitch ball, which in turn pushes down on an internal hydraulic piston that sits on a bed of oil. When the piston drops into the oil, the pressure reading is sent out to the scale.

Order No.	MFG#	Description
921-0042	WS4-2	WEIGH SAFE 4" DROP W/ 2" SHANK
921-0062	WS6-2	WEIGH SAFE 6" DROP W/ 2" SHANK
921-0082	WS8-2	WEIGH SAFE 8" DROP W/ 2" SHANK
921-0102	WS10-2	WEIGH SAFE 10" DROP W/ 2" SHANK
921-0425	WS4-2.5	WEIGH SAFE 4" DROP W/ 2.5" SHANK
921-1625	WS6-2.5	WEIGH SAFE 6" DROP W/ 2.5" SHANK
921-1825	WS8-2.5	WEIGH SAFE 8" DROP W/ 2.5 SHANK
921-1025	WS10-2.5	WEIGH SAFE 10" DROP W/ 2.5" SHANK

Towing & Towing Accessories, Ball Mounts and Balls



TURNOVER CREAKOTE ADJUSTABLE BALL MOUNT

Creakote is a polymer-ceramic composite coating that can be applied to metals, plastics, polymers and woods. The unique formulation used for cerakote ceramic coating enhances a number of physical performance properties including abrasion/wear resistance, corrosion resistance, chemical resistance, impact strength, and hardness.****The cerakote finish is NOT covered under product warranty ****



Order No.	MFG#	Description
921-4200	LTB4-2-CER-BLA	TURNOVER BALL MOUNT 4" DROP 2" SHANK
921-4250	LTB4-2.5-CER-BLA	TURNOVER BALL MOUNT 4" DROP 2.5" SHANK
921-6200	LTB6-2-CER-BLA	TURNOVER BALL MOUNT 6" DROP 2" SHANK
921-6250	LTB6-2.5-CER-BLA	TURNOVER BALL MOUNT 6" DROP 2.5" SHANK
921-6300	LTB6-3-CER-BLA	TURNOVER BALL MOUNT 6" DROP 3" SHANK
921-8200	LTB8-2-CER-BLA	TURNOVER BALL MOUNT 8" DROP 2" SHANK

Order No.	MFG#	Description
921-8250	LTB8-2.5-CER-BLA	TURNOVER BALL MOUNT 8" DROP 2.5" SHANK
921-8300	LTB8-3-CER-BLA	TURNOVER BALL MOUNT 8" DROP 3" SHANK
921-1002	LTB10-2-CER-BLA	TURNOVER BALL MOUNT 10" DROP 2" SHANK
921-1005	LTB10-2.5-CER-BLA	TURNOVER BALL MOUNT 10" DROP 2.5" SHANK
921-1003	LTB10-3-CER-BLA	TURNOVER BALL MOUNT 10" DROP 3" SHANK



TURNOVER ALUM. ADJUSTABLE BALL MOUNT

This rustproof aluminum, adjustable ball mount with stainless steel hitch balls lets you tow up to 8,000 lbs with the 2" ball or with the 2-5/16" with the 2" shk- 12.5k , 2.5" shk- 18.5k and 3" shk -21k.

Use in drop or rise positions.

Features:

- Ball mount with included hitch balls lets you hook up your trailer to your tow vehicle
- Shank slides into hitch receiver
- Ball provides connection point for trailer coupler
- Adjustable height lets you tow trailers of different heights with the same vehicle
- Slide ball mount platform up or down shank and secure in place with included dual pins
- 2 Different-size hitch balls let you tow trailers with different coupler sizes
- To switch ball, simply remove pins, flip ball platform, and reinsert pins
- Locking dual pins (WS03 - sold separately) secure the ball mount platform to the shank
- 6061 T6 billet aluminum shank and mounting platform provide superior strength and durability
- Solid block construction provides greater strength than hollow steel competitors while also maintaining a light weight
- Rustproof for a clean finish that stands the test of time
- Stainless steel hitch balls are corrosion resistant
- Hitch pin and clip or hitch lock sold separately
- SAE J684 certified and VESC Regulations V-5 compliant
- Made in the USA



Order No.	MFG#	Description
921-1402	LTB4-2	TURNOVER BALL 4" DROP W/ 2" SHANK
921-1662	LTB6-2	TURNOVER BALL 6" DROP W/ 2" SHANK
921-0182	LTB8-2	TURNOVER BALL 8" DROP W/ 2" SHANK
921-0002	LTB10-2	TURNOVER BALL 10" DROP W/ 2" SHANK
921-1425	LTB4-2.5	TURNOVER BALL 4" DROP W/ 2.5 SHANK
921-0625	LTB6-2.5	TURNOVER BALL 6" DROP W/ 2.5" SHANK

Order No.	MFG#	Description
921-0825	LTB8-2.5	TURNOVER BALL 8" DROP W/ 2.5 SHANK
921-1125	LTB10-2.5	TURNOVER BALL 10" DROP W/ 2.5 SHANK
921-0163	LTB6-3	TURNOVER BALL 6" DROP W/ 3" SHANK
921-0183	LTB8-3	TURNOVER BALL 8" DROP W/ 3" SHANK
921-1103	LTB10-3	TURNOVER BALL 10" DROP W/ 3" SHANK

Towing & Towing Accessories, Ball Mounts and Balls



WEIGH SAFE 2" BALL W/ 2-5/16 CLAM SHELL

This hitch ball has a built-in scale that lets you measure tongue weight when your trailer is hooked up to determine if you can safely tow. Includes a clamp-on, 2-5/16" ball adapter. Stainless steel construction resists rust and corrosion.



Order No.	MFG#	Description
921-0001	WSUN-1	WEIGH SAFE 2" UNIVERSAL BALL W/ 2-5/16 CLAM SHELL
921-0004	WSUN-4	2-5/16 CLAM SHELL (WILL WORK ON ANY 2" BALL)



WEIGH SAFE LOCKING PINS



Lock Plate Key Assembly (dual pin) – Keyed alike Hitch Locking Pin Combo

Order No.	MFG#	Description
921-0005	WS05	5/8 LOCKING HITCH PIN (FITS 2", 2.5" & 3" REC.)
921-0006	WS06	LOCKING PLATE ASSEM. & LOCKING HITCH PIN (KEYED ALIKE)
921-0105	TB05	LOCK PLATE W/ PINS FOR OLDER STYLE HEAD
921-0008	WS08	DUST COVER FOR LOCKING HEAD PIN

Towing & Towing Accessories, Ball Mounts and Balls



ADJUSTABLE BALL MOUNT BUYERS

- Designed for use with 2" receiver tubes.
- All steel construction with powder coat finish for added durability and corrosion resistance.
- 6,000 lbs. M.G.T.W.
- 600 lbs. maximum vertical load



Order No.	MFG#	Description
920-3090	1803090	BALL MNT ADJ 4 POSITION
770-0679	3000679	REPLACEMENT HEAD



BALL MOUNT ADJUSTABLE

Black powder coat finish quick release ball mount rated at 6000 lbs. (GTW) and 600 lbs. (TW). Shank Length = 12". Adjustable ball mounts are ideal for applications where one vehicle will be towing trailers of varying coupler heights. Drawtite # 6580



Order No.	MFG#	Description
920-6580	6580	ADJUSTABLE BALL MNT



ADJUSTABLE DUAL BALL MOUNT



- Adjustable height - Perfect for towing multiple trailers of varying heights and couplers
- 2" (10K GTW) and 2-5/16" (14K GTW) Hitch balls
- Fits 2" receivers and rated up to 14K GTW
- Cast shank, variable height capability
- Knurled bolt pins with secure lanyard
- Black powder coat finish

Order No.	MFG#	Description
776-3071	63071	DUAL ADJUSTABLE BALL MOUNT

Towing & Towing Accessories, Ball Mounts and Balls



ADJUSTABLE TRI-BALL MOUNT W/ STEP



- Adjustable height - Perfect for towing multiple trailers of varying heights and couplers
- Rated to 14k GTW
- 1-7/8" (2K rating), 2" (10K GTW), and 2-5/16" (14K GTW) Hitch balls
- Fits 2" receivers and rated up to 14K GTW
- Cast shank, variable height capability
- Integrated hitch step with grip pattern
- Knurled bolt pins with secure lanyard
- Black powder coat finish

Order No.	MFG#	Length	Max Rise	Max Drop	Description
776-3070	63070	11-9/16"	5-11/16"	4-3/4"	TRI-BALL ADJUSTABLE MOUNT W/ STEP
776-3075	63075				HEAD ONLY FOR TRI-BALL



ADJUSTABLE TRI-BALL MOUNT



Fully adjustable from 6in. drop to 6 1/2in. rise. 1 7/8in. ball supports up to 6000 lbs. 2in. ball supports up to 7,500 lbs and 2 5/16in. ball supports up to 10,000 lbs. Includes 3 hitch pins. U.S.A

Order No.	MFG#	Description
920-2225	180225	TRI BALL MOUNT ADJUSTABLE

Towing & Towing Accessories, Ball Mounts and Balls



HITCH BOX COVERS



Hitch Box Covers for Class 2 and Class 3 Hitches

Order No.	REF	MFG#	Description
770-1202	A	1202	HITCH BOX COVER 2" BLACK PLASTIC
770-1944	B	1944	HITCH BOX COVER 2" CHROME PLASTIC
770-5351	B	5351	HITCH BOX COVER 1-1/4" CHROME PLASTIC
770-7010	C	7010	HITCH BOX COVER 2" RUBBER W/ "D" LOGO
770-2211	C	2211	HITCH BOX COVER 1-1/4" RUBBER W/"D" LOGO

HITCH PINS & CLIPS

Various sizes.



Order No.	MFG#	Description
756-3241-050	63241-050	PULL PIN & CLIP 1/2" BULK
965-5515	55515-50	SPRING CLIP FOR 1/2" PIN BULK
966-3242	63242-500	PULL PIN & CLIP 5/8"
965-5020	6HD	SPRING CLIP 5/8" HITCH PIN BULK
967-4149	63243	PULL PIN REESE TITAN 1/CARD
285-6256	HP6256WC	PULL PIN & CLIP 5/8 FOR TITAN HITCH (BUYERS)
966-3258	63258	PULL PIN & CLIP 5/8 FOR 3" HITCH

Towing & Towing Accessories, Ball Mounts and Balls



HITCH BALLS



LISTED ARE THE MOST COMMONLY USED HITCH BALLS
PLEASE REFER TO DRAW-TITE VEHICLE ACCESSORY BOOK FOR OTHER AVAILABLE SIZES

Order No.	BALL SIZE	SHANK DIA.	GTW	MFG#
996-3811	1 7/8	3/4	2000#	63811
996-3817	1 7/8"	1"	2000#	63817
996-3821	2"	3/4"	3500#	63821
996-3848	2"	1"	7500 #	63848
996-3831	2"	1-1/4"	8000#	63831
996-3846	2 5/16"	1"	7500 #	63846
996-3835	2 5/16"	1 1/4"	12000#	63835
996-3836	2 5/16"	1 1/4"	14000#	63836
996-3840	2 5/16"	1 1/4"	20000#	63840

Towing & Towing Accessories, Ball Mounts and Balls



INTERCHANGEABLE HITCH BALL SETS



Designed to accommodate towing multiple trailers with ease, Tow Ready Interchangeable Hitch Ball System allows you to change hitch ball sizes in seconds without any tools.

- Innovative quick release changes balls in seconds
- Rated capacities up to 8,000 lbs.
- Durable heat treated shank
- New positive latch design
- No special tools required

Order No.	SHANK	BALL SIZE	MFG#	Description
996-3801	3/4"	1-7/8" & 2"	63801	INTERCHANGEABLE BALL SET
996-3802	1"	1-7/8" & 2"	63802	INTERCHANGEABLE BALL SET
996-3803	1"	1-7/8", 2", & 2-5/16"	63803	INTERCHANGEABLE BALL SET
996-3804	1"	2" & 2-5/16"	63804	INTERCHANGEABLE BALL SET

HITCH BALL COVER



Rubber hitch ball cover

Order No.	Description
771-7150	BALL COVER 1-7/8" OR 2" GRAY
771-7151	BALL COVER 1-7/8" OR 2" BLACK
771-7156	BALL COVER 2-5/16" BLACK
771-7157	BALL COVER 1-7/8" OR 2" CHARTREUSE WSL
771-7159	SWAY CONTROL BALL COVER BLACK

Towing & Towing Accessories, Ball Mounts and Balls



HITCH BALL BUSHING



Order No.	MFG#	Description
925-5233	80100	HITCH BALL BUSHING 1" X 3/4"
965-5030	58184	HITCH BALL BUSHING 1-1/4" X 1"



HITCH BALL LUBE



Hitch Ball Grease

Order No.	MFG#	Description
770-6939	58117	HITCH BALL GREASE

Towing & Towing Accessories, Pintles



PINTLE HOOKS



Finished with black powder coat for durability and corrosion resistance. Hitches are shipped individually boxed and include mounting information, spec. sheet and drilling template. 45 TON is cast alloy material with one hand coupling mechanism for ease of use. Coupling latch locks into place when securing latch is in the closed (down) position. Bolt kits sold separately (45 TON ONLY).

Order No.	Max. G.T.W.	Max. Vertical Load	MFG#	Description
776-3013	10000 LB	2000 LB	63013	PINTLE HOOK 5 TON
776-3014	20000 LB	4000 LB	63014	PINTLE HOOK 10 TON
776-3015	30000 LB	6000 LB	63015	PINTLE HOOK 15 TON
776-3016	60000 LB	14000 LB	63016	PINTLE HOOK 30 TON
776-0045	90000 LB	18000 LB	PH45	PINTLE HOOK 45 TON (BUYERS) NO BOLT KIT
776-8520			B520	BOLT PACK PINTLE HOOK 5T - 15T
776-8525			B525	BOLT PACK PINTLE HOOK 20T
776-8530			B530	BOLT PACK PINTLE HOOK 45T
776-0036	12000 LBS	2400 LBS	10036	PINTLE HOOK 6 TON W/ HARDWARE (BUYERS)
776-0039	20000 LBS	4000 LBS	10039	PINTLE HOOK 10 TON W/ HARDWARE (BUYERS)
776-0015	30000 LBS	6000 LBS	10040	PINTLE HOOK 15 TON W/ HARDWARE (BUYERS)
776-0020	20000 LBS	8000 LBS	10050	PINTLE HOOK 20 TON W/ HARDWARE (BUYERS)
776-0030	60000 LBS	15000 LBS	PH30	PINTLE HOOK 30 TON (BUYERS) NO HARDWARE



ONE-PIECE PINTLE HOOK



ONE PIECE 5-TON RECEIVER MOUNT PINTLE HOOK MAX GTW 10000LBS MAX VERT LOAD 2000 LBS

Order No.	MFG#	Description
776-3043	63043	5-TON ONE PIECE PINTLE

Towing & Towing Accessories, Pintles



PINTLE MOUNTS SOLID SHANK

Mounts are designed to adapt receiver tubes to multi-height pintle hook applications. Include continuous welds, black powder coat finish, high and low positioning, welded support bracket and solid shank.



Order No.	Shank Dim.	Plate Dim.	Mnting Postions	TW	GTW	MFG#	Description
776-3057	2" x 9"	5" x 7.38"	3	1200 LB	12000 LB	63057	PINTLE MOUNT 9" SHANK 7-3/8" VERTICAL PLATE
776-3058	2" x 11-3/8"	5" x 12-1/2"	7	800 LB	8000 LB	63058	PINTLE MOUNT 11-3/8" SHANK 12-1/2" VERTICAL PLATE
776-5812	2.5" x 9-1/2"	5" x 7-1/4"	3	3000 LB	20000 LB	PM25812	PINTLE MOUNT TITAN FORGED 2.5" SHANK (BUYERS)
770-0807	2" X 9"		3	2800 LBS	14000 LBS	PM87	PINTLE MOUNT STD (BUYERS)
770-1012	2" X 12.25"		5	2000 LBS	10000 LBS	PM812	PINTLE MOIUNT (BUYERS) LONG DROP

Towing & Towing Accessories, Pintles



PINTLE HITCH WITH CHROME BALL

PINTLE COMBO three ball sizes available 1-7/8", 2" & 2-5/16".



Order No.	MAX GTW RATING	BALL RATING	MFG#	MAX VERT LOAD	Description
776-3010	16,000 LBS	6,00 LBS	63010		PINTLE HOOK W/ 1-7/8" CHROME BALL
776-3011	16,000 LBS	10,000 LBS	63011		PINTLE HOOK W/2" CHROME BALL 8T
776-3012	16,000 LBS	14,000 LBS	63012		PINTLE HOOK W/2-5/16" CHROME BALL 8T
776-2000	16000 LBS	12000 LBS	10050	3000 LBS	PINTLE HOOK W/ 2" BALL COMBO (BUYERS) 8 TON
776-2516	16000 LBS	12000 LBS	10055	3000 LBS	PINTLE HOOK W/ 2-5/16" BALL (BUYERS) 8 TON

Towing & Towing Accessories, Pintles



ADJUSTABLE PINTLE MOUNT



- Perfect for those towing multiple trailers of varying heights and couplers
- Easy attach pintle mount
- Fits 2" receivers and rated up to 14K GTW
- Cast shank, variable height capability
- Knurled bolt pin with secure lanyard
- Black powder coat finish

Order No.	MFG#	Description
776-3072	63072	PINTLE MOUNT ADJUSTABLE 14K



1- PIECE PINTLE HOOK RECEIVER MOUNT COMBINATION BALL HITCH



Single piece drop forged lower jaw is designed with an integral shank to fit 2" receiver tubes. This design eliminates the need for a more costly assembly consisting of ball hitch, pintle mount and mounting hardware. Finished with black powder coat for superior durability and corrosion resistance. Individually boxed with instruction sheet and capacity decals.

Max G.T.V.R. 12000 LB. Max. vertical load 2400 LB. (DO NOT EXCEED THE RATED CAPACITY OF THE RECEIVER TUBE)

Order No.	MFG#	Description
776-3041	63041	PINTLE HOOK W/2" BALL 1 PIECE
776-3042	63042	PINTLE HOOK W/2-5/16" BALL 1 PIECE

Towing & Towing Accessories, Pintles



PINTLE LOCK PIN & CHAIN

1/4" Clip with 8" chain Zinc.



Order No.	MFG#	Description
776-3020	P11C	PIN & CHAIN FOR PINTLE



TRI-BALL W/ PINTLE HOOK



Pintle upper jaw closes onto the top of the 2in. ball (center position) to allow for towing trailers with lunette eye rather than coupler. 1-7/8", 2" and 2 5/16" balls can be used for standard coupler towing - upper jaw locks into up or open position. Balls Included (qty.): 3, Ball Sizes (in.): 1 7/8, 2, 2 5/16, Ball Finish: Chrome

Order No.	MFG#	Description
770-2279	1802279	TRI-BALL PINTLE BUYERS



PINTLE REPLACEMENT BALLS



Order No.	MFG#	Description
776-1781	RB1780	PINTLE REPLACEMENT BALL BUYERS 1-7/8"
776-3051	63051	PINTLE REPLACEMENT BALL 2" 1-1/8" SHANK
776-3052	63052	PINTLE REPLACEMENT BALL 2-5/16" 1-1/8" SHANK



LUNETTE EYE ADJUSTABLE ASSEMBLY 12K

Adjustable lunette eye with channel 3 in. dia. 24,000 lb capacity



Order No.	MFG#	Description
776-3036	63036	ADJUSTABLE LUNETTE KIT 3" 24k INCLUDES BOLT & NUT KIT and CHANNEL
776-9020	B9020	NUT & BOLT KIT FOR ADJ. CHANNEL
776-6137	B16137	LUNETTE EYE ONLY 12K
776-6140	B16140	LUNETTE EYE ONLY 20K
657-3303	CTA-CB4	CHANNEL ONLY- 3 POSITION 14K
657-3305	CTA-CA6	CHANNEL ONLY- 5 POSITION 14K

Towing & Towing Accessories, Pintles



LOCK LUNETTE RING

Rugged zinc plated trailer locking device. Fits all 2-1/2" - 3" lunette eyes. Accepts most 1/2" dia. padlocks. Does not include padlock.



Order No.	MFG#	Description
776-0253	BDL253	LUNETTE RING LOCK



LUNETTE EYE 4 BOLT 42K



4-hole square bolt-on design forged drawbar.,G.T.W. 42000 LB Vertical Load 7000 LB. 2-1/2" I.D. Ring.

Noseplate: 3/4" thick, 3-position mounting

These are sold seperate.

Order No.	GTW	MAX VERT LOAD	MFG#	Description
776-3023	42000 LBS	8400 LBS	63023	LUNETTE RING WITH 4-HOLE BASE
776-5750			TNP716625750	NOSE PLATE FOR PINTLE 3-POSITION



LUNETTE EYE DRAWBAR 20K

Forged drawbar.
G.T.W. 20000 LB Vertical Load 4000 LB
2-1/2" I.D. eye 5" O.D. eye



Order No.	MFG#	Description
776-2281	BDB12281	LUNETTE DRAWBAR 20K 2.5" EYE

Towing & Towing Accessories, Pintles



LUNETTE EYE DRAWBAR WITH NUT 45K

Threaded shaft bolt-on design forged alloy steel drawbar.

G.T.W. 45,000 LB Vertical Load 9000 LB

3" I.D. eye with 1-5/8" section draw bar.



Order No.	MFG#	Description
776-2492	BDB12492H	LUNETTE EYE, SWIVEL 45000 LB.

Towing & Towing Accessories, Pintles



LUNETTE RING WITH MOUNTING PLATE 60K

3" I.D. dia. lunette ring with 4 hole square mounting plate.

G.T.W. 60000 LB Vertical Load 15000 LB

SPECIAL ORDER



Order No.	MFG#	Description
776-3850	BDB1385	LUNETTE RING BOLT ON 3" 60K

Towing & Towing Accessories, Hitch Adapters, Pull Pins, & Misc Hitch Parts

COMBO BARS

Receiver tube 1-1/4" inside dimension. Raw finish 1/2" hitch pin hole.

Receiver tube 2" x 2" inside dimension. Cast steel collar. Solid stress collar opening. 5/8" hitch pin hole. Raw finish.



Order No.	MFG#	Description
910-3006	3006	COMBO BAR 1-1/4" X 6" RAW
910-2850	2850	COMBO BAR 2" X 6" RAW
910-1081	11081	COMBO BAR 2" X 8" RAW
910-2851	2851	COMBO BAR 2" X 12" RAW
910-2898	2898	COMBO BAR 2" X 18" RAW
910-2852	2852	COMBO BAR 2" X 24" RAW
910-2853	2853	COMBO BAR 2" X 36" RAW

Order No.	MFG#	Description
910-2854	2854	COMBO BAR 2" X 48" RAW
910-0808	RT255808	COMBO BAR TITAN 2-1/2" X 8"
910-5812	RT255812	COMBO BAR TITAN 2-1/2" X 12"
910-5518	RT255818	COMBO BAR TITAN 2-1/2" X 18"
910-5808	RT305808	COMBO BAR 3" X 8"
910-0812	RT305812	COMBO BAR 3" X 12"
910-5818	RT305818	COMBO BAR 3" X 18"

Towing & Towing Accessories, Hitch Adapters, Pull Pins, & Misc Hitch Parts



HITCH BOX EXTENSION (DRAW-TITE)

Extends receiver by 8", 14", or 18". Accepts all 2" hitch accessories, 5/8" hitch pin hole, powder coat finish. REDUCES HITCH CAPACITY BY 1/3.



Order No.	MFG#	Description
778-0307	80307	HITCH BOX EXTENSION BAR 8"
778-0305	80305	HITCH BOX EXTENSION BAR 14"
778-0306	80306	HITCH BOX EXTENSION BAR 18"

Towing & Towing Accessories, Hitch Adapters, Pull Pins, & Misc Hitch Parts



HITCH BOX RECEIVER TUBE BOLT-ON

2" opening X 6" receiver tube welded to 1/2" thick steel mounting plate, with standard 4-hole pintle hook pattern. Cast steel collar, powder coat finish, solid stress collar opening, 5/8" hitch pin hole. M.G.T.W. 20000 LB. M.V.L. 2000 LB.



Order No.	MFG#	Description
770-4055	1804055	RECEIVER TUBE BOLT ON



HITCH BOX EXTENSION (BUYERS)

Extends receiver by 12" OR 18". Accepts all 2" hitch accessories, 5/8" hitch pin hole, powder coat finish. REDUCES HITCH CAPACITY BY 1/3. SOLID SHANK



Order No.	MFG#	Description
770-6501	1804005	HITCH BOX EXTENSION BAR 12"
770-6502	1804007	HITCH BOX EXTENSION BAR 18"



DUAL RECEIVER

4000 LB. capacity dual hitch extension comes with two 2" receivers, lower tube with collar for towing and upper tube for accessories. Powder coated.



Order No.	MFG#	Description
771-804010	1804010	DUAL RECEIVER

Towing & Towing Accessories, Hitch Adapters, Pull Pins, & Misc Hitch Parts



EAZ LIFT DUAL RECEIVER



- Allows the use of hitch-mounted accessories such as bike racks, chair carriers etc. while towing a trailer
- Durable steel resists rust and corrosion
- 4000 lb gross trailer weight, 400 lb combined tongue weight
- 2" receiver openings
- Black powder coat finish

Order No.	MFG#	Description
774-8472	48472	DUAL RECEIVER



HITCH ADAPTER

Ideal for mounting bike carriers and cargo carriers.



Order No.	Ref.	MFG#	Description
774-4030	A	1804030	HITCH ADAPTER 1-1/4" TO 2" (BUYERS)
774-4035	B	1804035	HITCH ADAPTER 2" TO 1-1/4" INCLUDES PIN & CLIP (BUYERS)
774-8471	A	48471	HITCH ADAPTER 1-1/4 TO 2" (EAZLIFT)

BUSHING REDUCER SLEEVE

Square receiver tube reducer sleeve.



Order No.	MFG#	Description
119-58102	58102	BUSHING FOR 2.5" TO 2" RECEIVER
965-8431	58431	BUSHING REDUCER SLEEVE 2-1/2" TO 2" W/ COLLAR
965-8550	58550	BUSHING FOR 3" TO 2.5" RECEIVER
965-8552	58552	BUSHING REDUCER SLEEVE 3" TO 2.5" W/ COLLAR

Towing & Towing Accessories, Hitch Adapters, Pull Pins, & Misc Hitch Parts



BUSHING REDUCER SLEEVE 3" TO 2" W/ 5/8 HOLE



- Convert from 3 inch to 2 inch hitch applications.
- Black powder coat finish for durability.
- M.G.T.W. - 12,000 pounds.
- M.V.L. - 1,200 pounds.
- 5/8 inch hitch pin.

Order No.	MFG#	Description
774-0302	RTA302	ADAPTER 3" TO 2" REC. WITH 5/8 PIN HOLE

HITCH PINS & CLIPS

Various sizes.



Order No.	MFG#	Description
756-3241-050	63241-050	PULL PIN & CLIP 1/2" BULK
965-5515	55515-50	SPRING CLIP FOR 1/2" PIN BULK
966-3242	63242-500	PULL PIN & CLIP 5/8"
965-5020	6HD	SPRING CLIP 5/8" HITCH PIN BULK
967-4149	63243	PULL PIN REESE TITAN 1/CARD
285-6256	HP6256WC	PULL PIN & CLIP 5/8 FOR TITAN HITCH (BUYERS)
966-3258	63258	PULL PIN & CLIP 5/8 FOR 3" HITCH



HITCH PIN WIRE LOCK


High carbon steel. Spring steel wire holds pin in place.



Order No.	MFG#	Description
285-1200	12SL	SNAPLOCK PIN 1/2" X 3-1/2" BULK
285-5800	58SL	WIRE LOCK HITCH PIN 5/8" X 4" BULK



YELLOW ZINC PLATED HITCH PIN



Yellow zinc plated hitch pin 1/2" x 4.25 usable length

Order No.	MFG#	Description
966-1000	66100	1/2" X 4.25" HITCH PIN

Towing & Towing Accessories, Hitch Adapters, Pull Pins, & Misc Hitch Parts

CLEVIS PIN & CLIP

285-0012 & 285-0058 Both have coated handle and can be used on ball mounts or landscape trailer gates.



Order No.	MFG#	Description
285-0012	12HD	CLEVIS PIN 1/2"X4" W/ CLIP
285-0058	58HD	CLEVIS PIN 5/8"X4.5" W/CLIP
965-5020	6HP	SPRING CLIP #6 BULK

SAFETY PIN WEIGHT DISTRIBUTION SNAP UP BRACKET

Replacement pin for weight distribution hitches. Bright zinc plated.



Order No.	MFG#	Description
965-8029	01044	SAFETY PIN 2-PK
965-5180	5180	SAFETY PIN BULK



RV BUMPER HITCH ADAPTER



Fits standard 4" and 4-1/2" square RV bumpers.
Zinc plated hardware included.
Ideal for bike carriers and other accessories.
Accepts 2" tubes.
Assembly required.
Retail Packaging.
Not for towing.
Not for use on decorative aluminum bumper covers

Order No.	MFG#	Description
770-0024	RVA24	RV BUMPER HITCH ADAPTER

Towing & Towing Accessories, Hitch Adapters, Pull Pins, & Misc Hitch Parts



TRAILER/5TH WHEEL ACCESSORIES HITCH



- Fits a wide range of trailers and RVs with adjustable 47-1/2 in to 77 in mounting range
- Easily accepts a bike rack or cargo carrier
- Corrosion-resistant black powder-coated finish
- Versatile uses- for towing loads up to 3000 lb

Order No.	MFG#	Description
779-1125	1801125	TRAILER/5TH WHEEL ACCESSORY HITCH

Towing & Towing Accessories, Weight Distribution Kits & Parts



WEIGH SAFE WD KITS



The first ever weight distribution hitch that can truly distribute your load with ease. With our continued efforts in revolutionizing the towing industry and offering our customers a Towing Peace of Mind, We now offer a truly complete weight distribution system called "True Tow Technology".

A built in scale to measure both tongue weight to ensure 10-15% of GTW and distributed tongue weight to truly give you a distributed system.

A live adjustment system built into the head assembly with an internal pivot point that eliminates the need to remove the head assembly for readjustment resulting in a much easier and quicker install, anytime adjustment, not to mention it saves a significant amount of time.

Easy height adjustment using the dual pin key lock assembly providing safety from theft and ease with 1" hole increments to provide more accurate height adjustment compared to competitors with 1.75" hole increments.

Provides anti-sway friction areas that help to reduce sway. The anti-sway friction areas reside in the sway bar connection points in the head assembly and the trailer bracket connection points.

Instead of one hitch for one specific vehicle and trailer, its now ONE HITCH FOR ALL tow vehicles and trailers. This hitch can be easily interchanged between different tow vehicles and trailers so you can put trailer brackets on as many trailers as you want.

Order No.	DROP	SHANK SIZE	GTW / TW	MFG#	Description
921-1116	6"	2"	15K / 1.5K	WSWD6-2	15K TRUE TOW WEIGHT DIST. KIT
921-1118	8"	2"	15K / 1.5K	WSWD8-2	15K TRUE TOW WEIGHT DIST KIT
921-0116	6"	2.5"	20K / 2K	WSWD6-2.5	20K TRUE TOW WEIGHT DIST KIT.
921-0118	8"	2.5"	20K / 2K	WSWD8-2.5	20K TRUE TOW WEIGHT DIST. KIT

Towing & Towing Accessories, Weight Distribution Kits & Parts



REESE PRO ROUND BAR SYSTEM

ROUND BAR WEIGHT DISTRIBUTION SYSTEM W/ INTEGRATED SWAY CONTROL



Order No.	MFG#	Description
964-9911	49911	600 LB RND BAR SYSTEM
964-9912	49912	800 LB RND BAR SYSTEM
964-9913	49913	1150 LB RND BAR SYSTEM



REESE TRUNNION WT. DIST. KITS



Trunnion Style Weight Distributing Hitches. Available in 600, 800, 1200, 1500 AND 1700 lb. The 1700lb requires 2.5" hitch.

Order No.	MFG#	Description
966-6020	66020	600 LB TRUNNION WT. DIST. PKG
966-6021	66021	800 LB TRUNNION WT. DIST. PKG
966-6022	66022	1200 LB TRUNNION WT. DIST. PKG
966-6006	66006	1700 LB TRUNNION WT DIST. PKG

Towing & Towing Accessories, Weight Distribution Kits & Parts



STEADI-FLEX SYSTEM



This weight distributing system is designed with tapered spring bars for softer ride. Friction material, used for sway control, provides a quiet ride. Wide spring bars, with simple pin and clip assembly, reduce wear in the head and on the friction pads.

- No Drill installation
- Will fit 6" frames w/ bottom mount couplers
- Hitch bar included
- Hitch ball sold separately

Order No.	MFG#	Description
966-6558	66558	STEADI-FLEX 600LB TW
966-6559	66559	STEADI-FLEX 1000LB TW
966-6560	66560	STEADI-FLEX 1200 LB TW

Towing & Towing Accessories, Weight Distribution Kits & Parts



WEIGHT DISTRIBUTING HITCH BARS



All adjustable hitch bars (shank) can be used in raised or dropped position. Designed for use with all Trunnion and Round Bar Hitches.

- Long hitch bars provide the extra length for bumper clearance
- Rated up to 1,500 lbs. Tongue Weight
- Angled, T and Deep Drop Designs Available
- Designed for Use in the Rise or Drop Position
- Black Powder Coat Finish

OTHER STYLES AND SIZES AVAILABLE PLEASE REFER TO DRAW-TITE VEHICLE ACCESSORY BOOK

Order No.	MFG#	Description
966-3911	63911	Wt. Dist. Shank, 12,000 lbs. (GTW), 1,200 lbs. (TW), 10" Length
960-3215	3215	Wt. Dist. Shank, 14,000 lbs. (GTW), 1,400 lbs. (TW), 11" Length, Extra Drop and Rise
960-3344	3344	Wt. Dist. Shank, 14,000 lbs. (GTW), 1,400 lbs. (TW), 11" Length, Extra Drop (Use in Drop Position Only)
964-8652	48652	FORGED HI-LOW SHANK- 2.5"X2.5"X12" (5.75" DROP, 8.75"RISE) EAZ-LIFT
964-8654	48654	FORGED HI-LOW SHANK 3"X3"X12" (6.25" DROP, 8.25" RISE) EAZ-LIFT



WEIGHT DIST. SNAP UP BRACKET KIT



Lift Unit Kit, (2) Brackets and Handle

Order No.	MFG#	Description
960-6637	6637	SNAP UP BRKT KIT
965-8162	58162	LIFT HANDLE ONLY

Towing & Towing Accessories, Weight Distribution Kits & Parts



SAFETY PIN FOR SNAP UP BRKTS.

SAFETY PIN 2-PACK FOR SNAP-UP BRACKETS

Order No.	MFG#	Description
965-8029	8029	SAFETY PIN 2- PK
965-5180	5180	SAFETY PIN BULK



BALL MOUNT WITH HARDWARE



Weight-Distributing Bolt-Together Head Kit, Includes Hardware

Order No.	MFG#	Description
965-8167	58167	TRUNNION BALL MOUNT W/ HARDWARE
965-8112	58112	ROUND BAR BALL MOUNT W/ HARDWARE

Towing & Towing Accessories, Sway Controls and Accessories



PRO SERIES SWAY CONTROL

Friction Sway Control uses friction to resist pivotal movement and thereby works against the effects of induced sway. It operates on the principle of "stiffening" the coupling between the tow vehicle and trailer. The degree of "stiffening" or friction is adjusted to suit various trailer weights and towing conditions. Its operation is simple and uncomplicated. It doesn't prevent the generation of sway; it simply works to resist the forces once they have started.



Order No.	MFG#	Description
828-3660	83660	SWAY CONTROL REESE

Towing & Towing Accessories, Sway Controls and Accessories



DUAL CAM HP SWAY CONTROL



Dual Cam HP Sway Control

Order No.	MFG#	Description
822-6002	26002	DUAL CAM HP SWAY CONTROL



SWAY CONTROL BALL PLATE ASSEM.



Ball-and-plate assembly mounts to your trailer tongue to provide an attachment point for your Reese friction-style sway control. Mounting hardware included.

Order No.	MFG#	Description
820-3473	58062	BALL PLATE ASSEM INCLUDES HARDWARE
820-3403	3403	BOLTS ONLY TO ATTACH PLATE
824-8389	48389	SELF TAP SCREW FOR SWAY CONTROL PLATE 6-PK

Towing & Towing Accessories, Sway Controls and Accessories



SWAY CONTROL SPRING CLIP

REPLACEMENT SPRING CLIP FOR SWAY CONTROLS



Order No.	MFG#	Description
820-2867	01001	SWAY CONTROL SPRING CLIP



SWAY CONTROL BALL



Ball Assembly for DT #3400, RS #26660 & PS #83660

Order No.	MFG#	Description
965-8060	58060	SWAY CONTROL BALL
771-7159	B7	SWAY CONTROL BALL COVER BLACK



SWAY CONTROL MOUNTIN BAR



Sway Control Ball Mounting Bar

Order No.	MFG#	Description
820-3442	3442	BALL MOUNTING BAR

Towing & Towing Accessories, Sway Controls and Accessories



SWAY CONTROL ADAPTER

Bolt-on sway control adapter attaches to standard 2 inch ball mounts to provide a mounting point for friction sway controls. The ball mount platform must be 2-1/2" wide and have a 1" ball hole. The adapter is made of 3/8" thick material and mounts under the hitch ball. When installed, the shank length of the hitch ball must be long enough to allow at least two threads to be visible when the hitch ball is installed and the nut is completely tightened. A hitch ball with an extra long shank may be required.

- Note: Cannot be used with Class I drawbars/ball mounts. Ball platform does not prevent adapter from turning during tightening.



Order No.	MFG#	Description
822-6003	26003	SWAY CONTROL ADAPTER

Towing & Towing Accessories, Fifth Wheel Hitches and Accessories



21K RECON FIFTH WHEEL HITCH (ISR)



- Latch handle built in - No additional levers or rods needed to hook or unhook
- Fits Industry Standard Rails (ISR)
- Utilizing an aerodynamic standard 5th wheel head
- Lighter weight, two-piece design for easy install and removal in and out of your truck
- Wrap around jaw with lock bar for stronger, more secure, safer towing experience
- Dual articulation head for easy hook-up and release on uneven ground
- 3 height adjustments from 15-1/2" to 18" for level towing
- 21,000 towing capacity
- Made in the USA
- Rails sold separately

Order No.	MFG#	Description
855-0043	8550043	21K RECON FIFTH WHEEL HITCH (ISR)

Towing & Towing Accessories, Fifth Wheel Hitches and Accessories



21K RECON FIFTH WHEEL HITCH W/ SLIDER (ISR)



- Latch handle built in - No additional levers or rods needed to hook or unhook
- Fits Industry Standard Rails (ISR)
- 14" of rearward travel
- Utilizing an aerodynamic standard 5th wheel head
- Lighter weight, two piece design for easy install and removal in and out of the truck
- Wrap around jaw with lock bar for a stronger, more secure, safer towing experience
- Dual articulation head for easy hookup and release on uneven terrain
- 3 height adjustments from 16-7/8" , 18-1/8: and 19-3/8" for level towing
- 21,000 towing capacity
- Made in the USA
- Rails sold separately

Order No.	MFG#	Description
855-0152	8550052	21K RECON FIFTH WHEEL HITCH W/ SLIDER (ISR)

Towing & Towing Accessories, Fifth Wheel Hitches and Accessories



21K RECON FIFTH WHEEL (GOOSENECK)



Warning!! Do not use a wedge, Do NOT prevent the kingpin from rotating within jaws of the recon goose ball coupler with a wedge or other device.


- Fits standard 4" tall, 2-5/16" gooseneck ball mount (goose neck ball mount must be rated at least 21K)
- Latch handle built in - No additional levers or rods needed to hook or unhook
- Utilizing an aerodynamic standard 5th wheel head
- Lighter weight, two piece design for easy install and removal
- Wrap around jaw with lock bar for stronger, more secure, safer towing experience
- Dual articulation head for easy hookup and release on uneven terrain
- 3 height adjustments 15-1/2" to 18"
- 21,000 towing capacity
- Made in the USA

Order No.	MFG#	Description
855-0045	8550045	21K RECON FIFTH WHEEL HITCH (GOOSENECK BALL HOOK-UP)

Towing & Towing Accessories, Fifth Wheel Hitches and Accessories



FIFTH WHEEL HITCH



Pro Series Fifth Wheel Hitches.

PLEASE REFER TO THE DRAW-TITE VEHICLE ACCESSORY BOOK FOR OTHER OPTIONS AND STYLES AVAILABLE

Order No.	MFG#	Description
753-0047	30047	16K REESE FIFTH WHEEL HITCH (NO RAILS)
753-0051	30051	16K REESE FIFTH WHEEL W/ SQUARE TUBE SLIDER (NO RAILS)
753-0075	30075	16K REESE FIFTH WHEEL W/ ROUND TUBE SLIDER (NO RAILS)
753-0862	30862	25K REESE FIFTH WHEEL HITCH (NO RAILS)
753-0132	30132	20K REESE W/ 10 BOLT RAIL
753-0035-032	30335-032	10 BOLT RAIL KIT
753-0092	30092	SQUARE TUBE SLIDER FOR PRO SERIES
755-0024	50024	ROUND TUBE SLIDER ONLY



BRACKET KIT FOR 10 BOLT RAILS



Installation Kit w/Hardware and Brackets for #30035 (10 - Bolt Design)

Order No.	MFG#	Description
753-0439	30439	BRACKETS AND HARDWARE KIT

Towing & Towing Accessories, Fifth Wheel Hitches and Accessories



M5 REESE FIFTH WHEEL HITCH



M5 series 5th wheel hitch. Available in 20K and 27K

Order No.	MFG#	Description
753-0921	30921	20K M5 FIFTH WHEEL HITCH (11- 19 FORD OE PUCK)
753-0890	30890	20K M5 FIFTH WHEEL HITCH (16-19 CHEVY/GMC OE PUCK)
753-0938	30938	20K M5 FIFTH WHEEL HITCH (20-21 GM OE PUCK)
753-0918		20K M5 FIFTH WHEEL HITCH (14-20 RAM OE PUCK)
753-0928	30928	20K M5 FIFTH WHEEL HITCH (INDUSTRY STANDARD RAILS)
753-0922	30922	27K M5 FIFTH WHEEL HITCH (11- 19 FORD OE PUCK)
753-0895	30895	27K M5 FIFTH WHEEL HITCH (16-19 CHEVY/GMC OE PUCK)
753-0939	30939	27K M5 FIFTH WHEEL HITCH (20-21 GM OE PUCK)
753-0919	30919	27K M5 FIFTH WHEEL HITCH (14-20 RAM OE PUCK)
753-0929	30929	27K M5 FIFTH WHEEL HITCH (INDUSTRY STANDARD RAILS)



21K DEMCO UMS FIFTH WHEEL



- Wrap around jaw with locking bar for a smoother, safer, and more secure ride
- 21k towing capacity
- Double Pivot Head with polyurethane bumpers helps eliminate side to side movement when uncoupled and cushion pivot action when coupled
- Powder coated
- 5 year limited warranty
- MADE IN AMERICA

Order No.	MFG#	Description
855-0050	8550050	21K 5TH WHEEL HITCH (2020 OEM PUCK SYSTEM)

Towing & Towing Accessories, Fifth Wheel Hitches and Accessories

FIFTH WHEEL PREP ADAPTERS



Frame rail kit, used to adapt OEM puck system to ISR hitches

Order No.	MFG#	Description
753-0156	30156	FIFTH WHEEL ADAPTER (FORD 11-19) REESE
753-0154	30154	FIFTH WHEEL ADAPTER (RAM 13-19) REESE
756-4444	4444	FIFTH WHEEL ADAPTER (CHEVY 18-19) PULLRITE
855-6333	6333	FIFTH WHEEL ADAPTER (CHEVY 2020-22) DEMCO
753-0899	30899	FIFTH WHEEL ADAPTER (CHEVY 18-22) REESE



PULL PIN KIT (4) REESE 5TH WHEEL

1/2" diameter pins with clips to attach a Pro Series or Reese fifth wheel to the bed rails. May also be used with many other popular brands of fifth wheels that use industry standard rail systems. 4 PER PACK



Order No.	MFG#	Description
755-8053	58053	PULL PIN KIT 4 PER PACK



BOLT KIT FOR FIFTH WHEEL HITCHES REESE

Hardware bag for placing Universal Rail Kit # 30035 in a second vehicle



Order No.	MFG#	Description
755-8164	58164	BOLT KIT ONLY FOR REESE 5TH WHEEL HITCH

Towing & Towing Accessories, Fifth Wheel Hitches and Accessories



FIFTH WHEEL SAFETY CHAIN BRACKETS



The Safety Chain Bracket Kit fits all Fifth Wheel Rails and provides secure attachment. Kit includes 2- brackets and 2- pins w/clips.

Order No.	MFG#	Description
965-0223	50223	SAFETY CHAIN BRKT



SLICK DISC



- Protects Fifth Wheel plate from the wear of normal towing
- Eliminates the need for messy grease

Order No.	MFG#	Description
759-8855	6011	10" SLICK DISC
754-0001	83001	12" SLICK DISC

Towing & Towing Accessories, Fifth Wheel Hitches and Accessories



KING PIN LOCK



TFW55

TFW80HD

TFW55: Ultra tough 5th wheel king pin lock made of cast alum.

TFW80HD: Heavy Duty , Ultra-tough 5th wheel king pin lock made of hardened steel.

Order No.	MFG#	Description
689-0005	TFW55	YELLOW, 5TH WHEEL KING PIN LOCK
689-0180	TFW80HD	RED, HARDENED STEEL 5TH WHEEL KING PIN LOCK

Towing & Towing Accessories, Gooseneck Hitches



GOOSENECK ADAPTER

Eaz-Lift's Gooseneck adapter will convert most standard fifth-wheel trailers to a gooseneck trailer. This allows you to have the convenience of towing two types of trailers with only one truck. You will also enjoy towing a fifth-wheel trailer without having a large hitch taking up the bed of your truck. Eaz-Lift's Gooseneck adapter features an automatic latching coupler for a simple hookup and disconnect. It has a 30,000 lb tow rating and is available in 12, 15 and 17 inch heights for your specific truck and trailer setup. Easy to install and comes with all of the parts and hardware needed for installation.



Order No.	MFG#	Description
424-8501	48501	GOOSENECK ADAPTER 15"

Towing & Towing Accessories, Gooseneck Hitches



GOOSENECK HITCH - PRO SERIES



- Easy installation and removal allows for full access to truck bed
- Utilizes same base rails (#30035) as our fifth wheel hitches
- Raised safety chain locations all for easy trailer connection
- 2-5/16" heat treated ball
- In-truck platform rated for 25,000 lbs. gross vehicle towing weight and 6, 250 lbs. vertical load
- Ball is offset 2" to accommodate 6 & 8 ft. truck beds
- 5 year limited warranty

Order No.	MFG#	Description
754-9080	49080	GOOSENECK HITCH 25K PRO SERIES
753-0035	30035-032	10 BOLT RAIL KIT



GOOSENECK HITCH - 25K ABOVE-BED



- Easy installation and removal allows for full access to bed
- Utilizes same base rails as fifth wheel
- 2-5/16" heat treated ball
- In-truck platform rated for 25000 lbs. gross vehicle towing weight and 6250 lbs vertical load
- Black powder coat finish

Order No.	MFG#	Description
755-8079	58079	25 K GOOSENECK HITCH
753-0035-032	30035-040	10 BOLT RAIL KIT

Towing & Towing Accessories, Gooseneck Hitches



GOOSENECK HITCH- 25K FOLD-DOWN



- Fold down design allows unrestricted use of the truck bed when not towing
- Takes only seconds to raise or lower the ball into position
- Forged, heat-treated 2-5/16" chrome ball standard
- Includes mounting hardware & integrated drop down spring loaded safety chain loops
- Oversize pull ring allows user to raise or lower the ball while wearing gloves
- Integrated grease fitting is visible & easily accessible
- Platform & ball rated for 25,000 lbs. Gross vehicle towing weight and 6,250 lbs. vertical load
- Rail kits are rated to match manufacturers vehicle weight ratings.
- No alteration of factory exhaust systems required
- Black Powder Coat Finish
- Requires installation rail kit

PLEASE REFER TO DRAW-TITE VEHICLE ACCESSORY BOOK FOR RAIL KITS

Order No.	MFG#	Description
755-8339	8339	25K FOLD-DOWN GOOSENECK

Towing & Towing Accessories, Gooseneck Hitches



GOOSENECK HITCH - WEIGH SAFE



The safe load ISR Gooseneck hitch has a 2-5/16" ball made of high-strength stainless steel with a 3" ball offset from the centerline allowing for easy adjustment for different bed sizes. It has a durable powder coated finish with dual gauges on either side for ease of use.

The Safe Load Gooseneck is the only gooseneck hitch with a built-in scale that signals you to adjust your load before you hit the road, resulting in a much safer and enjoyable towing experience. Before this gooseneck hitch, gauging your trailers tongue weight or pin load weight was a hassle. But with the Weigh Safe's built-in scale, measuring your tongue weight is as easy as coupling your trailer to your gooseneck hitch. The weight of your trailer will push down on the gooseneck ball, which in turn pushes down on an internal hydraulic piston that sits on a bed of oil. When the piston drops into the oil, the pressure reading is sent out to the scale.

Order No.	MAX GTW	MAX VERTICAL WT.	Description
921-0000	30,000 LBS	7500 LBS	WEIGH SAFE GOOSENECK HITCH

Towing & Towing Accessories, Locks, Coupler, Hitch and Wheel



LOCK RECEIVER 5/8" WITH RIGHT ANGLE



- Stainless Steel internal componets
- Rugged dual locking design - can not be false locked
- Machine forged Chrome steel

Order No.	MFG#	Description
689-0033	TRA3	RIGHT ANGLE 5/8 HITCH PIN LOCK FOR 2" RECEIVER (2.5" SPAN)
689-0055	TRA5	RIGHT ANGLE 5/8 HITCH PIN LOCK FOR 2.5" AND 3" RECEIVER (3.5" SPAN)



BARBELL LOCKING HITCH PIN




Barbell style locking hitch pin. Available for 2", 2.5" and 3" receivers in chrome, stainless steel, black epoxy coated.

Order No.	MFG#	Description
689-3333	T3	CHROME 5/8 HITCH PIN LOCK FOR 2" REC.
689-5555	T5	CHROME 5/8 HITCH PIN LOCK FOR 2.5 & 3 REC.
689-1555	T5-BLACK	BLACK EPOXY 5/8 HITCH PIN LOCK FOR 2.5 & 3 REC.
689-0333	SXT3	STAINLESS STEEL 5/8 HITCH PIN LOCK FOR 2" REC.

Towing & Towing Accessories, Locks, Coupler, Hitch and Wheel



RECEIVER LOCK 5/8" (BOLT)



- Auto Return Spring Locks Automatically When Key Is Removed
- Double Ball Bearing Locking Mechanism
- Plate Tumbler Sidebar To Prevent Picking and Bumping
- Stainless Steel Lock Shutter To Keep Out Dirt And Moisture
- Opens With Your Vehicle Ignition Key
- Weatherproof
- Limited Lifetime Warranty
- *** SEE WEBSITE (BOLTLOCK.COM) FOR APPLICATION GUIDE

Order No.	FIT	MFG#	Description
701-8446	LATE GMC, LATE CHEVY, BUICK, CADILLAC	7018446	5/8" RECEIVER LOCK
701-8447	FORD, LINCOLN, MERCURY	7018447	5/8" RECEIVER LOCK
701-8448	CHRYSLER, JEEP, DODGE, RAM	7018448	5/8" RECEIVER LOCK
702-3582	GM CENTER CUT KEY	7023582	5/8" RECEIVER LOCK
702-3585	FORD SIDE CUT KEY	7023585	5/8" RECEIVER LOCK
703-2290	JEEP, RAM CENTER CUT	7032290	5/8" RECEIVER LOCK

Towing & Towing Accessories, Locks, Coupler, Hitch and Wheel

BOLT

RECEIVER LOCK 1/2" (BOLT)



- Stainless Steel 1/2 in. Diameter Shaft
- Auto Return Spring Locks Automatically When Key Is Removed
- Double Ball Bearing Locking Mechanism
- Plate Tumbler Sidebar To Prevent Picking and Bumping
- Stainless Steel Lock Shutter To Keep Out Dirt And Moisture
- Weatherproof
- Opens With Your Vehicle Ignition Key
- Limited Lifetime Warranty
- *** SEE WEBSITE (BOLTLOCK.COM) FOR APPLICATION GUIDE

Order No.	FITS	MFG#	Description
701-9342	LATE GMC, CHEVY, CADILLAC, BUICK	7019342	RECEIVER LOCK 1/2"
701-9343	FORD, LINCOLN, MERCURY	7019343	RECEIVER LOCK 1/2"
701-9344	CHRYSLER, JEEP, RAM, DODGE	7019344	RECEIVER LOCK 1/2"
702-3627	GM CENTER CUT KEY	7023627	RECEIVER LOCK 1/2"
702-3630	FORD, LINCOLN SIDE CUT KEY	7023630	RECEIVER LOCK 1/2"
703-2293	JEEP, RAM CENTER CUT KEY	7032293	RECEIVER LOCK 1/2"

DRAW-TITE

LOCK RECEIVER HITCH PIN STYLE

Two sizes are available to fit most hitches. 5/8" diameter pin is used on 2" receivers while the 1/2" diameter pin is used on 1-1/4" receivers. Locking hitch pin is made of chrome plated steel and comes with protective cover and two keys. Clamshell package.



Order No.	MFG#	Description
686-3224	63224	RECEIVER LOCK HITCH PIN STYLE FOR 1/2" PIN
776-3223	63223	RECEIVER LOCK 5/8"

Towing & Towing Accessories, Locks, Coupler, Hitch and Wheel

DRAW-TITE

RECEIVER LOCK DOGBONE 5/8



Hitch Lock W/ 5/8" Diameter Chrome and Stainless Steel.

Order No.	MFG#	Description
658-0401	580401	CHROME DOGBONE LOCK
658-0402	580402	STAINLESS STEEL DOGBONE LOCK

Master Lock

LOCK RECEIVER 5/8" BARBELL STYLE



Fits 5/8" receiver holes.

Order No.	MFG#	Description
779-1479	1479DAT	RECEIVER LOCK 5/8" BARBELL STYLE
779-1480	1480DAT	RECEIVER LOCK 5/8" BARBELL STYLE STAINLESS STEEL
680-1469	1469DAT	RECEIVER LOCK 5/8" FOR TITAN 2-1/2" HITCH STAINLESS STEEL

Towing & Towing Accessories, Locks, Coupler, Hitch and Wheel



LOCKING J-PIN FOR 2" RECEIVERS



More than just a hitch pin, J-Pin® quickly and confidently secures ball mounts and other hitch-mounted accessories, eliminating the sway and rattle caused by part clearance issues.

J-Pin® ready receiver design allows for the most confident and secure hookup in today's towing market by compressing the hitch-mounted accessory against the inner side wall of the hitch receiver tube. Once attached, the hitch and towing components seem virtually welded together.

Packaged complete with its integral ball mount lock, J-Pin® makes your towing system complete.

Order No.	MFG#	Description
966-3201	63201	J-PIN LOCKSET FOR 2" RECEIVERS



DOG BONE LOCK FOR 2-1/2 RECEIVERS



Dogbone Lock For 2-1/2" Receiver. 3-1/2" Span. Class V

Order No.	MFG#	Description
686-3252	63252	DOG BONE LOCK FOR 2-1/2 HITCH

Towing & Towing Accessories, Locks, Coupler, Hitch and Wheel



RECEIVER LOCK 5/8 BARBELL FOR 3"



The Draw Tite 5/8 In. diameter dogbone lock is primarily designed for towing and features a ball bearing pick proof design. Use it for securing class V towing ball mounts that have a 3 In. sized receiver tube.

- For use with 3 In. square shanks
- Class V
- Bright zinc finish
- Pick proof square key
- Always write down your key number
- Sleeve to 3/4 inch

Order No.	MFG#	Description
686-3260	63260	RECEIVER LOCK 5/8-3/4 W/ SLEEVE

Towing & Towing Accessories, Locks, Coupler, Hitch and Wheel



DOGBONE LOCKING HITCH PIN FOR 3"



The Draw Tite 5/8 In. diameter dogbone lock is primarily designed for towing for securing class V towing ball mounts that have a 3 In. sized receiver tube.

- For use with 3 In. square shanks
- Class V
- Bright zinc finish
- 4 In. span
- Traditional flat key
- Always write down your key number
- Sleeve to 3/4 inch

Order No.	MFG#	Description
686-3259	63259	RECEIVER LOCK 5/8-3/4 W/ SLEEVE

Master Lock

LOCK COUPLER & RECEIVER SET KEYED ALIKE

Keyed alike trailer coupler lock, receiver lock and trailer coupler lock. Trailer coupler lock fits 1-7/8", 2" and most 2-5/16" couplers. Push to lock receiver lock fits both 1/2" and 5/8" receivers. Stainless steel trailer coupler latch lock is adjustable from 9/16" to 2.75"



Order No.	MFG#	Description
680-3794	3794DAT	TRAILER LOCK SET

Towing & Towing Accessories, Locks, Coupler, Hitch and Wheel



LOCK RECEIVER AND COUPLER SET K/A



Keyed alike class III & IV 5/8 receiver lock and 1/2" span style coupler lock
SPECIAL ORDER ONLY

Order No.	MFG#	Description
776-3219	63250	K/A 5/8 RECEIVER AND 1/2 SPAN COUPLER LOCK

LOCK COUPLER FAST LOCK

Durable Brass body. Adjustable to fit most couplers.



Order No.	MFG#	Description
681-0101	63225	COUPLER LOCK FAST LOCK 5-3/4" L x 1-1/4" W x 7" H

Master Lock

LOCK COUPLER ARMORLOCK 37D / SOLID BRASS 605



680-0370
680-1370

680-0605


Shackle Dimensions for the 37D are 15/16"x 7/16" ideal for securing trailers, cables, and chains. Shackle dimensions for the 605, 1/4"x 1/2"x 3/4". Shackle fits openings 1/2" or larger; shackle guard is removable to accommodate 9/32" opening. The 605 has a built in anti-sawing pin.

Order No.	MFG#	Description
680-0370	37D	LOCK ARMORLOCK KEYED DIFFERENT
680-1370	37KA	LOCK ARMORLOCK KEYED ALIKE
680-0605	605DAT	COUPLER LOCK 2" SOLID BRASS

Towing & Towing Accessories, Locks, Coupler, Hitch and Wheel

BOLT

COUPLER PIN LOCK (BOLT)



- Fits couplers from 1/2 to 3 3/8 and any size in between
- 1/8" incremental adjustments for a snug fit
- Stainless Steel Pin
- Lock slides back and forth along pin for ease of use
- Weatherproof
- Plate Tumbler Sidebar To Prevent Picking and Bumping
- Stainless Steel Lock Shutter To Keep Out Dirt And Moisture
- Limited Lifetime Warranty

Order No.	FITS	MFG#	Description
702-5284	LATE GM VEHICLES	7025284	COUPLER PIN LOCK
702-5285	FORD, MERCURY, LINCOLN	7025285	COUPLER PIN LOCK
702-5286	CHRYSLER, JEEP, RAM, DODGE	7025286	COUPLER PIN LOCK
702-5287	GM VEHICLES CENTER CUT	7025287	COUPLER PIN LOCK
702-5290	FORD, LINCOLN SIDE CUT KEY	7025290	COUPLER PIN LOCK
703-2299	JEEP, RAM CENTER CUT KEY	7032299	COUPLER PIN LOCK

TRIMAX

ADJUSTABLE COUPLER LOCK



Easy Access Adjustable Coupler Lock. Adjust from 1/2" to 2.5" to 3.5" Span.

Order No.	MFG#	Description
689-7690	TC123	DEAD BOLT CPLER LOCK ADJUST
689-0123	SXTC123	ADJUSTABLE COUPLER LOCK S.S.

Towing & Towing Accessories, Locks, Coupler, Hitch and Wheel

Master Lock

LOCK COUPLER BARBELL STYLE

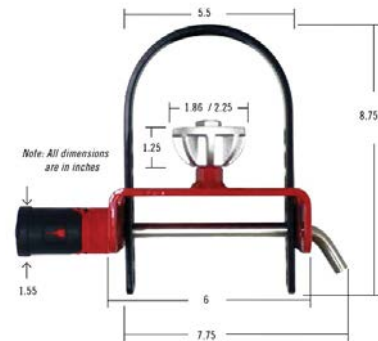
Barbell style 9/32" X 3-1/2" pin fits UFP and surge brake couplers, Chrome plated, solid brass lock cylinder and cylinder case



Order No.	MFG#	Description
680-1471	1417DAT	COUPLER LATCH LOCK 9/32" DIA. X 3-1/2" LONG SHACKLE

BOLT

OFF VEHICLE COUPLER LOCK (BOLT)



- Hardened Steel Hardware for Extra Security
- Maximum Protection for Unattended Trailers
- Corrosion Resistant
- Powder Coated in Red for Visible Theft Deterrent
- Double Ball Bearing Locking Mechanism
- Plate Tumbler Sidebar To Prevent Picking and Bumping
- Stainless Steel Lock Shutter To Keep Out Dirt And Moisture
- Opens With Your Vehicle Ignition Key
- Weatherproof
- Limited Lifetime Warranty

Order No.	FITS	MFG#	Description
703-2490	LATE MODEL GM	7032490	OFF VEHICLE COUPLER LOCK
703-2491	FORD	7032491	OFF VEHICLE COUPLER LOCK
703-2492	CHRYSLER, JEEP, RAM, DODGE	7032492	OFF VEHICLE COUPLER LOCK
703-2493	GM CENTER CUT KEY	7032493	OFF VEHICLE COUPLER LOCK
703-2496	FORD SIDE CUT KEY	7032496	OFF VEHICLE COUPLER LOCK
703-2497	JEEP, RAM CENTER CUT	7032497	OFF VEHICLE COUPLER LOCK

Towing & Towing Accessories, Locks, Coupler, Hitch and Wheel

Master Lock

LOCK COUPLER 377 DAT / 378 DAT

Fits Most 1 7/8" - 2" and 2 5/16" ball diameters of the following coupler brands: Reese, Fulton, Valley, Atwood, Putnam, Marvel, Ideal, Acme and Dutton-Lainson.

Advanced locking mechanism resists picking and prying. Easy to install and remove, resists rust and corrosion. Lifetime Guarantee.



Order No.	Coupler Size	MFG#	Description
680-0377	1-7/8" or 2"	377DAT	COUPLER LOCK KEYED DIFFERENT
680-0378	2-5/16"	378DAT	COUPLER LOCK KEYED DIFFERENT
680-1377	1-7/8" or 2"	377KA	COUPLER LOCK KEYED ALIKE

FULTON

LOCK COUPLER GORILLA GUARD

Gorilla Guard Coupler Locks provide a secure, long lasting means of protecting your trailer. Models are available to fit 1-7/8", 2", and 2 5/16" couplers. This means they will fit most travel trailers, utility trailers and mobile homes.



Order No.	MFG#	Description
686-3228	63228	COUPLER LOCK GORILLA GUARD 2"
686-3227	63227	COUPLER LOCK GORILLA GUARD 2-5/16"

TRIMAX

TRIMAX UNIVERSAL COUPLER LOCK



Provides instant security for your camper, boat or trailer when they are not hooked up to your vehicle. Features 1/2 turn technology that cannot be false locked.

- One size fits all (from 1 7/8", 2", to 2 5/16", all coupler types)
- Key hole cover slides up to seal out dirt and grime
- Type A key which is a spring loaded, 7 pin, high security key. Resists attempted drill outs. Rugged and durable, the key will not bend or break.

Order No.	MFG#	Description
689-0025	UMAX25	UMAX25 UNIVERSAL COUPLER LOCK
689-0050	UMAX50	UMAX50 UNIVERSAL COUPLER LOCK
689-0100	UMAX100	UMAX100 UNIVERSAL COUPLER LOCK

Towing & Towing Accessories, Locks, Coupler, Hitch and Wheel

LOCK COUPLER UNIVERSAL

Durable cast body. Fits all 1-7/8", 2" and 2-5/16" couplers.



Order No.	MFG#	Description
686-3226	72783	COUPLER LOCK UNIVERSAL

Master Lock

LOCK COUPLER UNIVERSAL TRAILER

Fits 1-7/8", 2", and 2-5/16" couplers manufactured by Reese®, Fulton, Valley, Atwood®, Shelby, Putnam, Hammerblow, Dutton Lainson, and UFP. Will also fit on rolled, straight lip, and surge brake coupler.



Order No.	MFG#	Description
680-0379	379DAT	LOCK COUPLER UNIVERSAL
680-1379	379ATPY	UNIVERSAL COUPLER LOCK

TRIMAX

LUNETTE EYE LOCK



- Made from Heavy Duty weather resistant Metal alloy
- Fits 2-7/8" inside diameter

Order No.	MFG#	Description
689-0051	TLR51	LUNETTE EYE LOCK

Buyers

LOCK LUNETTE RING

Rugged zinc plated trailer locking device. Fits all 2-1/2" - 3" lunette eyes. Accepts most 1/2" dia. padlocks. Does not include padlock.



Order No.	MFG#	Description
776-0253	BDL253	LUNETTE RING LOCK

Towing & Towing Accessories, Locks, Coupler, Hitch and Wheel



LOCK ROUND SHACKLELESS (KEYED ALIKE)



- Keyed Alike - order multiple locks to open with the same key
- Lock body conceals shackle - defeats attempts to pry and cut
- 2-7/8" (73mm) wide reinforced die cast body withstands forcible attacks
- 3/8" (9mm) diameter boron alloy shackle
- High security, rekeyable 6-pin cylinder with spool pins is virtually impossible to pick

Order No.	MFG#	Description
289-6270	THPXL	DIE CAST SHACKLE LOCK (1-PK)
289-6271	THP2XL	DIE CAST SHACKLE LOCK KEYED ALIKE (2-PK)
689-1333	THL3XL	DIE CAST SHACKLE LOCK KEYED ALIKE (3-PK)

CARGO DOOR LOCK



The Model DL-80 lock-rod cam and keeper lock – for cargo, stock, vehicle and utility trailers, as well as tractor-trailers and ocean containers - designed to protect the contents of enclosed cargo trailers. It will secure most rear doors and front personnel doors, and fits on both vertical and horizontal lock-rods.

- Heavy-duty aircraft aluminum –will not rust
- Convenient push-button lock
- Hardened plated steel pin
- Perimeter gasket to eliminate scratching and vibration noise
- Covers the keeper hole used with regular padlocks
- Covers the bolt head at the top and bottom for added security
- Recessed lock tumbler push button
- Pull ring for easy pin removal
- Ring designed to break loose if forced

Order No.	MFG#	Description
689-0080	DL-80	CARGO DOOR LOCK

Towing & Towing Accessories, Locks, Coupler, Hitch and Wheel




LOCK SHROUDED PADLOCK



2-3/4" Shrouded padlock, with stainless steel body, 3/4" hardened steel shackle, 3/8" diameter shackle, 4 pin tumbler security.

Order No.	MFG#	Description
289-0400	TRP170	LOCK SHROUDED DISC
689-3170	TRP3170	LOCK 3PK KEYED ALIKE

GOOSENECK COUPLER LOCK



A-GOOSENECK COUPLER LOCK

- For heavy trailers, livestock haulers, RV's
- Fits all gooseneck 2 5/16 style couplers
- Patented design ensures the most secure way to leave an unattended trailer
- Adjustable 2 pin placement for easy custom fit
- Solid hardened steel lock rod for security
- Crafted with pride in the United States of the highest grade aircraft aluminum

659-5000 FITS: Bulldog, T.E.M., TEMCO, Hammerblow/Sequent to name a few

659-5500 FITS: RAM™ Gooseneck Style Couplers

B- SET SCREW LOCK FOR COUPLER

- All gooseneck style couplers
- Secures the adjustable sleeve locking the coupler in place
- Patented design ensures the most secure way to leave an unattended trailer
- Solid hardened steel lock rod for security
- Crafted with pride in the United States of the highest grade aircraft aluminum

Order No.	REF	MFG#	Description
689-5000	A	TL-50	GOOSENECK COUPLER LOCK
689-5500	A	TL-55	GOOSENECK COUPLER LOCK
689-5100	B	TL-51	SET SCREW LOCK

Towing & Towing Accessories, Locks, Coupler, Hitch and Wheel



LOCK SPARE TIRE LUG NUT STYLE

Tested tough! Locking cap helps prevent theft. Fits over wheel studs up to 9/16" diameter. Removable plug allows longer wheel studs to protrude through cap. Also designed with a locking tab that provides a positive locking feature to help prevent lock from turning.



Order No.	MFG#	Description
870-0262	TNL740	SPARE TIRE LOCK LUG NUT STYLE



WHEEL LOCK MAGNUM 12-20" WHEEL (RACKEM)



This lock can be used to deter theft on almost anything with wheels. It fits most wheel types and sizes and is rubber coated to prevent wheel damage. • Reversible, 12"-15" on one side and 15" to 20" on the other side with just one lock! • May not fit some low profile tires. Does not fit 20" 10-10 tires. • Simple slide together key operated lock mechanism. • Quick easy to use lock leaves your truck, trailer, or etc. unable to roll. • Highly visible lock instantly puts a kink in any thieves' intentions!

Order No.	MFG#	Description
711-0015	RA-25	MAGNUM WHEEL LOCK
711-0016	RA-25K	MAGNUM WHEEL LOCK- KEYED ALIKE

Master Lock

LOCK PYTHON ADJUSTABLE LOCKING CABLE

Patented locking mechanism holds the cable tight at any position from 1' to 6'. Convenient, rekeyable cylinder. 100% steel braided cable. Weather tough and rust resistant lock body and cable. Compact storage with velcro straps to hold excess cable. Replacement cables only can be ordered.



Order No.	MFG#	Description
890-8413	8413PDF	CABLE LOCK MASTER PYTHON 6' X 3/8" CABLE

Towing & Towing Accessories, Mirrors, K-SOURCE



SNAP & ZAP MIRROR DODGE 02-08

Fits: Dodge ram 1500 (02-08), 2500, 3500 (03-09)



Order No.	MFG#	Description
788-0700	80700	SNAP & ZAP MIRROR SET RAM



SNAP & ZAP MIRROR DODGE 09-18

Fits: Dodge ram 1500 (09-18), 2500, 3500 (10-18)



Order No.	MFG#	Description
788-0710	80710	SNAP & ZAP MIRROR SET (RAM)



SNAP & ZAP MIRROR DODGE / CHRYSLER / VW

Fits: Chrysler T & C (08-16), Dodge Caravan (08-17), VW Routan (09-12)



Order No.	MFG#	Description
788-0720	80720	SNAP & ZAP MIRROR SET



SNAP & ZAP MIRROR RAM

Fits: Ram pick-up 19 & up *Will not fit the classic model



Order No.	MFG#	Description
788-0730	80730	SNAP & ZAP MIRROR SET RAM

Towing & Towing Accessories, Mirrors, K-SOURCE



SNAP & ZAP MIRROR CHEVY/GMC 99-06

Fits: Cadi Escalade (00-06), Chevy Aval. (00-06)/ Silverado (99-06)/ Silverado Classic (07)/ Suburban/Tahoe (00-06), Gmc Sierra (99-06)/ Sierra Classic (07)/ Yukon/Denali/ XL (00-06)



Order No.	MFG#	Description
788-0800	80800	SNAP & ZAP MIRROR SET



SNAP & ZAP MIRROR CHEVY / GMC 07-13

Fits: Cadi Escalade (07-14), Chevy Aval. (07-13)/ Silverado 1500 (07-13)/ Silverado 2500,3500 (07-14)/ Suburban/ Tahoe (07-14), GMC Sierra 1500 (07-13)/ Sierra 2500,3500 (07-14)/ Yukon (07-14)



Order No.	MFG#	Description
788-0900	80900	SNAP & ZAP MIRROR SET



SNAP & ZAP MIRROR CHEVY/GMC 14-18

Fits: Chevy/GMC Silverado 1500 (14-18), 2500 & 3500 (15-19).



Order No.	MFG#	Description
788-0910	80910	SNAP & ZAP MIRROR SET



SNAP & ZAP MIRROR SUBURBAN

Fits: Chevy Tahoe & Suburban (15 & up), Gmc Yukon (15 & up)



Order No.	MFG#	Description
788-0920	80920	SNAP & ZAP MIRROR SET

Towing & Towing Accessories, Mirrors, K-SOURCE



SNAP & ZAP MIRROR CHEVY/GMC 19-CURRENT

Fits: Silverado & Sierra 1500 (19-current)
*Will not fit LD or Limited models



Order No.	MFG#	Description
788-0930	80930	SANP & ZAP MIRROR SET



SNAP & ZAP MIRROR FORD 97-03

Fits: Ford F-150 (97-03)



Order No.	MFG#	Description
788-1600	81600	SNAP & ZAP MIRROR SET



SANP & ZAP MIRROR FORD 04-08

Fits: Ford F-150 (04-08) New style, Does not apply to STX models & Manual mirrors



Order No.	MFG#	Description
788-1800	81800	SANP & ZAP MIRROR SET

SNAP & ZAP MIRROR FORD 09-14

Fits: Ford F150 (09-14)



Order No.	MFG#	Description
788-1810	81810	SNAP & ZAP MIRROR SET

Towing & Towing Accessories, Mirrors, K-SOURCE



SNAP & ZAP MIRROR FORD 15-CURRENT

Fits: Ford F-150 (15-current)



Order No.	MFG#	Description
788-1850	81850	SNAP & ZAP MIRROR SET

Towing & Towing Accessories, Mirrors, LONGVIEW



MIRROR SLIP-ON LONGVIEW # 3120 RAM 19-CURR



Fits the following:

2019- current RAM 1500 new body (w/ undermount cameras or puddle lights)

Order No.	MFG#	Description
786-3120	LVT-3120	MIRROR LVY-3120 RAM 1500 NB



MIRROR SLIP ON LONGVIEW # 3100C DODGE 2009-2013

FITS:

RAM 1500 2009-2013 (WILL WORK WITH OR WITHOUT TURN SIGNALS)



Order No.	MFG#	Description
786-3103	LVT-3100C	DODGE 2009-2013

Towing & Towing Accessories, Mirrors, LONGVIEW



MIRROR SLIP ON LONGVIEW # 3100B DODGE 2002 TO 2008



Fits the following Dodge applications:

RAM 1500 MID 2002 - 2008
RAM 2500, 3500 LIGHT DUTY 2003 - 2008

Order No.	MFG#	Description
786-3102	LVT-3100B	DODGE 02-08



MIRROR SLIP ON LONGVIEW # 3100A DODGE 1998 TO 2003



Fits the following Dodge applications:

DAKOTA 1998 - 2000
DURANGO 1998 - 2000
RAM 1500 & 3500 1998 - 2002
RAM 2500 LIGHT DUTY 1998 - 2002
VAN FULL SIZE 2000 - 2003
SPECIAL NOTE: Will not fit 5x7 sport mirrors for 6x9 only Darango & Dakota

Order No.	MFG#	Description
786-3101	LVT-3100A	DODGE 98-03



MIRROR SLIP ON LONGVIEW # 2600 FORD 1999 TO 2005



Fits the following Ford applications:

EXCURSION 1999 - 2005
F250 LIGHT DUTY 1999 - 2004
F350 & F450 LIGHT DUTY 1999 - 2004

Order No.	MFG#	Description
786-2600	LVT-2600	FORD 99-05



MIRROR SLIP ON LONGVIEW # 2500 FORD 1992 TO 2003



Fits the following Ford applications:

CLUB WAGON VAN 1992 - 2003
ECONOLINE VAN 1992 - 2003

Order No.	MFG#	Description
786-2500	LVT-2500	FORD 92-03

Towing & Towing Accessories, Mirrors,
LONGVIEW



MIRROR SLIP ON LONGVIEW #2300C FORD 2015 - CURR



FITS 2015 & UP FORD F-150

Order No.	MFG#	Description
786-2303	LVT-2300C	FORD 2015-CURR



MIRROR SLIP ON LONGVIEW #
2300B FORD 2009 TO 2014



Fits the following Ford applications:

F150 2009 - 2014 (est.)

Order No.	MFG#	Description
786-2302	LVT-2300B	FORD F150/250 09-12



MIRROR SLIP ON LONGVIEW #
2300A FORD 2004 TO 2008



Fits the follow Ford applications:

F150 2004 - 2008
F250 LIGHT DUTY 2004 - 2008

Order No.	MFG#	Description
786-2301	LVT-2300A	FORD F150 ,F250 LD 04-08

Towing & Towing Accessories, Mirrors,
LONGVIEW



MIRROR SLIP ON LONGVIEW #2300 FORD 1997-2003



Fits following Ford applications:

- FORD F150STD. AND F250 LD 1997-2003
- FORD HERITAGE 2004
- FORD EXPEDITION 1997-2002
- LINCOLN BLACKWOOD 2002
- LINCOLN NAVIGATOR 1998-2002

Order No.	MFG#	Description
786-2300	LVT-2300	FORD F-150 1997-2003



MIRROR SLIP-ON LONGVIEW # 1820 CHEVY 2019-CURR.



Fits the following:

2019-current Chevy/GMC 1500 new body w/ undermount cameras or puddle lights

Order No.	MFG#	Description
786-1820	LVT-1820	MIRROR LVT-1820 GM NEW BODY

Towing & Towing Accessories, Mirrors, LONGVIEW

LONGVIEW

MIRROR SLIP ON LONGVIEW # 1800 GM 2014 AND 2019



GMC SIERRA- 2014& 2019 OB

CHEVY SILVERADO- 2014 & 2019 OB

Order No.	MFG#	Description
786-1800	LVT-1800	MIRROR LVT GM/CHEVY TRUCK 2014 - 2019

LONGVIEW

MIRROR SLIP ON LONGVIEW # 1700 EXPRESS 2003-2014



Fits the following Chevy Express vans

2003-2014 Express Full Size Van

Order No.	MFG#	Description
786-1700	LVT-1700	EXPRESS 03-14

Towing & Towing Accessories, Mirrors, LONGVIEW

LONGVIEW

MIRROR SLIP ON LONGVIEW # 1600 GM 2007 TO 2011



Fits the following GM applications:

CADILLAC ESCALADE 2007 - 2011 (est.)
 CHEVY AVALANCHE 2007 - 2011 (est.)
 CHEVY PICKUP 2007 - 2011 (est.)
 CHEVY SILVERADO & CK 2007 - 2011 (est.)
 CHEVY TAHOE & SUBURBAN 2007 - 2011 (est.)
 GMC PICKUP 2007 - 2011 (est.)
 GMC SIERRA 2007 - 2011 (est.)
 GMC SUBURBAN 2007 - 2011 (est.)
 GMC YUKON & YUKON XL 2007 - 2011 (est.)

Order No.	MFG#	Description
786-1600	LVT-1600	MIRROR LVT GM/CHEV TRUCK 07-11

LONGVIEW

MIRROR SLIP ON LONGVIEW # 1500 GM 1999 TO 2006



Fits following GM applications:

CADILLAC ESCALADE 2001 - 2006
 CHEVY AVALANCHE 2001 - 2006
 CHEVY PICKUP 2000 - 2006
 CHEVY SILVERADO & CK 1999 - 2006
 CHEVY TAHOE & SUBURBAN 2000 - 2006
 GMC PICKUP 2000 - 2006
 GMC SIERRA 2000 - 2006
 GMC SUBURBAN 2000 - 2006
 GMC YUKON & YUKON XL 2000 - 2006

Order No.	MFG#	Description
786-1500	LVT-1500	CAD/CHV/GMC 99-06

Towing & Towing Accessories, Mirrors, LONGVIEW



MIRROR SLIP ON LONGVIEW # 1200 GM 1988 TO 2005



Fits following GM applications:

- CADILLAC ESCALADE 1992 - 2000
- CHEVY ASTRO 1989 - 2004
- CHEVY BLAZER 1990 - 1994
- CHEVY PICKUP 1996 - 1999
- CHEVY SILVERADO & CK 1995 - 1998
- CHEVY SUBURBAN 1993 - 1999
- CHEVY TAHOE 1992 - 2000
- GMC KODIAC 1992 - 1999
- GMC PICKUP 1996 - 1999
- GMC SAFARI 1998 - 2005
- GMC SIERRA 1995 - 1999
- GMC YUKON 1992 - 2000
- GMC YUKON XL & SUBURBAN 1992 - 1999

Order No.	MFG#	Description
786-1200	LVT-1200	CAD/CHV/GMC 88-05

Towing & Towing Accessories, Mirrors, CIPA



MIRROR CUSTOM TOWING CIPA # 10800 GM 1999 TO 2007



Fits the following GM applications:

- CADILLAC ESCALADE 2000 -2007
- CHEVY AVALANCHE 2000 - 2007
- CHEVY TAHOE, SUBURBAN 2000 - 2007
- CHEVY/GMC SILVERADO, SIERRA 1999 - 2007
- YUKON, YUKON XL 2000 - 2007

SPECIAL NOTE: Will not fit full chrome mirrors

SPECIAL NOTE: Will not fit telescopic mirrors

SPECIAL NOTE: Fits both black and chrome cap models

Order No.	MFG#	Description
781-0800	10800	TOW MIRROR PAIR

Towing & Towing Accessories, Mirrors, CIPA



MIRROR CUSTOM TOWING CIPA # 10900 GM 2007 TO 2011



Fits the following GM applications:

- CADILLAC ESCALADE 2007 - 2011
 - CHEVY AVALANCHE 2007 - 2011
 - CHEVY TAHOE, SUBURBAN 2007 - 2011
 - CHEVY/GMC SILVERADO, SIERRA 2007 - 2011
 - GMC DENALI, YUKON, YUKON XL 2007 - 2011
- SPECIAL NOTE: Will not fit telescopic mirrors

Order No.	MFG#	Description
781-0900	10900	TOW MIRROR PAIR



MIRROE CUSTOM TOWING CIPA # 10950 CHEVY/GMC 2014 TO 2019



Fits following GM applications:

- 2014 to 2019 Chevy/GMC Silverado, Sierra, Tahoe, Yukon, Suburban, Yukon XL, Avalanche

Order No.	MFG#	Description
781-0950	10950	TOW MIRROR PAIR

Towing & Towing Accessories, Mirrors, CIPA



MIRROR CUSTOM TOWING CIPA # 10970 GM 19 NB - CURRENT



Fits the following GM applications
19-25 Chevy/GM 1500 pick-ups

Order No.	MFG#	Description
781-0970	10970	TOW MIRROR PAIR

Towing & Towing Accessories, Mirrors, CIPA



MIRROR CUSTOM TOWING CIPA # 11450 18-21 RAM



Fits the following applications
2018-2021 ram 1500 pick-up

Order No.	MFG#	Description
781-1450	11450	TOW MIRROR PAIR



MIRROR CUSTOM TOWING CIPA# 11400 DODGE 09-14



2009-2014 Dodge Ram 1500 and 2500

Order No.	MFG#	Description
781-1400	11400	TOW MIRROR PR.



MIRROR CUSTOM TOWING CIPA# 11550 FORD 2015-2019



CUSTOM TOWING MIRROR

FITS 2015-2019 F-150 XL, XLT, LARIOT, KING RANCH, PLATINUM, LIMITED

Order No.	MFG#	Description
781-1550	11550	TOW MIRROR PAIR

Towing & Towing Accessories, Mirrors, CIPA



MIRROR CUSTOM TOWING
CIPA # 11800 FORD 2004 -
2010



Fits the following Ford applications:
F150, F250 LIGHT DUTY (New Style) 2004 - 2010
F150 & F250 XLT 2004 - 2010
SPECIAL NOTE: Will not fit STX style mirrors

Order No.	MFG#	Description
781-1800	11800	TOW MIRROR PAIR



MIRROR CUSTOM TOWING
CIPA # 11900 FORD 1997 TO
2008



Fits the following Ford applications:
EXCURSION 2000 - 2008
F250 & 350 SUPER DUTY 1997 - 2008

Order No.	MFG#	Description
781-1900	11900	TOW MIRROR PAIR

Towing & Towing Accessories, Mirrors, UNIVERSAL



MIRROR TOWING CLIP ON



Clip On Tow Mirror easily installs with adjustable rubber straps to the O.E.M. mirror on most autos, vans, or pickups. It will not obstruct the vision of existing mirror. Works great on the sport style mirror commonly found on Jeep Wagoneer, S10 pickups, and other hard to fit vehicles. Mirror arms extend approx. 7".

Order No.	MFG#	Description
788-3095	30-0095	CLIP ON TOW MIRROR



MIRROR TOWING CLIP ON XL



Fits larger O.E.M. truck and van mirrors. Arms extend approx. 11-1/2", almost 4-1/2" wider than standard clip on mirror. Can be adjusted horizontally or vertically. Even fits many large motor home mirrors. Fits right or left side and does not obstruct existing mirrors.

Order No.	MFG#	Description
788-3096	30-0096	XL CLIP ON TOW MIRROR

Towing & Towing Accessories, Mirrors, UNIVERSAL



MIRROR TOW-N-SEE



Moves along with your power mirrors so view can be adjusted while in driver's seat. Installation takes seconds with a twist of knob, leaving no marks making it easier to transfer from one vehicle to next. Available in flat or convex models.

Order No.	MFG#	Description
782-5663	25663	MIRROR TOW-N-SEE FLAT
782-5688	25668	MIRROR TOW-N-SEE CONVEX



MIRROR TOWING UNIVERSAL DUAL VIEW



The Dual-view Clip-On Towing Mirror provides better towing vision than any towing mirror out there! This innovative product features two fully adjustable mirror surfaces that allow you to fully customize your viewing area. The Dual-view Clip-on's large, flat mirror surface gives an accurate perspective of what is behind you, while the smaller convex surface acts as a built-in spot mirror for increased safety while driving, passing or changing lanes. Plus the fully enclosed mirror head design not only reduces wind vibration, but also ensures that the Dual-View's adjustable mirror surfaces stay right where you put them. This universal mirror features two adjustable arms and rubber straps that will not obstruct your existing mirror. Fits most 7" to 10" mirrors. Expand your Horizons.

Order No.	MFG#	Description
781-1953	11953	DUAL-VIEW CLIP ON MIRROR



MIRROR TOWING UNIVERSAL



Fully-adjustable mirror extends your vision further. Aerodynamically designed for the least wind resistance, without annoying vibration. Adjustable feet, securing clamps and a tightening knob allow for a secure fit.

Order No.	MFG#	Description
781-1960	11960	TOWING MIRROR UNIVERSAL CIPA

Towing & Towing Accessories, Mirrors, UNIVERSAL



MIRROR HOT SPOT CONVEX

Convex blind spot wedge mirror 2-1/2" x 3-3/4" stick on mounting.

Order No.	MFG#	Description
784-9702	49702	MIRROR CONVEX HOT SPOT



MIRROR OBLONG STICK-ON CONVEX

Eliminates blind spots for safer driving. Oblong shaped, size is 4" x 5-1/2".

Order No.	MFG#	Description
784-9402	49402	MIRROR CONVEX OBLONG 4" X 5-1/2"



MIRROR ROUND STICK-ON CONVEX

Eliminates blind spots for safer driving. Round shaped. Available in three sizes.

Order No.	MFG#	Description
784-9102	49102	MIRROR ROUND CONVEX 2"
784-9202	49202	MIRROR ROUND CONVEX 3"
784-9302	49302	MIRROR ROUND CONVEX 3-3/4"
784-9304	49304	MIRROR ROUND CONVEX ADJUSTABLE 3-3/4"

WIDE ANGLE WINDOW LENS

Eliminate rearview blind spots flexible and easy to attach, clings to vehicle's rear window applied with water.

Available in 3 sizes: 6" x 8" for campers or vans, 8" x 10" for campers or vans and small motor homes or 11" x 14" for buses and large motor homes.



Order No.	MFG#	Description
789-1810	84640	REARGUARD LENS 8" X 10"

Towing & Towing Accessories, Mirrors, UNIVERSAL

MIRROR UNIVERSAL MILENCO



- First universal clamping system designed to fit all makes, models, and years - SECURELY
- Wind tunnel tested up to 240 mph for vibration and security
- Fold back tested to 160 mph
- Unique clamping system allows you to clamp onto a straight or curved mirror
- No suction cups, straps or plastic sleeves that shake, rattle, break or obstruct the view of the existing mirror
- Does not obstruct the operation of electronic mirrors
- Mirror heads are fully adjustable and the arms have 8" of travel in and out for optimal viewing by the driver
- Clamps are constructed of high impact plastic with stainless steel to ensure a lifetime of use
- Chrome safety glass has been tested and approved to applicable safety standards (E11)
- Installs in under two minutes - it's that easy

787-2899 - Mirror glass is 5" h x 8.5" w (designed for smaller mirrors)

787-2912 -The Grand Aero is not recommended for small mirrors and Mirror glass is 8.5"h x 6"w

784-3100-Allows you to place the mirror where you need it, Mirror glass is non-adjustable, and Mirror glass is 5" h x 6" w

Order No.	REF	MFG#	Description
787-2899	A	MIL-2899	Aero2 Towing Mirror, 1 set/pkg. (2899)
787-2912	B	MIL-2912	Grand Aero Towing Mirror, 1 set/pkg. (2912)
784-3100	C	MIL-3100	Aero Blind Spot Mirror, 1/pkg. (3100)
780-4381		MIL-4381	FALCON TOWING MIRROR

Towing & Towing Accessories, Louvered Tailgates and Happi Jac Parts



VENTED TAILGATE 100 SERIES (STEEL)



- Open design improves vision
- Heavy-duty steel tubing
- Reduces drag in truckbed
- Improves handling
- Custom fitted

Call for fit chart or visit www.strombergcarlson.com

SPECIAL ORDER ONLY

Towing & Towing Accessories, Louvered Tailgates and Happi Jac Parts



LOUVERED TAILGATE 4000 SERIES (COMPOSITE)

- Glass filled composite materials
- Gate can be painted
- Rotary latches & cables included
- Key locks gate onto truck
- Single handed release

Call for fit chart or visit www.strombergcarlson.com

SPECIAL ORDER ONLY



Bike Carriers & Cargo Carriers



BIKE CARRIER- JACK-IT 2-BIKE



- The adjustable wheel cradles and SwayStop™ straps secure the bike wheels to the bike carrier for a secure ride
- The Jack-It allows travel trailer owners to utilize the valuable rear hitch/cargo space for additional gear and gives owners a new cargo utilization space.
- PowerTower frame protects tongue jack from impact
- Carries your bikes by the wheels for balance, stability and ease of use.

Order No.	MFG#	Description
842-9756	429756	JACK-IT 2 BIKE RACK
723-0359	723359	BUMP-IT RECEIVER ADAPTER
731-0138	731138	HITCH-IT BIKE BASE W/ BIKE WING ONLY
731-0157	731157	BIKE BASE A-FRAME ADAPTER



BIKE CARRIER XC2 TRAVELER

The Swagman TRAVELER XC2 is a hitch mount bike rack especially designed for use on an RV. Its engineered to handle extra force of being on the back of a travel trailer or 5th wheel RV. It also comes with a bumper adapter for use on a 4.5" continuous steel welded Rv bumper. The TRAVELER XC2 carries up to 2 bikes weighing up to 35lbs each, and fits most types of bikes with wheels between 20" to 29" in diameter.



Order No.	MFG#	Description
886-4663	64663	BIKE CARRIER TRAVELER XC2 FOR RV BUMPER



BIKE CARRIER E-SPEC

The E-SPEC is a hitch mounted platform rack that is RV approved and designed especially to carry heavier ebikes. It can be used on RVs and Motorhomes (with the provided RV bolton receiver) as well as cars and trucks. It carries one or two bikes weighing up to 70lbs each. It fits most frame sizes and shapes and accommodates tires up to 3" wide and wheels that are 20" to 29" in diameter. A locking threaded hitch pin secures the rack to your vehicle while the locking ratchet hooks lock your precious bikes to the rack.



Order No.	MFG#	Description
886-6689	66689	BIKE CARRIER E-SPEC (2-BIKE)



RV BUMPER HITCH ADAPTER



Fits standard 4" and 4-1/2" square RV bumpers.
Zinc plated hardware included.
Ideal for bike carriers and other accessories.
Accepts 2" tubes.
Assembly required.
Retail Packaging.
Not for towing.
Not for use on decorative aluminum bumper covers

Order No.	MFG#	Description
770-0024	RVA24	RV BUMPER HITCH ADAPTER

Bike Carriers & Cargo Carriers



TRAILER/5TH WHEEL ACCESSORIES HITCH



- Fits a wide range of trailers and RVs with adjustable 47-1/2 in to 77 in mounting range
- Easily accepts a bike rack or cargo carrier
- Corrosion-resistant black powder-coated finish
- Versatile uses- for towing loads up to 3000 lb

Order No.	MFG#	Description
779-1125	1801125	TRAILER/5TH WHEEL ACCESSORY HITCH



BIKE CARRIER- Q-SLOT 4-BIKE



Bike Carrier, Q-Slot 4™, 4 Bike, Rail Rack, w/Tilt Function, 2" Sq. Receiver Mount

- Carries most bikes regardless of the frame style
- Wheel slots adjust for child and adult bikes
- Modular – Can be used as a 2 or 4 bike carrier
- Center post tilt for easy bike loading and unloading
- Dual rise shank provides road clearance
- Rear reflectors for nighttime visibility
- Folds for compact storage

Order No.	MFG#	Description
886-3138	63138	Q-SLOT 4 BIKE CARRIER



BIKE CARRIERS, ADAPTER FOR GIRLS BIKE



An optional telescope tube to enable level transportation of bicycles with a sloping crossbar.

Order No.	MFG#	Description
886-4005	64005	BIKE ADAPTOR DELUXE 19"-26"
886-3999	63999	BIKE ADAPTER (EBIKE/CRUISER) 25"-31"
887-6145	6145	WOMEN BIKE ADAPTER (DRAWTITE)

Bike Carriers & Cargo Carriers



BIKE CARRIER- Q-SLOT 2-BIKE



Bike Carrier, Q-Slot 2", 2 Bike, Rail Rack, w/Tilt Function, 1-1/4" Sq. Receiver Mount, Includes 2" Sq. Receiver Adapter

- Fits 1-1/4" and 2" receivers
- Will not damage high-performance frames
- Fully adjustable wheel slots
- Center tube tilts for rear bike access
- E-coat and powder coat rust resistant finish
- Rise shank for extra road clearance
- Padded contact points
- Tilting vertical stabilizer
- Bolt-on 2" shank adapter
- Compact storage

Order No.	MFG#	Description
886-3134	63134	Q-SLOT 2 BIKE CARRIER



BIKE CARRIER - ECLIPSE



Eclipse folding bike carriers.

- Available in 2, 3, or 4 bike models
- Tilt feature allows easy trunk access and unloading of bikes
- Velcro securing straps permit quick and easy bike loading and removal
- Soft rubber cradles hold bike securely while traveling
- Models fit 1-1/4" or 2" (#63123 fits both)

Order No.	MFG#	Description
884-3120	63120	Bike Carrier, 2 Bike, 1-1/4" Sq. Receiver Mount w/Tilt Function
886-3123	63123	Bike Carrier, 3 Bike, 1-1/4" Sq. or 2" Sq. Receiver Mount w/Tilt Function
886-3124	63124	Bike Carrier, 4 Bike, w/Tilt Function, 2" Sq. Receiver Mount



BIKE CARRIER SWAGMAN ORIGINAL



- RV Approved
- Carries up to 4 bikes with maximum weight of 35lbs per bike
- Maximum overall rack weight capacity of 100lbs
- Fits Class 3, 2" hitch receiver
- Rubber padded cradles
- Locking knobs

Order No.	MFG#	Description
886-4152	64152	BIKE CARRIER 1-3 BIKE (2" REC.)
886-4400	64400	BIKE CARRIER 1-4-BIKE (2" REC.)



BIKE CARRIER WITH TOWING OPTION

- Carries up to four bikes with maximum weight capacity of 35lbs per bike
- Maximum overall weight capacity of 100lbs
- Fits Class 3, 2" hitch receiver
- Integrated tow bar rated at 3500lbs GTW and 350lbs TW
- Hitch ball not included
- Steel construction
- Rubber padded cradles
- Folding option to allow access to rear of vehicle



Order No.	MFG#	Description
886-4675	64675	BIKE CARRIER 1-4 BIKES W/ TOWING OPTION AND FOLDING



BIKE CARRIER XC2

The Swagman XC@ is a simple and affordable hitch mount bike rack which carries one or two bikes. Ideal for weekend warriors and occasional riders, the XC2 is easy to install and use. The adjustable wheel hoops fit wheels from 20" to 29" in diameter and up to 2.5" wide. The push button ratchet arms adjust to secure your bikes frame for easy loading and unloading. The center arm folds down for access to your vehicles trunk (when bikes are not loaded). The XC2 is easy to take off and store when you are not using it. Works in 1.25" and 2" receivers.



Order No.	MFG#	Description
886-4650	64650	XC2 BIKE CARRIER 2-BIKE FITS 1.25" AND 2" REC.

Bike Carriers & Cargo Carriers



BIKE CARRIER XTC2 TILT

The Swagman XTC@ TILT is a hitch mounted platform bike rack the securely carries one to two bikes. Its one of our most popular racks and packed with user-friendly features. The rack tilts back so you can access your trunk without taking the bikes off and folds up out of the way when not in use. The adjustable ratchet hooks safely hold the bike frame and wheel hoops with straps secure the wheels. Fits tires up to 2.5" wide and wheels from 20" to 29" diameter.

Will work in 1.25 and 2" hitches



Order No.	MFG#	Description
886-4671	64671	BIKE CARRIER XTC2 TILT



BIKE CARRIER QUAD 2+2

The Swagman QUAD 2+2 hitch mounted platform bike rack is the ultimate in user-friendly versatility. It can carry two bikes or attach the add-on to transport four. Carries bikes of most sizes of frames, wheels, and tire widths. Its super easy to load the bikes onto the rack. The padded ratchet hooks safely hold the bike frame and the adjustable wheel trays and straps secure the wheels. A locking threaded hitch pin secures the rack to your vehicle while the locking ratchet hook locks your bikes to the rack. The rack folds up out of the way when not in use. Fits in 2" receiver



Order No.	MFG#	Description
886-6692	66692	BIKE CARRIER QUAD 2+2 FOR 2" REC.



CARGO CARRIER W/ RAILS 2"



- 500 lbs. capacity
- 23" x 60" cargo platform
- Mesh floor for easy cleanup
- 6" side rails to retain cargo
- Attachment holes for load securing devices
- Mounting holes for optional lighting kit (not included)
- Black powder coat finish resists corrosion
- Available in one piece or bolt together designs

Order No.	MFG#	Description
996-3153	63152	Cargo Carrier w/5-1/2" Side Rails, 24" x 60" Platform, 2" Sq. Receiver Mount



CARGO CARRIER W/ RAILS 1-1/4"



- 300 lbs. capacity
- 21-1/2" x 49-1/2" cargo platform
- Mesh floor for easy cleanup
- 5-1/2" side rails to retain cargo
- Attachment holes for load securing devices
- Mounting holes for optional lighting kit (not included)
- Black powder coat finish resists corrosion
- Available in one piece or bolt together designs

Order No.	MFG#	Description
896-3155	63154	Cargo Carrier w/5-1/2" Side Rails, 20" x 48" Platform, 11" x 1-1/4" Sq. Receiver Mount

Tires, Wheels, & Accessories, Tire Carriers , Chocks & Levelers



WHEEL CHOCK- MOTORCYCLE (RACKEM)



711-0009 : This Steel Motorcycle Wheel Chock will stabilize your motorcycle so it can be strapped down. Its 6.5" size accommodates most motorcycle front wheels. The base is pre-drilled for fast and easy installation. The chock can be quickly removed from the base, leaving your trailer floor almost flat for other uses.

711-0010: This Stainless Motorcycle Wheel Chock will stabilize your motorcycle so it can be strapped down. It can quickly be removed from its' base for versatility.

Order No.	MFG#	Description
711-0009	RA-17	GREY/BLACK WHEEL CHOCK
711-0010	RA-17S	STAINLESS STEEL WHEEL CHOCK
711-0011	RA-17B	BASE ONLY FOR 711-0009
711-0012	RA-17BS	BASE ONLY FOR 711-0010

LEVELERS LYNX

Strong and durable blocks interlock and come apart easily. Can be used in a variety of applications such as leveling an RV, under single tires, tandem axles, dual wheels, jacks and much more. Ten packs include storage bag and stores in less than one cubic foot.

Block size: 8-1/2" x 8-1/2" x 1".



Order No.	MFG#	Description
788-0004	00016	LYNX LEVELERS 4 PACK
788-0010	00015	LYNX LEVELERS 10 PACK INCLUDES CARRY BAG

STOP'N CHOCK LYNX

This wheel stop keeps trailer in place so you can re-hitch with confidence and also insures that trailer won't roll away when camping and also makes leveling with Lynx levelers very easy.

Size: 8-1/2" X 8-1/2" X 6".



Order No.	MFG#	Description
788-0018	00018	LYNX STOP'N CHOCK

Tires, Wheels, & Accessories, Tire Carriers , Chocks & Levelers



TIRE CHOCK LOCKING STANDARD



Placed on the ground between tires, locks wheels by applying force to both tires. Aids in trailer stabilizing and stops tire shifts. Extends from 15-1/4" to 23-1/8". Lightweight; easy to store. Rust-inhibiting coating for long life. Additional pressure can be applied by using a wrench or screw nut

Order No.	MFG#	Description
782-8000	28000A	TIRE LOCK CHOCK



TIRE CHOCK LOCKING DELUXE



Fit between tandem tires, locks wheels by applying force to both tires. Aids in trailer stabilizing and prevents tire shifts. A hand-operated ratchet wrench (included) turns a drive nut, extending the chocks against the tires for locking and retracting the chocks for removal. Requires 2-1/2" clearance between tires. Opens to 10". Lockable for added security (NOT INCLUDED). Made in U.S.A.

Order No.	MFG#	Description
782-8005	28005	DELUXE LOCKING TIRE CHOCK



TIRE CHOCK LOCKING X-CHOCK



782-8010 - The X-Chock starts off where the Deluxe Tire Locking Chock left off but it's new, slimmer design will fit into more axle applications.

- Provides added stabilization and prevents tire shifts by applying opposing force to tandem tire applications.
- As opposed to other chocks, the X-Chock works with the tires' natural movement instead of against them.
- Fits even the tightest of applications retracting down to 1 3/8" and extends to 10".
- Rust inhibitive coating.
- Plated ratchet wrench with comfort bumper included.
- Lightweight, easy to store.
- Lockable for added security with a padlock (NOT INCLUDED)
- Made in the USA!

782-8014 - The same great features of the original X-Chock in a wider application. Extends up to 17" to accommodate wide track axle spacing commonly found on Bullet, LaCrosse, PrimeTime, Passport, North Trail, etc.

Order No.	MFG#	Description
782-8010	28010	X-CHOCK
782-8012	28012	X-CHOCK 2-PK
782-8014	28014	EXTENDED X-CHOCK

Tires, Wheels, & Accessories, Tire Carriers, Chocks & Levelers

CAMCO

WHEEL CHOCK

Chocks keep trailer in place so you can re-hitch with confidence. Solidly constructed of durable hard plastic with UV inhibitors.



Order No.	MFG#	Description
784-4412	44432	WHEEL CHOCK PLASTIC

CAMCO

WHEEL CHOCK TANDEM/JACK STAND



Camco's Tandem Axle Trailer Wheel Chock is designed to secure your tandem-axle trailer against both forward and backward motion. Durable polymer construction with UV inhibitors. Wheel Chock can also be used as a tongue jack stand with a 400 lb. max tongue weight.

Order No.	MFG#	Description
784-4435	44435	TANDEM WHEEL CHOCK/ JACK STAND

CAMCO

WHEEL CHOCK SUPER

Keep vehicle and trailer from moving. Keeps trailer in place and re-hitch with confidence. Solidly constructed of durable polypropylene with UV inhibitors.



Order No.	MFG#	Description
784-4492	44492	SUPER WHEEL CHOCK

CAMCO

WHEEL CHOCK WITH ROPE

Made with durable, hard plastic with UV inhibitors. Includes rope for convenient placement and removal when the job is done.



Order No.	MFG#	Description
784-4472	44472	WHEEL CHOCK PLASTIC WITH ROPE

Tires, Wheels, & Accessories, Tire Carriers, Chocks & Levelers

CAMCO

WHEEL CHOCK BIG YELLOW



Camco's Big Yellow Wheel Chock is compatible with tires up to 30" in diameter and is designed to keep your trailer in place so that you can re-hitch with confidence. The large wheel chock has a honeycomb design that provides extra strength and durability. It is constructed of durable hard plastic with UV inhibitors and has a built-in handle to make it easy to use. Complies to SAE standards

Order No.	MFG#	Description
784-4419	44419	BIG YELLOW WHEEL CHOCK

CAMCO

TRAILER AID



DH # 784-0021 & 784-0022 - Trailer-Aid allows anyone to change a flat tire without help, without a jack, and without unloading the trailer. Made from lightweight super strong polymer. Trailer-Aid is easy to travel with and makes changing a trailer tire simple, holds up to 15000 LBS.


DH # 784-0023 & 784-0024 - Trailer-Aid Plus gives an additional 1" lift. The extra 1" lift makes Trailer-Aid Plus handy when performing maintenance on brakes, wheels, and axles.

Order No.	Reference	MFG#	Description
784-0021	A	21	TRAILER-AID YELLOW 1/BOX
784-0022		22	TRAILER-AID BLACK 1/BOX
784-0023	B	23	TRAILER-AID PLUS YELLOW 1/BOX
784-0024		24	TRAILER-AID PLUS BLACK 1/BOX

Tires, Wheels, & Accessories, Tire Carriers, Chocks & Levelers



TRAILER-AID HOLDER



- Ideal for storing your Trailer Aid
- Simply mount the aluminum holder on the wall of your trailer
- Mounting hardware not included
- Easy to install
- For use with Trailer Aid or Trailer Aid Plus

Order No.	MFG#	Description
784-0055	55	TRAILER-AID HOLDER



TRI-LEVELER



Raises RV up to 3-7/8" on any tire for a more level position. Helps appliances and tanks operate more efficiently. Lightweight, durable resin has a non-slip surface. Each Tri-Leveler has a load capacity of 3500 LB.

Order No.	MFG#	Description
784-4573	44573	TRI-LEVELER



WHEEL DOCK

Keep your trailer tongue wheels from sinking in soft ground while stabilizing your trailer tongue. Features a rope for easy handling



Order No.	MFG#	Description
784-4632	44632	WHEEL DOCK



SPARE TIRE BRACKET



It works on all sizes of tires and rim combinations. Ideal for enclosed trailers and open construction type trailers. Tire must sit on the trailer floor.

Order No.	MFG#	Description
877-7316	77316	SPARE TIRE BRACKET

Tires, Wheels, & Accessories, Tire Carriers, Chocks & Levelers



TIRE CARRIER HEAVY DUTY



Fits trailer wheels up to 16-1/2". Provides 4-3/4" lift and over 7" of offset to mount tire up and out of the way. Easy bolt on installation. Made from heavy duty seamless welded steel tubing. Includes hardware and instructions. Universal mounting systems fits trailer tongues up to 3" W x 5" H.

Order No.	MFG#	Description
873-1101	HDSTC 0101	TIRE CARRIER HEAVY DUTY FULTON



TIRE CARRIER HI-MOUNT



Tire mounts up and out from the trailer frame. Adjustable bolt circle to fit 4-lug and 5-lug wheels. 4 5/8" side offset allows for mounting away from trailer and 5" high offset raises tire to provide adequate ground clearance. Has security locking hole to lock wheel and bracket to trailer. Hot dip galvanized for superior corrosion resistance. Easy installation, includes mounting hardware. Fits all trailer tongues up to 3" W x 4" H.

Order No.	MFG#	Description
873-6121	STC 1000101	TIRE CARRIER HIGH MOUNT

TIRE CARRIERS U-BOLT



Locking levers thread onto U-bolt end to secure tire.

DH # 870-0001 fits 4 hole 4" bolt circle and 5 hole 4-1/2" bolt circle on 8", 9" and 12" wheels.

DH # 686-0700 fits 4 or 5 lug wheels 8", 9", 12", 13", 14", and 15" with locking bracket

Order No.	MFG#	Description
879-0001	UB-1	TIRE CARRIER U-BOLT 7-1/2" LONG X 1/2"-20NF
686-0700	ETCHL 0700	TIRE CARRIER U-BOLT LOCKABLE



TIRE CARRIERS UNIVERSAL R.V. REAR MOUNT



Tire carriers for 4" square RV bumpers. Universal design for rigid and folding mounts. Simply pick up one lug hole on the top of the carrier loop and clamp the wheel to the carrier through the center opening. The back plates have stops designed in for easy mounting to bumper, includes hardware and U-bolts.

Order No.	Reference	MFG#	Description
870-1000	A	TR-1	TIRE CARRIER UNIV. RIGID FITS 4" SQ. BUMPER
870-2000	B	TR-2	TIRE CARRIER UNIV. FOLDING FITS 4" SQ. BUMPER

Tires, Wheels, & Accessories, Tire Carriers , Chocks & Levelers



TIRE CARRIER SQUARE U-BOLTS FOR BUMPER

Square "U" bolts for 4" to 5" square bumpers. Two pack with nuts.



Order No.	MFG#	Description
870-9999	2200	U-BOLTS SQUARE 4" TO 5" BUMPER 2 PACK



SPARE TIRE CARRIER - ENCLOSED (RACKEM)



711-0007 -This item will securely transport a spare tire and is expandable with the purchase of additional holder. RA-16 comes with ONLY 1 holder. • The RA-16 can also be configured to hold traffic safety cones and a spare tire with the additional purchase of a RA-26 cone holder. • The cone holder is adjustable to hold cones from 12" to 36" which are required by law in some states. • Shown here with additional holder.

711-0008 -You will be able to transport 2 spare tires with this additional hook and it is only used with an RA-16 Spare Tire Holder.

Order No.	MFG#	Description
711-0007	RA-16	SPARE TIRE CARRIER
711-0008	RA-16H	ADD-ON CARRIER FOR 711-0007

Tires, Wheels, & Accessories, Tire Carriers , Chocks & Levelers



SPARE TIRE U-BOLT CARRIER



Strong 7/16" rod construction fits on frame, tongue, or rails up to 3" wide. The 3" of threads fit a wide variety of frame thicknesses and wheel sizes. Holds 4 or 5 lug wheels and fits 8" through 14" wheels and most 15" wheels. Zinc plated.

Model 27206A

- Comes with 2 nuts
- 12' (longer for wider wheels)

Model 27200

- Comes with 2 nuts
- 8.75"

Sold individually.

Order No.	MFG#	Description
644-2720	27206A	U-BOLT SPARE TIRE CARRIER 12"
644-7200	27200	U-BOLT TIRE CARRIER 8.75"

Tires, Wheels, & Accessories, Tire Carriers, Chocks & Levelers



SPARE TIRE CARRIER GALVANIZED



Perfect for mounting your spare tire vertically to the side of trailer tongue or frame rails. Mounting u-bolts may be crossed to fit shorter frames or may be installed parallel for more reach.

- 3/16" thick galvanized steel
- Fits frames up to 4" tall and 1" up to 3-1/2" wide
- Holds either 4 or 5 lug wheels that are up to 15"
- Extra heavy duty welded steel construction for worry free trailering
- Offset height raises tire and provides additional ground clearance
- Vertical offset= 5"
- Side offset= 4-1/2"
- Comes complete with all zinc plated hardware

Order No.	MFG#	Description
644-2731	27310G	SPARE TIRE CARRIER GALVANIZED

Tires, Wheels, & Accessories, Tire Carriers, Chocks & Levelers



HIDE-A-SPARE TIRE CARRIER



BAL now offers the Hide-a-Spare tire storage system that allows you to mount the bulky tire beneath your trailer and out of the way. This system is very easy to mount and if you ever require access to the spare tire, simple to remove. Made in the USA. Limited one year warranty

Model 28218 (B)

fits 68" to 75" frame width, Underslung mount for trailers with enclosed underbelly. Not designed for use on motorhomes or motorized vehicles. The knob and pin are removed to lower the Hide-a-Spare to the ground, It then telescopes out for easier access to the spare tire.

Order No.	MFG#	Description
652-8218	28218B	HIDE-A-SPARE TIRE CARRIER

Tires, Wheels, & Accessories, Spare Tire Covers



COVER RV WHEEL COVERS



Vinyl covers protect your tires and wheels from sun, dirt, corrosion and all types of weather while your vehicle is parked.

Order No.	Fits Tire Size	MFG#	Description
187-6230	(175/80-13) (185/80-13) Call for other sizes	45321	WHEEL COVER SNOW WHITE 24" - 26"
187-5246	(175/80-13) (185/80-13) Call for other sizes	45246	WHEEL COVER BLACK 24"-26"
187-6240	(205/75-14) (205/75-15) Call for other sizes	45322	WHEEL COVER SNOW WHITE 27" to 29"
187-5247	(205/75-14) (205/75-15) Call for other sizes	45247	WHEEL COVER BLACK 27"-29"
187-6250	(225/75-16) (235/80-16) (235/85r16) Call for other sizes	45323	WHEEL COVER SNOW WHITE 30" to 32"
187-5248	(225/75-16) (235/80-16) (235/85r16) Call for other sizes	45248	WHEEL COVER BLACK 30"-32"
187-6260	Fits all 19.5 wheels	45324	WHEEL COVER SNOW WHITE 33" - 35"
187-5249	Fits all 19.5 wheels	45249	WHEEL COVER BLACK 33"-35"

Tires, Wheels, & Accessories, Spare Tire Covers



COVER CUSTOM FIT SPARE TIRE

Vinyl cover helps keep dirt, rain and sun away from spare tire. Heavy nylon thread helps ensure weatherproofing of seams.



Order No.	Fits Tire Size	MFG#	Description
187-5100	(480 x12) (530 x 12) Call for other sizes	45349	TIRE COVER MODEL O 21.5" WHT
187-5261	(480 x12) (530 x 12) Call for other sizes	45261	TIRE COVER MODEL O 21.5" BLK
187-5110	(175/80-13) (185/80-13) Call for other sizes	45348	TIRE COVER MODEL N 24" WHT
187-5260	(175/80-13) (185/80-13) Call for other sizes	45260	TIRE COVER MODEL N 24" BLK
187-5120	(205/70-14) Call for other sizes	45347	TIRE COVER MODEL L 25.5" WHT
187-5259	(205/70-14) Call for other sizes	45259	TIRE COVER MODEL L 25.5" BLK
187-5130	(205/75-15) (205/75-14) Call for other sizes	45346	TIRE COVER MODEL J 27" WHT
187-5258	(205/75-15) (205/75-14) Call for other sizes	45258	TIRE COVER MODEL J 27" BLK
187-5140	(215/75-14) Call for other sizes	45345	TIRE COVER MODEL I 28" WHT
187-5257	(215/75-14) Call for other sizes	45257	TIRE COVER MODEL I 28" BLK

Tires, Wheels, & Accessories, Hub Covers

HUB COVER VERSA LOCK

Chrome finish ABS hub covers, Versa-Lok patented locking system locks onto wheel with simple twist allowing easy access to trailer wheel hubs without prying them off. No tools needed for installation or removal.



Order No.	MFG#	Description
793-0545	TAC545-CC	HUB COVER ABS VERSA-LOK 5 ON 4.5
793-0655	TAC655-CC	HUB COVER ABS VERSA-LOK 6 ON 5.5
793-0865	TAC865-CB	HUB COVER ABS VERSA-LOK 8 ON 6.5

HUB COVERS PLASTIC

Made of molded plastic.



Order No.	Application	MFG#	Description
799-0041	4/5 BOLT WHEEL	MD 9004 BLK	HUB COVER PLASTIC BULK BLACK
799-0044	4/5 BOLT WHEEL	MD 9004 W	HUB COVER PLASTIC BULK WHITE
799-0051	6 BOLT WHEEL	MD 9005 BLK	HUB COVER PLASTIC BULK BLACK
799-0054	6 BOLT WHEEL	MD 9005 W	HUB COVER PLASTIC BULK WHITE

HUB COVERS

E-Z lube hub covers fits Dexter wheel on E-Z lube axle with an open center.

Order No.	Application	MFG#	Description
797-0175	5-4.50 WHEEL 3.18 O.D.	90175	CENTER CAP STAINLESS STEEL W/ BLACK CENTER BUTTON
797-0121	5-4.50 WHEEL 3.18 O.D.	90121	CENTER CAP CHROME W/ BLACK CENTER BUTTON

Order No.	Fits Tire Size	MFG#	Description
187-5150	(225/75-15) Call for other sizes	45344	TIRE COVER MODEL F 29" WHT
187-5256	(225/75-15) Call for other sizes	45256	TIRE COVER MODEL F 29" BLK
187-5160	(235/75-16) Call for other sizes	45343	TIRE COVER MODEL E 29.75" WHT
187-5255	(235/75-16) Call for other sizes	45255	TIRE COVER MODEL E 29.75" BLK
187-5170	(235-85-16) Call for other sizes	45342	TIRE COVER MODEL C 31.25" WHT
187-5254	(235-85-16) Call for other sizes	45254	TIRE COVER MODEL C 31.25" BLK
187-5180	(255/85-16) (315/70-16) Call for other sizes	45341	TIRE COVER MODEL B 32.25" WHT
187-5253	(255/85-16) (315/70-16) Call for other sizes	45253	TIRE COVER MODEL B 32.25" BLK
187-5190	ALL 19.5" Wheels	45340	TIRE COVER MODEL A 34" WHT
187-5252	ALL 19.5" Wheels	45252	TIRE COVER MODEL A 34" BLK

Tires, Wheels, & Accessories, Hub Covers

WHEEL NUT COVERS

Plastic lugnut covers available in white or black fits 1/2-20 lugnut



Order No.	MFG#	Description
799-0014	MD9001W	WHEEL NUT COVER- WHITE
799-0011	MD9001BLK	WHEEL NUT COVER - BLACK

Tires, Wheels, & Accessories, TPMS Kits



TIRE PRESSURE MONITORING SYSTEM



For towables (boats, box, flatbed, livestock, campers, 5th wheels and more), Motorhomes, Light fleets, Pick-up trucks and more.

The first TPMS designed specifically for towables, plus FX delivers PressurePro's first BYOD based system, arming users with market leading tire performance management at never-before-seen value. Allowing users to leverage existing smart devices to display real time readings and alerts directly through the FREE, PressurePro app.

- 24/7 tire performance monitoring
- Five unique alerts including tire pressure and temperature
- Sensor unit is sealed & can be fully submerged in water
- Push notifications and FX warning light
- Ability to monitor up to 40 tires
- Vehicle naming and storage for easy monitoring of multiple trailers
- Fully adjustable vehicle layout and display
- Fully customizable baseline and alerts

POP kits available CONTACT US FOR MORE DETAILS

Order No.	MFG#	Description
860-4444	FX4K	TPMS KIT FOR 4-WHEELS

Tires, Wheels, & Accessories, Tires & Wheels

TIRE INTEGRAL ASSEMBLY 4.80 X 8

4.80 x 8 bias-ply tire on fixed Integral hub wheel.



Order No.	Wt. Capacity	Description
862-0160	590 LB.	TIRE 480-8 LR B ON INTEGRAL WHEEL W/ 3/4" BEARING
862-0161	590 LB.	TIRE 480-8 LR B ON INTEGRAL WHEEL W/ 1" BEARING

Tires, Wheels, & Accessories, Tires & Wheels

WHEEL / HUB INTEGRAL

8" x 3.75" - includes bearings and cap.



Order No.	Spindle Size	Description
860-0060	3/4"	WHEEL 8" X 3.75" INTEGRAL W/ 3/4" BEARING
860-0061	1"	WHEEL 8" X 3.75" INTEGRAL W/ 1" BEARING

TIRES 4.80 X 8 & 5.70 X 8

4.80 x 8 and 5.70 x 8 trailer tires.



Order No.	Wt. Capacity	Description
863-0200	745 LB.	TIRE ONLY 480-8 LR C
863-0201	745 LB.	TIRE 480-8 LR C ON 4 HOLE
863-0202	745 LB.	TIRE 480-8 LR C ON 5 HOLE
863-0400	910 LB.	TIRE ONLY 570-8 LR C
863-0401	910 LB.	TIRE 570-8 LR C ON 4 HOLE
863-0402	910 LB.	TIRE 570-8 LR C ON 5 HOLE

TIRES 4.80 X 12 & 5.30 X 12

4.80 x 12 and 5.30 x 12 trailer tires.



Order No.	Wt. Capacity	Description
863-1500	990 LB.	TIRE ONLY 480-12 LR C
863-1563	990 LB.	TIRE 480-12 LR C ON 4 HOLE SPOKE
863-1568	990 LB.	TIRE 480-12 LR C ON 5 HOLE SPOKE
863-1700	1045 LB.	TIRE ONLY 530-12 LR C
863-1763	1045 LB.	TIRE 530-12 LR C ON 4 HOLE SPOKE
863-1768	1045 LB.	TIRE 530-12 LR C ON 5 HOLE SPOKE
863-0790	1045 LB.	TIRE 530-12 LR C ON 4 HOLE SPOKE (GALV)
863-0850	1045 LBS	TIRE 530-12 LR C ON 5 HOLE SPOKE (GALV)
863-1701	1220 LBS	TIRE ONLY 530-12 LR D
863-1769	1220 LBS	TIRE 530-12 LR D ON 5 HOLE SPOKE

TIRES 215/60-8 OLD 18.5 X 8.5-8

215/60-8 metric equivalent of old 18.5 x 8.5-8.



Order No.	Wt. Capacity	Description
863-0800	935 LB.	TIRE ONLY 215/60-8 LR C
863-0805	935 LB.	TIRE 215/60-8 LR C ON 4 HOLE WHITE WHEEL
863-0806	935 LB.	TIRE 215/60-8 LR C ON 5 HOLE WHITE WHEEL
865-0805	935 LB.	TIRE 215/60-8 LR C ON 4-4.0 SILVER WHEEL
865-0806	935 LB.	TIRE 215/60-8 LR C ON 5-4.50 SILVER WHEEL
865-0807	935 LBS	TIRE 215/60-8 LRC MTD 5 HOLE GAL. WHEEL
865-0323	1165 LBS	TIRE 215/60-8 LRD MTD 5-4.50 WHITE WHEEL

Tires, Wheels, & Accessories, Tires & Wheels

TIRES 205/65-10 OLD 20.5 X 8-10

205/65-10 metric equivalent of old 20.5 x 8-10



Order No.	Wt. Capacity	Description
863-1100	1105 LB.	TIRE ONLY 205/65-10 LR C
863-1200	1330 LB.	TIRE ONLY 205/65-10 LR D
863-0056	1650 LB.	TIRE ONLY 205/65-10 LRE
863-1109	1105 LB.	TIRE 205/65-10 LR C ON 4 HOLE WHITE WHEEL
863-1110	1105 LB.	TIRE 205/65-10 LR C ON 5 HOLE WHITE WHEEL
863-1209	1330 LB.	TIRE 205/65-10 LR D ON 4 HOLE WHITE WHEEL
863-1210	1330 LB.	TIRE 205/65-10 LR D ON 5 HOLE WHITE WHEEL

Order No.	Wt. Capacity	Description
865-1110	1105 LB.	TIRE 205/65-10 LR C ON 5-4.50 SILVER WHEEL
863-4000	1105 LB	TIRE 205/65-10 LR C ON 5 HOLE GAL. WHEEL
863-4001	1330 LBS	TIRE 205/65-10 LR D ON 5 HOLE GAL. WHEEL
863-0490	1650 LBS.	TIRE 205/65-10 LR E ON 5-4.50 GAL. WHEEL
863-0480	1650 LB.	TIRE 205/65-10 LRE ON 5-4.50 WHITE WHEEL
863-0460	1650 LBS	TIRE 205/65-10 LR E ON 4 HOLE WHITE WHEEL

Tires, Wheels, & Accessories, Tires & Wheels

TUBE FOR TIRES

Inner tube for tires

Order No.	Description
861-4808	TUBE FITS 480/400X8 TIRE
861-5708	TUBE FITS 570/500X8 TIRE
861-4812	TUBE FITS 480/400X12 TIRE
861-5312	TUBE FITS 530/450X12 TIRE
861-1808	TUBE FITS 18.5X8.5X8 AND 215/60-8 TIRE
861-2010	TUBE FITS 20.5X8X10 AND 205/60-10 TIRE
861-1415	TUBE FITS LRG 14" TO SMALL 15"

Tires, Wheels, & Accessories, Tires & Wheels

TIRES LOADSTAR BIAS PLY

Computer designed tread with radial tire appearance but with Bias tire's durability. Advanced rubber compound gives longer tread wear and low rolling resistance. Flatter tread profile for increased towing stability.



Order No.	Wt. Capacity	Description
865-3100	1360 LB.	TIRE LOADSTAR ST175/80D13 LR C
865-3500	1760 LB.	TIRE LOADSTAR ST205/75D14 LR C
865-0090	1870 LB.	TIRE LOADSTAR ST215/75D14 LRC
865-3700	1820 LB.	TIRE LOADSTAR ST205/75D15 LR C
865-0196	2540 LB.	TIRE LOADSTAR ST225/75D15 LR D
865-3200	1610 LB.	TIRE LOADSTAR ST175/80D13 LR D
864-3300	1725 LB.	TIRE LOADSTAR ST185/80D13 LRD
863-0289	3072 LBS	TIRE LOADSTAR LT8-14.5 LRG

Tires, Wheels, & Accessories, Tires & Wheels

TIRES RADIAL LOADSTAR

The KARRIER ST offers double steel belts with full nylon plies for durability and increased tire life. The computer generated tread design, in conjunction with a new tread rubber compound, provides superior traction in wet or dry conditions. The KARRIER ST radial tires are continually tested for uniformity to help insure a smoother ride while providing additional stability at highway speeds.



Order No.	Wt. Capacity	Description
865-8400	3640 LB.	TIRE LOADSTAR ST235/85R16 LR E
865-0248	3500 LB.	TIRE LOADSTAR ST235/80R16 LR E
860-0303	2860 LB.	TIRE LOADSTAR ST225/75R15 LRE
865-0256	2540 LB.	TIRE LOADSTAR ST225/75R15 LRD
860-0245	2150 LB.	TIRE LOADSTAR ST205/75R15 LRD
865-0244	1820 LB.	TIRE LOADSTAR ST205/75R15 LRC
865-0234	1760 LB.	TIRE LOADSTAR ST205/75R14 LRC
865-1235	2040 LB.	TIRE LOADSTAR ST205/75R14 LRD

Order No.	Wt. Capacity	Description
865-0235	1870 LB.	TIRE LOADSTAR ST215/75R14 LRC
865-0208	1710 LB.	TIRE LOADSTAR ST185/80R13 LRD
865-0199	1360 LB.	TIRE LOADSTAR ST175/80R13 LRC
865-0270	1220 LB.	TIRE LOADSTAR ST145R12 LRD
865-0140	1520 LB.	TIRE LOADSTAR ST145R12 LRE
865-0237	1820 LB.	TIRE KR35 ST205/75R15 LRC
865-0253	2540 LB.	TIRE KR35 ST225/75R15 LRD

Tires, Wheels, & Accessories, Tires & Wheels

TIRE ASSEMBLIES LOADSTAR MOUNTED ON A WHITE SPOKE WHEEL

Excellent value Loadstar Tire Mounted On a White Spoke Wheel



Order No.	Wt. Capacity	Description
865-7390	3640 LB.	TIRE LOADSTAR ST235/85R16 LRE ON 8 HOLE WHITE SPOKE WHEEL
865-2664	2540 LB	TIRE LOADSTAR ST225/75R15 LRD ON 6 HOLE WHITE SPOKE WHEEL
865-2673	2540 LB.	TIRE LOADSTAR ST225/75R15 LRD ON 6 HOLE WHITE MOD WHEEL
865-2395	1820 LB	TIRE LOADSTAR ST205/75R15 LRC ON 5 HOLE WHITE SPOKE WHEEL
865-2153	1870 LB	TIRE LOADSTAR ST205/75R14 LRC ON 5 HOLE WHITE SPOKE WHEEL
865-3870	2540 LB	TIRE LOADSTAR ST225/75D15 LRD ON 6 HOLE WHITE SPOKE WHEEL

Order No.	Wt. Capacity	Description
865-6400	1820 LB.	TIRE LOADSTAR ST205/75D15 LRC ON 5 HOLE WHITE SPOKE WHEEL
865-6300	1760 LB.	TIRE LOADSTAR ST205/75D14 LRC ON 5 HOLE WHITE SPOKE WHEEL
865-6200	1360 LB.	TIRE LOADSTAR ST175/80D13 LRC ON 5 HOLE WHITE SPOKE WHEEL
865-3059	2540 LB.	TIRE LOADSTAR KR35 ST225/75R15 LRD ON 6 HOLE WHITE SPOKE WHEEL
865-2239	1820 LB	TIRE LOADSTAR KR35 ST205/75R15 LRC ON 5 HOLE BLACK MOD WHEEL
865-2068	1870 LB.	TIRE LOADSTAR KR35 ST205/75R14 LRC ON 5 HOLE WHITE SPOKE

Tires, Wheels, & Accessories, Tires & Wheels

WHEELS 8" & 10"

Wheels for 8" and 10" trailer tires.



Order No.	Description
860-0001	WHEEL 8" X 3.75" BC 4-4.00
860-0002	WHEEL 8" X 3.75" BC 5-4.50
860-0003	WHEEL 8" X 5.38" BC 4-4.00
860-0004	WHEEL 8" X 5.38" BC 5-4.50
860-0005	WHEEL 8" X 7" BC 4-4.00
860-0006	WHEEL 8" X 7" BC 5-4.50
860-0009	WHEEL 10" X 6" BC 4-4.00
860-0010	WHEEL 10" X 6" BC 5-4.50

Tires, Wheels, & Accessories, Tires & Wheels

WHEEL 13" SPOKE & MOD



13" spoke and mod style wheels

Order No.	Description
860-0014	WHEEL 13" X 4.5" BC 4-4.00 WHITE SPOKE
860-0018	WHEEL 13" X 4.5" BC5-4.50 WHITE SPOKE
860-0019	WHEEL 13" X 4.5" BC 4-4.00 WHITE MOD
860-0082	WHEEL 13" X 4.5" BC 5-4.50 WHITE MOD
860-0244	WHEEL 13" X 4.5" BC 5-4.50 SILVER MOD

WHEEL 12" SPOKE & MOD



12" spoke and mod style wheels

Order No.	Description
860-0063	WHEEL 12" X 4" BC 4-4.00 WHITE SPOKE
860-0068	WHEEL 12" X 4" BC 5-4.50 WHITE SPOKE
860-0083	WHEEL 12" X 4" BC 4-4.00 WHITE MOD
860-0087	WHEEL 12" X 4" BC 5-4.50 WHITE MOD

WHEEL 14" SPOKE & MOD



14" spoke and mod style wheels

Order No.	Description
860-0026	WHEEL 14" X 5.5" BC 5-4.50 WHITE SPOKE
860-0081	WHEEL 14" X 5.5" BC 5-4.50 WHITE MOD
860-0363	WHEEL 14" X 5.5" BC 5-4.50 SILVER MOD

Tires, Wheels, & Accessories, Tires & Wheels

WHEEL 15" SPOKE & MOD

15" spoke and mod style wheels



Order No.	Description
860-0034	WHEEL 15" X 5" BC 5-4.50 WHITE SPOKE
860-0424	WHEEL 15" X 5" BC 5-4.50 SILVER SPOKE
860-0055	WHEEL 15" X 5" BC 5-5.00 WHITE SPOKE
860-0042	WHEEL 15" X 6" BC 5-4.50 WHITE SPOKE
860-5634	WHEEL 15" X 6" BC 5-4.75 WHITE SPOKE
860-0556	WHEEL 15" X 6" BC 5-5.00 WHITE SPOKE

Order No.	Description
860-0049	WHEEL 15" X 6" BC 6-5.50 WHITE SPOKE
860-0084	WHEEL 15" X 5" BC 5-4.50 WHITE MOD
860-0436	WHEEL 15" X 5" BC 5-4.50 SILVER MOD
860-0079	WHEEL 15" X 6" BC 5-4.50 WHITE MOD
860-0080	WHEEL 15" X 6" BC 6-5.50 WHITE MOD
860-0539	WHEEL 15" X 6" BC 6-5.50 SILVER MOD

Tires, Wheels, & Accessories, Tires & Wheels

WHEEL 16" SPOKE & MOD



16" spoke and mod style wheels

Order No.	Description
860-0086	WHEEL 16" X 6" BC 6-5.50 WHITE SPOKE
860-0088	WHEEL 16" X 6" BC 8-6.50 WHITE SPOKE
860-0097	WHEEL 16" X 6" BC 6-5.50 WHITE MOD
860-0098	WHEEL 16" X 6" BC 8-6.50 WHITE MOD
860-0794	WHEEL 16" X 6" BC 8-6.50 SILVER MOD
860-0766	WHEEL 16" X 6" BC 8-6.50 BLACK CONVETIONAL

Tow Bars

BASE PLATE



We stock both the Demco and Blue ox. Some might be special order



TOW BAR DOMINATOR (7500 LBS)



- Weighs only 30 lbs.
- Tows up to 7500 lbs
- Independent arms for easy hook-up
- Safety cable mounting clips
- Easy trigger release
- Rise or drop male receiver
- Adjustable towing angle
- Self-aligning
- Self-supporting arms
- Stores in multiple positions
- Limited lifetime warranty.... Only manufacturer to offer it
- See demco website for further details

Order No.	MFG#	Description
951-1008	9511008	DEMCO TOWBAR DOMINATOR (7500LBS)



TOW BAR COMMANDER 2 (6000 LBS)



- Weighs only 41lbs
- Tows up to 6000 lbs
- Independent arms for easy hook-up
- Safety cable mounting clips
- Easy trigger release
- Rise or drop male receiver
- Adjustable towing angle
- Self-aligning
- Self supporting arms
- Stores in multiple positions
- Limited lifetime warranty... Only manufacturer to offer it !!
- See demco website for more details

Order No.	MFG#	Description
951-1012	9511012	TOW BAR COMMANDER 2 (6000 LBS)



TOW BAR EXCALI-BAR 3 (10,500 LBS)



- Weighs only 46 lbs
- Tows up to 10,500 lbs
- Independent arms for easy hook-up
- Safety cable mounting clips
- Easy trigger release
- Rise or drop male receiver
- Adjustable towing angle
- Self-aligning
- Self supporting arms
- Stores in multiple positions
- Limited lifetime warranty... Only manufacturer to offer it !!
- See demco website for more details

Order No.	MFG#	Description
951-1013	9511013	TOW BAR EXCALI-BAR 3 (10,500 LBS)

Tow Bars



TOW BAR ALPHA (6500 LBS)



- Mounts and stores on back of RV
- Folds up out of the way when not in use
- Rated for 6,500 pounds
- Telescoping arms for very quick and easy hookup
- Self-aligning, with quick disconnect hookup pins
- Easy release locking handles for quick disconnect
- Dependable steel construction
- Off-set triple lugs to better align towing forces and prevent binding
- Rubber boots to protect from road grime
- Includes 7,500 lb. safety cables
- Weighs only 35 lbs.
- Three year tow bar warranty

Order No.	MFG#	Description
761-7380	BX7380	ALPHA 2 TOW BAR (SAFETY CABLES INCLUDED)



TOW BAR ASCENT (7500 LBS)



- Aluminum and steel construction
- 2" longer than most tow bar manufactures
- Fits 2x2 shank
- Weighs approximately 31 lbs
- GTW 7,500 lb capacity
- Arms span from 16" to 38" width
- Made in USA

Included

- 7 ft, 7500 lb Safety cables
- Retaining pins and clips

Order No.	MFG#	Description
761-4370	BX4370	TOW BAR ASCENT (SAFETY CABLES INCLUDED)

Tow Bars



TOW BAR AVAIL (10,000 LBS)



- Improved turning radius, better cornering
- Fits wide or narrow towed vehicles
- Smoother towing over rough roads
- Patented non-binding latches release easily under any conditions
- No interference, low profile handle design
- Off-set triple lugs to better align towing forces
- Easy fold-away tow bar mounts and stores on back of RV
- Legs collapse and extend to lock for easy hook-up
- 3 Year warranty
- 2" longer than the Aventa LX
- All New Copper Metallic finish
- Fits 2x2 shank
- Weighs approximately 53 lbs
- 10,000 lb capacity steel construction

Order No.	MFG#	Description
761-7420	BX7420	TOW BAR AVAIL 10K 2" REC. (SAFETY CABLES INCLUDED)



TOW BAR COVERS

Made of heavy-duty vinyl-coated fabric. Easy to put on and take off. Protects towbar when stored.



Order No.	MFG#	Description
768-8156	BX88156	TOW BAR COVER ACCLAIM



BRAKING SYSTEM DELTA FORCE



- Dual-signal proportional
- Flexball actuator mount
- Wireless Coachlink
- Set-it-once pedal clamp
- 75% smaller than competitor models
- Breakaway integrated
- Industry leading 5 year warranty

Order No.	MFG#	Description
959-9004	9599004	DELTA FORCE BRAKE SYSTEM
959-6221	6221	2ND CAR ADD-ON KIT

Tow Bars



BRAKING SYSTEM PATRIOT 3



- ALL ELECTRIC
- FASTER RESPONSE BRAKING TIME
- WORKS ON ALL VEHICLES, INCLUDING HYBRIDS
- SUPER CAPACITOR LIFETIME BATTERY
- IN-COACH CONTROLLER WITH EXTENDED RF RANGE
- AUTOMATICALLY CHECKS BRAKE PRESSURE DURING SET-UP
- CONTINUOUSLY MONITORS BRAKE PRESSURE DURING TOWING
- LIGHTWEIGHT
- BREAK-AWAY INCLUDED
- TWO YEAR WARRANTY

Order No.	MFG#	Description
761-2019	BRK2019	PATRIOT BRAKE 3 SYS
761-2505	BRK2505	REPLACEMENT SWITCH & HARNESS



TOW BAR PINS WITH CLIPS



Blue Ox original replacement towbar pins and clips set. This set is a direct replacement made by Blue Ox if you lost your set or simply wish to have an extra set on hand.

Order No.	MFG#	Description
761-8849	BX84-0140	REPLACEMENT PINS AND CLIPS



LOCK BASEPLATE/ RECEIVER

Locks Blue Ox towbar to the receiver / baseplate. Prevents accidental unhitching. Sturdy construction for strength and durability.



Order No.	MFG#	Description
761-8858	BX8858	LOCK BASEPLATE / RECEIVER 5/8"
761-8859	BX8859	LOCK BASE PLATE / RECEIVER 1/2"



SAFETY CABLES

Protects towed vehicle from accidental disconnection. Aircraft-grade cable that is plastic coated for easy handling. Available with S-hooks or grab handles 7' long sold in pairs.



Order No.	MFG#	Description
768-8196	BX88196	SAFETY CABLE 7' WITH S-HOOKS 5000 LB 2 BOX
768-8197	BX88197	SAFETY CABLE 7' WITH G-HOOKS 10000 LB 2 BOX



SAFETY CABLE KEEPER

Replacement neoprene rubber keepers for Blue Ox safety cables. Keeps your S-hooks in place. 4-per-pack



Order No.	MFG#	Description
768-0141	BX84-0141	SAFETY CABLE KEEPERS 4 PER PACK

Tow Bars



BASE PLATE ADAPTER TABLESS



Converts Demco tabless base plate to Blue Ox tow bar

Order No.	MFG#	Description
952-3127	9523127	BASE PLATE ADAPTER TABLESS



BASE PLATE ADAPTER



The classic adapter converts Demco towbar to fit Blue ox base plates

Order No.	MFG#	Description
952-3041	9523041	BASEPLATE ADAPTER CLASSIC



TOW BAR ADAPTER BLUE OX TO ROADMASTER

Blue Ox Towbar to Roadmaster Bracket Includes Crossbar



Order No.	MFG#	Description
761-8876	BX88178	ADAPTER, BLUE OX TO ROADMASTER



WIRE CABLES COILED



Coiled wiring adapters

Order No.	MFG#	Description
952-3054	9523054	COILED WIRE HARNESS 7-6
952-3069	9523069	COILED WIRE HARNESS 7-4



COILED CABLE 7 TO 6

Includes one 6-way socket for your towed vehicle. Spade style 7-way round connector on one end, 6-way connector on the other. Designed for motorhomes with 7-way connectors. Eliminates the need for adapters.



Order No.	MFG#	Description
768-8206	BX 88206	7 TO 6 COILED CABLE
574-7083	47083	7-6 COILED CABLE EXTENSION



WIRE CABLES COILED 4 & 6 WIRE

Wire connections encased in silicone cables expand from 1 to 7 feet. Reversible plug connectors allow quick hooking and unhooking and expanding cable virtually eliminates accidental disconnection.

Order No.	MFG#	Description
761-8861	BX8861	COILED CABLE EXTENSION 4-4 WIRE
761-8862	BX8862	COILED CABLE EXTENSION 6-6 WIRE
574-7055	47055	COILED 6-6 CABLE EXTENSION

Tow Bars



DIODE 6 AMP




6 Amp replacement diode for BX8847 wiring kits, diode block contains one 6-amp diode, molded and sealed to keep moisture out.

Order No.	MFG#	Description
761-8864	BX8864	DIODE PACK 6 AMP
761-8159	BX88159	6 AMP DIODE 12 PK.
574-8955	48955	HOPKINS DIODE 4-PACK
952-3063	9523063	DEMCO DIODES (4-PK)



DIODE BLOCK 9 TERMINAL 4 AMP



Replacement diode for BX8811 wiring kit, contains six 4-amp diodes, self-tapping screws eliminate wire stripping, molded and sealed to keep moisture out.

Order No.	MFG#	Description
761-8863	BX8863	DIODE BLOCK 9 TERMINAL



WIRELESS LIGHT BAR LED



- No cutting and splicing into your vehicle wiring
- No wires running from the coach to the towed vehicle
- Wireless technology
- Transmitter and Light BAR are paired to eliminate interference
- Transmitter plugs into the 7 way plug on your coach
- The light bar mounts to the rear window of the towed vehicle and Powered by a 12V port from towed vehicle

Order No.	MFG#	Description
952-6343	6343	WIRELESS LIGHTBAR LED

Tow Bars



TAILLIGHT WIRING KIT (DIODE) DEMCO



- Heat sealed diodes to connect your motor homes running lights, turn signals and brake lights to your towed vehicle
- These diodes prevent the back flow of electrical feedback to protect both vehicle electrical systems
- All the necessary hardware comes with each kit to include: 4 heat sealed diodes, 26' 4-conductor 16ga wire, butt connectors, ring terminals, nylon ties and wiring instructions.

Order No.	MFG#	Description
952-3010	9523010	TAILLIGHT WIRING KIT (DIODE)



TAILLIGHT WIRING KIT BULB & SOCKET (DEMCO)



- Self contained wiring kit is designed to by-pass your towed vehicles proprietary wiring system
- Eliminates the need to tap into the towed vehicles electrical system
- Wiring is routed underneath the towed vehicle to a front mounted socket at the front of the car
- Kit includes: Bulbs and sockets, 26' 4-conductor 16ga wire, Butt connectors, ring terminals, nylon ties and wiring instructions

Order No.	MFG#	Description
952-3047	9523047	TAILLIGHT WIRING KIT (BULB AND SOCKET)



TAIL LIGHT WIRING KIT 4 DIODES

6 Amp connects towed vehicle light system to RV's brake light wiring. Includes four diode blocks to prevent electrical feedback.



Order No.	MFG#	Description
761-8848	BX8848	TAILLIGHT WIRING KIT 4 DIODES



TAIL LIGHT WIRING KIT BULB & SOCKET

Does not tap into vehicle wiring, simple to install, fits most vehicles with clearance in taillight housing, operated by towing vehicle.



Order No.	MFG#	Description
761-8869	BX8869	WIRE HARNESS KIT

Tow Bars



TAIL LIGHT WIRING KIT SATURN 3 DIODES

Connect your towed vehicle's lighting system to your RV's to get the brake lights required for towing.

Features:

- Connects RV's tail, brake and turn signal lights to towed vehicle's light system
- Includes 26' long, 4-wire harness; 3 diodes; and detailed instructions
- Diodes prevent electrical feedback and the damage it can cause to your towed car's electrical components
- Made in USA
- 1-Year warranty

BX8847 Blue Ox Tow Bar Wiring Kit - 3 Diodes

Order No.	MFG#	Description
761-8847	BX8847	WIRE HARNESS KIT



TAIL LIGHT WIRING KIT WITH DIODE BLOCK

Connects towed vehicle light system to the RV's brake light wiring. Includes diode block to prevent electrical feedback.



Order No.	MFG#	Description
761-8811	BX8811	WIRE HARNESS KIT



TAIL LIGHT WIRE KIT LED



TAIL LIGHT WIRE KIT LED BLUE OX

Great for use on vehicles with tail light lens clearance problems.

****SOLD INDIVIDUALLY*****

Order No.	MFG#	Description
768-8270	BX88270	TAIL LIGHT WIRE KIT LED (CLEAR)
768-8268	BX88268	TAIL LIGHT WIRE KIT LED (RED)



FUSE BYPASS SWITCHES



Stop pulling fuses every time you tow. Now you can disconnect your fuse with the flip of a switch.

The Fuse Bypass Switches are available in four (4) different models(see application guide for fit information). This switch provides a safe alternative to the constant removal and reinstallation of the fuse when changing from the towed mode to the driving mode.

Order No.	MFG#	Description
768-8272	BX88272	FUSE BYPASS SWITCH LONG LEAD FOR MINI FUSE
768-8273	BX 88273	FUSE BYPASS SWITCH 2-CIRCUIT MINI FUSE
768-8274	BX 88274	FUSE BYPASS SWITCH HIGH CURRENT FUSE



HITCH IMMOBILIZER

Eliminate the excess movement between the receiver hitch and the ball mount, tow bar or drop/rise receiver with the hitch immobilizer. The hitch immobilizer is available in three styles for either 2" or 2 1/2" receivers. It works on any receiver hitch and installs in seconds



Order No.	MFG#	Description
768-8224	BX 88224	IMMOBILIZER BLUE OX



TOW BAR DROP RECEIVERS



Drop Receivers – rated at 10,000 LBS. NOT for use with weight distributing attachments. Lowers a 2-inch receiver connection to reduce hitching heights. Available in 2", 4", 6", 8" and 10" drop.

Order No.	Drop	MFG#	Description
768-8128	2"	BX88128	DROP RECEIVER 2"
768-8129	4"	BX88129	DROP RECEIVER 4"
768-8130	6"	BX88130	DROP RECEIVER 6"
768-8131	8"	BX88131	DROP RECEIVER 8"
768-8132	10"	BX88132	DROP RECEIVER 10"
952-3059	4"	9523059	DROP/RISE RECEIVER 4" (DEMCO)
952-3060	6"	9523060	DROP/RISE RECEIVER 6" (DEMCO)

Tow Bars

SPLASH STOP BUMPER MOUNT

Hangs from back bumper or under frame and knocks down dirt, mud, slush and gravel to keep vehicle and other tows cleaner. Measure height from ground to bumper. Choose next larger dimension (brush may be cut). Can be easily removed when not towing, filaments are permanently fitted into a steel casing, extruded polypropylene filaments are tough and long wearing. Available in two sizes: 16" trim and 22" trim includes two 4 foot lengths of skirting, plus aluminum mounting channel and hardware.



Order No.	MFG#	Description
789-0016	3006154	SPLASH STOP 16" HANG DOWN LTH
789-0022	3006155	SPLASH STOP 22" HANG DOWN LTH

Rollers & Shafts



ROLLER SHAFTS



Replacement Roller shaft & cap nuts

- 1/2" & 5/8" diameter x many different lengths
- Zinc Plated
- Comes with two cap nuts

Order No.	DIA.	LENGTH	MFG#	Description
644-0700	1/2"	5.25"	10700A	ROLLER SHAFT W/ NUTS
644-0701	1/2"	6.25"	10701A	ROLLER SHAFT W/ NUTS
644-0725	5/8"	8-7/8"	10725A	ROLLER SHAFT W/NUTS
644-0727	5/8"	13"	10727A	ROLLER SHAFT W NUTS
644-0800			10800A	CAP NUT 1/2" ONLY 8-PK
644-0801			10801A	CAP NUT 5/8" ONLY 8-PK



RETAINER RINGS AND WASHERS FOR WOBBLE ROLLER(HOG RINGS)



These are used by many trailer manufacturers to secure wobble rollers onto their individual shafts.

- For 1-1/8" shaft size
- Zinc plated
- 2 clips & 2 washers per package

Order No.	MFG#	Description
644-0980	10980	WOBBLE ROLLER RINGS & WASHERS



ROLLER DISPLAY SET (RUBBER)



An assortment of popular black rubber rollers in a convenient display box.

Includes: 2-644-9502, 4-644-9522, 2-644-9525, 2-644-9540, 2-644-9541, 2-644-9550, 2-644-9551 2-644-2955, 2-644-9590

Order No.	MFG#	Description
644-9599	29599A	ROLLER DISPLAY SET



KEEL ROLLERS- BLACK NATURAL RUBBER



Black natural rubber rollers are original equipment on many trailers. Fits standard brackets and shaft sizes.

- Black natural rubber
- 5/8" shaft

Order No.	DIA.	LENGTH	MFG#	Description
644-9500	3-1/2"	11-3/4"	29500	KEEL ROLLER 12"
644-9501	3-3/8"	9-3/4"	29501	KEEL ROLLER 10"
644-9502	3-3/8"	7-7/8"	29502	KEEL ROLLER 8"

Rollers & Shafts



KEEL ROLLERS- YELLOW TPR



Thermal Plasticized Rubber (TPR) is resilient, non-marking, stronger than black rubber and softer than polyurethane.

- Yellow TPR
- 5/8" shaft

Order No.	DIA.	LENGTH	MFG#	Description
644-9703	3-1/8"	7-7/8"	29703	KEEL ROLLER DEEP V 8"
644-9704	3-1/8"	9-3/4"	29704	KEEL ROLLER DEEP V 10"
644-9705	3-1/8"	11-3/4"	29705	KEEL ROLLER DEEP V 12"



STATIONARY KEEL ROLLER BRACKET ASSEMBLY FOR 3" TONGUE



Stationary keel roller bracket assembly for a 3" wide tongue
Bracket

- 1/8" thick Galvanized.
- 5/8" shaft
- 1/2" hole slots
- 3" hole centers
- Replacement part #32151G

Roller

- Black natural rubber
- 3" Diameter
- 4-7/8" wide
- 5/8" shaft
- Replacement part #29522

Order No.	MFG#	Description
644-2150	32150G	KEEL ROLLER BRACKET ASSEM. 3"

Rollers & Shafts



ADJUSTABLE KEEL ROLLER BRACKET ASSEMBLY- 5" BLACK ROLLER



Adjustable keel roller bracket assemblies are perfect for adding keel support forward along the tongue.

- Fits 3" tongue width
- 5" black rubber roller
- Includes pair of 3/8" bolts

Order No.	MFG#	Description
644-2003	32003G	KEEL ROLLER ADJ BRKT. 3" TONGUE



ADJUSTABLE KEEL ROLLER BRACKET ASSEM.- 4" BLACK ROLLER



Adjustable keel roller bracket assemblies are perfect for adding keel support forward along the tongue.

- Fits 2" tongue width
- 4" black rubber roller
- Includes pair of 3/8" bolts

Order No.	MFG#	Description
644-2005	32005G	KEEL ROLLER BRKT ASSEM.2" TONGUE



SPOOL ROLLERS- BLACK NATURAL RUBBER



Black natural rubber rollers are original equipment on many trailers. Fits standard brackets and shaft sizes.

- Black natural rubber
- 3" Outside Diameter
- 1/2" OR 5/8" shaft

Order No.	I.D.	WIDTH	MFG#	Description
644-9522	5/8"	4-7/8"	29522	SPOOL ROLLER 5"
644-9523	1/2"	4-7/8"	29523	SPOOL ROLLER 5"
644-9524	5/8"	3-7/8"	29524	SPOOL ROLLER 4"
644-9525	1/2"	3-7/8"	29525	SPOOL ROLLER 4"



SPOOL ROLLERS- YELLOW TPR



Thermal Plasticized Rubber (TPR) is resilient, non-marking, stronger than black rubber and softer than polyurethane.

- Yellow TPR
- 2-7/8" Diameter
- 1/2" or 5/8" shaft

Order No.	I.D.	WIDTH	MFG#	Description
644-9710	1/2"	3-7/8"	29710	SPOOL ROLLER 4" TPR
644-9711	5/8"	3-7/8"	29711	SPOOL ROLLER 4" TPR
644-9712	5/8"	4-7/8"	29712	SPOOL ROLLER 5" TPR

Rollers & Shafts



SMALL RIBBED ROLLER 3/4" SHAFT, BLACK



Black natural rubber rollers are original equipment on many trailers. Fits standard brackets and shaft sizes

- Black natural rubber
- 4-3/8" Diameter
- 3" wide
- 3/4" shaft

Order No.	MFG#	Description
644-9530	29530	WOBBLE ROLLER RIBBED 4-3/8X3/4" ID



LARGE RIBBED ROLLER 1.25" SHAFT



Black natural rubber rollers are original equipment on many trailers. Fits standard brackets and shaft sizes.

- Black natural rubber
- 5" diameter
- 3" wide
- 1-1/8" shaft

Order No.	MFG#	Description
644-9537	29537	WOBBLE ROLLER RIBBED 5"X1.25"



4-3/8" WOBBLE ROLLER- SMOOTH



Black natural rubber rollers are original equipment on many trailers. Fits standard brackets and shaft sizes.

Steel plate center, true wobble roller

- Black natural rubber
- 4-3/8" Diameter
- 4-3/8" wide
- 3/4" shaft

Order No.	MFG#	Description
644-9532	29532	WOBBLE ROLLER 4-3/8" SMOOTH



RIBBED ROLLER- YELLOW TPR 1-1/8" SHAFT



Thermal Plasticized Rubber (TPR) is resilient, non-marking, stronger than black rubber and softer than polyurethane.

- Yellow TPR
- 5" Diameter
- 3" wide
- 1-1/8" shaft

This is an original replacement roller for Sealion & Loadrite trailers.

Order No.	MFG#	Description
644-9730	29730	ROLLER RIBBED 5X1-1/8 TPR

Rollers & Shafts



BOW ROLLER 3"



Black natural rubber rollers are original equipment on many trailers. Fits standard brackets and shaft sizes.

- Black natural rubber
- 3" Diameter
- 3-1/8" wide
- 1/2" shaft

Order No.	MFG#	Description
644-9540	29540	BOW ROLLER 3"X1/2"



BOW ROLLER 3"-YELLOW TPR



Durable thermal plasticized rubber (TPR) bow bell assemblies help to center the boat and prevent bow to bowstand contact.

- Yellow TPR
- 2-7/8" Diameter
- 3" wide
- 1/2" shaft

Order No.	MFG#	Description
644-9720	29720	BOW ROLLER 3" TPR



BOW ROLLER 4"



Black natural rubber rollers are original equipment on many trailers. Fits standard brackets and shaft sizes.

- Black natural rubber
- 3-1/2" Diameter
- 3-3/4" wide
- 1/2" shaft

Order No.	MFG#	Description
644-9541	29541	BOW ROLLER 4" X 1/2" I.D.



BOW ROLLER 4"- YELLOW TPR



Durable thermal plasticized rubber (TPR) bow bell assemblies help to center the boat and prevent bow to bowstand contact.

- Yellow TPR
- 3-1/4" Diameter
- 3-7/8" wide
- 1/2" shaft

Order No.	MFG#	Description
644-9721	29721	BOW ROLLER 4" TPR

Rollers & Shafts



3" BOW BELL ROLLER ASSEMBLY- YELLOW TPR



Durable thermal plasticized rubber (TPR) bow bell assemblies help to center the boat and prevent bow to bowstand contact.

- Yellow TPR
- 4-1/2" Diameter
- 6" wide
- 1/2" shaft
- Fits 3" wide center roller bracket

Order No.	MFG#	Description
644-9300	29300	BELL ASSEM. 3" TPR



4" BOW BELL ROLLER ASSEMBLY- YELLOW TPR



Durable thermal plasticized rubber (TPR) bow bell assemblies help to center the boat and prevent bow to bowstand contact.

- Yellow TPR
- 5-1/2" Diameter
- 8" wide
- 1/2" shaft
- Fits 4" wide center roller bracket

Order No.	MFG#	Description
644-9301	29301	BELL ASSEM. 4" TPR



3" BELL END- YELLOW TPR



Thermal Plasticized Rubber (TPR) is resilient, non-marking, stronger than black rubber and softer than polyurethane.

- Yellow TPR
- 4-1/2" Diameter
- 1-1/4" wide
- 1/2" shaft
- Fits 3" wide center roller bracket

Used in bow bell roller assembly (29300).

Order No.	MFG#	Description
644-9740	29740	BELL ROLLER END 3"X1/2" TPR



4" BELL END- YELLOW TPR



Thermal Plasticized Rubber (TPR) is resilient, non-marking, stronger than black rubber and softer than polyurethane.

- Yellow TPR
- 5-1/4" Diameter
- 1-3/4" wide
- 1/2" shaft
- Fits 4" wide center roller bracket

Used in bow bell roller assembly (29301).

Order No.	MFG#	Description
644-9742	29742	BELL ROLLER END 4"X1/2" TPR

Rollers & Shafts



4"X4" BOW Y-STOP



Black natural rubber y stops are original equipment on many trailers.

- Black natural rubber
- 7" span
- 4" x 4" mount
- 3/8" bolt

Order No.	MFG#	Description
644-9550	29550	Y-STOP 4"X4" W/1/2" I.D.



2"x2" Bow Y Stop Black Natural Rubber



Black natural rubber y stops are original equipment on many trailers.

- Black natural rubber
- 4" span
- 2" x 2" mount
- 3/8" bolt

Order No.	MFG#	Description
644-2955	29552	2"x2" Bow Y Stop Black Natural Rubber



3"X3" BOW Y-STOP



Black natural rubber y stops are original equipment on many trailers.

- Black natural rubber
- 6-5/8" span
- 3" x 3" mount
- 3/8" bolt

Order No.	MFG#	Description
644-9551	29551	Y-STOP 3"X3" W/1/2" I.D.



3"X3" BOW Y-STOP - YELLOW TPR



Thermal Plasticized Rubber (TPR) is resilient, non-marking, stronger than black rubber and softer than polyurethane.

- Yellow TPR
- 5-3/4" span
- 3' x 3' mount
- 3/8" bolt

Order No.	MFG#	Description
644-9751	29751	Y STOP 3"X3" TPR

Brackets & U-bolts



SPECIAL ORDER BRACKETS

Many sizes and varieties available. So if you dont see it in catalog then please call for price and avail. or you can go to C.E. SMITH website to see what you need.



Order No.

SPECIAL ORDER



SWIVEL BRACKETS



Galvanized swivel top bracket provides vertical and tilting adjustment for trailer bunks.

Swivel Bracket for mounting Bunk Boards to Bolster Brackets. Bolt-on installation.

- Bunk flange holes 3/8" dia.
- Bunk flange 1-3/8" x 3-1/2"
- Swivel flange hole 1/2" dia.
- Swivel flange 2" tall x 3-1/2"
- 2-1/2" bunk flange hole centers
- 11 gauge galvanized steel
- Made in the USA

Sold individually.

Order No.	MFG#	Description
644-0200	10200G	SWIVEL BRACKET 2.5"



Swivel Bracket Assembly - 9"



This Smith adjustable bracket is designed to support roller bunks. Hot dip galvanizing for years of use in the harsh marine environment.

This bracket assembly uses bolster bracket-10100G and swivel bracket-10200G.

- Bolster bracket: 8" bracket, 11 gauge material, 2-1/2" wide, slots 1/2" wide, swivel hole 1/2" dia., slots 2-3/4"
- Swivel bracket: 11 gauge material, bunk flange 1-3/8" x 3-1/2", bunk flange holes 3/8" dia., swivel flange 2" tall x 3-1/2", swivel flange hole 1/2" dia., hole centers 2-1/2"
- Overall assembly length is 9"

Order No.	MFG#	Description
644-1000	10000G	BOLSTER BRACKET SWIVEL 8"

Brackets & U-bolts



Swivel Bracket Kit



Galvanized swivel top brackets provide vertical and tilting adjustment for trailer bunks.

Swivel Brackets for mounting Bunk Boards to Bolster Brackets.

- Bunk flange holes 3/8" dia.
- Bunk flange 1-3/8" x 3-1/2"
- Swivel flange hole 1/2" dia.
- Swivel flange 2" tall x 3-1/2"
- 2-1/2" bunk flange hole centers & 1 hole centered
- 10 gauge material

Sold as kit with (2) brackets, (2) 7/16" x 1" head cap screws, and (2) 7/16" nylon lock nuts.

Order No.	MFG#	Description
644-1020	10205GA	SWIVEL BRKT 1 PAIR PKG



PANEL BRACKET - 4" GALVANIZED



One piece roller bracket for mounting a 4" spool roller.

Use with 5/8" dia. X 5-1/4" roller shaft.

Mounting slots are on 2" centers.

Material is 11 gauge with multiple gussets for added strength.

Order No.	MFG#	Description
644-0300	10300G	PANEL BRACKET 4" GALV.



PANEL BRACKET- 5" GALVANIZED



One piece roller bracket for mounting a 5" keel or spool roller.

Use with 5/8" dia. X 6-1/4" roller shaft.

Mounting slots are 3" on center.

Material is 11 gauge with multiple gussets for added strength.

Order No.	MFG#	Description
644-0301	10301G	PANEL BRACKET 5" GALV.



PANEL BRACKET- 8" GALVANIZED



One piece roller bracket for mounting a 8" keel roller.

Use with 5/8" dia. X 8-7/8" roller shaft.

Mounting slots are 6" on center.

Material is 11 gauge with multiple gussets for added strength.

Order No.	MFG#	Description
644-0303	10303G	PANEL BRACKET 8" GALV.

Brackets & U-bolts



PANEL BRACKET- 12" GALVANIZED



One piece roller bracket for mounting a 12" keel roller.
Use with 5/8" dia. x 13" roller shaft.
Mounting slots are 10" on center.
Material is 11 gauge with multiple gussets for added strength.

Order No.	MFG#	Description
644-0305	10305G	PANEL BRACKET 12" GALV.



KEEL ROLLER SPLIT BRACKET PAIR- GALVANIZED



Adjustable roller brackets are used when clearance won't allow using a panel bracket.
Uses a 5/8" dia. roller shaft.
Slot is 1/2" x 5".
Material is 11 gauge with multiple gussets for added strength.
Includes 1 right handed bracket and 1 left handed bracket.

Order No.	MFG#	Description
644-0500	10500G	SPLIT BRACKET PAIR GALV.



Double U-Bolt Bracket 8-3/4" Galvanized



Mounting bunk boards using double U-bolt bolster brackets provides the most rigid bolt-on bracket mounting possible.

- Use for heavier loads.
- 4" wide overall
- 8-3/4" high
- Slots are 1/2" wide
- Slots are spaced 1-3/4" apart
- Top hole for swivel bracket is 1/2" dia.
- 7 gauge, Hot dip galvanized steel.

Order No.	MFG#	Description
644-1019	10190G	U-BOLT BRACKET DOUBLE 8.75"



ZINC U-BOLT 7/16"-14 x 3-1/8" x 3"



Zinc plated u-bolt for mounting brackets & accessories to trailer frames.

- Square bend
- Grade 5
- 7/16"-14 dia/thread
- 3-1/8" W x 3" L

Comes packaged with nuts and washers.

Order No.	MFG#	Description
644-5252	15252A	U-BOLT PKG 3-1/8X3 W/HARD

Brackets & U-bolts



ZINC U-BOLT 7/16"-14" X 2-1/8" X 4"



Zinc plated u-bolt for mounting brackets & accessories to trailer frames.

- Square bend
- Grade 5
- 7/16"-14 dia/thread
- 2-1/8" W x 4" L

Order No.	MFG#	Description
644-1525	15251A	U-BOLT PKG 2-1/8 W X4L W/ HARDWARE



Zinc U-Bolt 1/2"-13 x 3-1/8" x 4-1/4"



Zinc plated u-bolt for mounting brackets & accessories to trailer frames.

- Square bend
- Grade 5
- 1/2"-13 dia/thread
- 3-1/8" W x 4-1/4" L

Comes packaged with nuts and washers.

Order No.	MFG#	Description
644-1527	15274A	Zinc U-Bolt 1/2"-13 x 3-1/8" x 4-1/4"



Galvanized U-bolt 1/2"-13 x 3-1/16" x 3-13/16" Square Bend



Galvanized U-bolts for mounting brackets & accessories to trailer frames.

- Square bend
- 1/2"-13 dia/thread
- 3-1/16" W x 3-13/16" L

Comes packaged with nuts and washers.

Order No.	MFG#	Description
644-1528	15283GA	Galvanized U-bolt 1/2"-13 x 3-1/16" x 3-13/16" Square Bend



Galvanized U-bolt 3/8"-16 x 1-5/8" x 3-9/16" Square Bend



Galvanized U-bolts for mounting brackets & accessories to trailer frames.

- Square bend
- 3/8"-16 dia/thread
- 1-5/8" W x 3-9/16" L

Comes packaged with nuts and washers.

Order No.	MFG#	Description
644-1530	15288GA	Galvanized U-bolt 3/8"-16 x 1-5/8" x 3-9/16" Square Bend

Brackets & U-bolts



Galvanized U-bolt 1/2"-13x 2-1/16"x 4-13/16" Square Bend



Galvanized U-bolts for mounting brackets & accessories to trailer frames.

- Square bend
- 1/2"-13 dia/thread
- 2-1/16" W x 4-13/16" L

Comes packaged with nuts and washers.

Order No.	MFG#	Description
644-1529	15284GA	Galvanized U-bolt 1/2"-13x 2-1/16"x 4-13/16" Square Bend



PYRAMID WASHERS



Pyramid washers are better for trailer bracket applications than conventional flat washers. The pyramid, dome shape creates more grip and distributes the bolting load fully to the outside edges of the washer; greatly improving bracket strength.

- High holding strength
- 7/16"
- Zinc plated
- Sold in packs of 8

Order No.	MFG#	Description
644-0806	10806A	PYRAMID WASHER 7/16" 8/PK



FENDER MOUNTING BRACKETS FOR 7" WIDE FENDER



Easy to use fender mounting brackets are suitable for many applications with no welding required. Brackets are designed to mount to the frame and fender using 3/8" bolts, washers and nuts. Two brackets are needed to mount each fender (as shown in picture).

- 3/16" Material
- Galvanized finish
- 5-1/4" H x 6" W
- For mounting a 7" wide fender
- Used on 8" or 12" tires
- 2 brackets per kit

Mounting hardware not included.

Order No.	MFG#	Description
644-6062	26062GA	FENDER MTG BRKTS 7" FENDER

Brackets & U-bolts



FENDER MOUNTING BRACKET FOR 8" & 9" WIDE FENDERS



Easy to use fender mounting brackets are suitable for many applications with no welding required. Brackets are designed to mount to the frame and fender using 3/8" bolts, washers and nuts. Two brackets are needed to mount each fender (as shown in picture).

- 1/4" Material
- Galvanized finish
- 8-1/4" H x 6-1/2" W
- For mounting a 8" or 9" wide fender
- Used on 13", 14", or 15" tires
- 2 brackets per kit

Mounting hardware not included.

Order No.	MFG#	Description
644-6099	26099GA	FENDER MTG BRKTS 8&9 FENDER

Bunk Carpet



BUNK CARPET BLACK



Fulton Bunk Carpeting helps to reduce scratching of the hull of your boat by providing a continuous, non-abrasive surface. Your boat will glide smoothly onto your trailer and you'll avoid scratches that mar its appearance. Available in both 8" and 12" widths. Made in the USA.

Order No.	MFG#	Description
644-8008	CR8008	BUNK CARPET 8"X144" BLACK
644-8012	CR8012	BUNK CARPET 12"X144" BLACK
644-1349	11349	BUNK CARPET 18" X 18' BLACK
644-1330	11330	BUNK CARPET 11"X12' BLACK

Boat Guides & Accesories



PVC BOAT GUIDE (FULTON)

Fulton Boat Guides enable you to visually guide your boat onto your trailer. The easy-to-use design is easy to install, and is adjustable to accommodate any hull design.

Manufactured in non-marking, marine grade PVC, the Fulton Boat Guide features easy clamp-on installation with no drilling required. High-strength, super-grip mounting brackets attach above and below trailer frame. For trailer frames up to 3" x 5". Made in USA.



Order No.	MFG#	Description
644-1500	GB150 0100	BOAT GUIDE 50" PVC PAIR



PVC BOAT GUIDE 40" (C.E. SMITH)



These Post Guide-Ons allow you to see the location of your trailer when it's under water. The 2" PVC tubes make it easy to see your trailer's position when backing down the ramp.

- Mounting hardware included.
- Sold in pairs.
- Adjusts out to 13" each Side
- Fits Frames up to 3" W x 4-1/4" H
- 18" high

1-1/2" square, 16 gauge pre-galvanized steel uprights

- 2-3/8" diameter white PVC posts.

Order No.	MFG#	Description
644-7620	27620	BOAT GUIDE POST KIT 40"



5' BUNK BOARD GUIDE-ON



Carpeted bunkboards provide proper center loading even in wind or side current conditions.

- 1-1/2" square pre-galvanized uprights, angled out at 75
- 2" x 4" x 60" boards tilt to hug the hull and are covered with high grade marine carpet
- Height of 21" with adjustment out to 13" from frame on each side
- Can be mounted on top of frame for extra height
- Complete with mounting hardware to fit frames up to 3" wide x 4-1/4" high

Order No.	MFG#	Description
644-7600	27600	BUNKBOARD GUIDE-ON 5'



POST GUIDE-ON LED LIGHT KIT



These tough long lasting, waterproof, shockproof LED post guide lamps make it easy to see your trailer's position when backing down the ramp and dramatically increase your trailers visibility over the road at night.

- One piece lamps fit easily on top of your existing 2" PVC post guide-ons.
- Amber light faces front, red faces rear. (When not energized, lamps appear clear)
- Includes two sealed one piece LED lamps, each with 8' of wire and all necessary electrical connectors and mounting hardware.

Order No.	MFG#	Description
644-7656	27656A	LIGHT KIT LED PKG

Winches & Accesories



HAND WINCH 800 LB

800 LB capacity, gear ratio: 4.4:1, nylon strap 1-1/2' x 26' with 7" handle. Cranks in and out under load and includes "free wheel" capability. Zinc plated. Packaged in full color retail box.



Order No.	MFG#	Description
705-0800	HW800S	WINCH WITH STRAP 800 LB



WINCH CABLE & HOOK

For heavy-duty applications that require cable, Fulton Winch Cables offer a range of break strengths and working load limits. Each Fulton Winch Cable is designed for use with Fulton winches, and is manufactured of strong galvanized cable. Hook is included.



Order No.	SIZE	MAX LOAD	MFG#	Description
705-0325	3/16" X 25'	4200 LB	WC325 0100	WINCH CABLE & HOOK
705-7500	7/32" X 50'	5600 LB	WC750 0100	WINCH CABLE & HOOK



WINCH STRAP

For heavy duty applications that require straps, Fulton Winch Straps offer a range of strengths and working load limits, including standard and heavy-duty models. Each Fulton Winch Strap is designed for use with Fulton Winches, and is manufactured of colorfast, UV-resistant materials. Hook is included.



Order No.	SIZE	MAX LOAD	MFG#	Description
705-1201	2"X12'	1800 LB	501208	WINCH STRAP W/HOOK
702-0406	2" X 20"	2600#	501202	WINCH STRAP W/HOOK



WINCHES SINGLE SPEED

Our winches feature efficient gear ratios, full-length drum bearings, oil-impregnated shaft bushings, and our Comfort Grip handle for ease of cranking. All gears are high-carbon steel for superb strength and long-term durability. Stamped carbon steel frames provide rigidity for gear alignment and longer cycle life. Zinc finishes provide excellent corrosion resistance in all environments. All models are designed for use with rope or strap. For end user convenience, most models are available with factory installed straps and hooks.



Order No.	Capacity	Gear Ratio	Ratchet Style	MFG#	Description
705-0903	900 LB	3:1:1	2-WAY	142006	WINCH 900LB W/12' STRAP
705-1100	1100 LB	4:1:1	2-WAY	142102	WINCH 1100 W/20' STRAP
705-1301	1300 LB	4:1:1	2-WAY	142103	WINCH 1300LB W/O STRAP
705-1500	1500 LB	4:1:1	2-WAY	142203	WINCH 1500LB W/20' STRAP
705-1801	1800 LB	5.1:1	2-WAY	142305	WINCH 1800 LB W/20' STRAP



WINCHES TWO-SPEED

Make light work of heavy loads with Fulton brand two-speed winches. One fast speed for quick pull-in, a second low speed for increased mechanical advantage. Our shift lock design allows changing gears without moving the crank handle from shaft to shaft. Just lift the shift lock and slide the shaft into the desired gear position. Shift lock holds the shaft in gear. Neutral, free-wheel position allows quick line pay out without spinning the handle. Our ratchet pawl also has a convenient neutral position.



Order No.	Capacity	Gear Ratio	Rachet Style	MFG#	Description
705-2005	2000LB	4.1:1 & 9.8:1	TWO-WAY W/NEUTRAL	142403	WINCH 2000LB W/O STRAP
705-2605	2600 LB	5.1:1 & 12.2:1	TWO-WAY W/NEUTRAL	142415	WINCH 2600LB W/ 20' STRAP

Family	Page
1- PIECE PINTLE HOOK RECEIVER MOUNT COMBINATION BALL HITCH.....	352
1-PC. CARGO DOOR HASP.....	212
10", 12" DISC BRAKE CALIPER PARTS (KODIAK).....	171
12" X 2" BRAKE ASSY. (IMPORT) LCI.....	157
120V LINE METER.....	26
12V LABELED ON/OFF SWITCH.....	30,293
12V MINI SWITCH ON/ OFF.....	32,295
12V ON/ON STANDARD SWITCH.....	31,294
12V SWITCH MOMENTARY ON/ OFF.....	31,294
2"x2" Bow Y Stop Black Natural Rubber.....	412
2-WAY SIDE WALL VENT.....	216
2000 LB IDLER HUB 5 STUD - RELIABLE.....	176
21K RECON FIFTH WHEEL (GOOSENECK).....	361
21K RECON FIFTH WHEEL HITCH (ISR).....	360
21K RECON FIFTH WHEEL HITCH W/ SLIDER (ISR).....	361
3" BELL END- YELLOW TPR.....	411
3" BOW BELL ROLLER ASSEMBLY- YELLOW TPR.....	411
3"x3" BOW Y-STOP.....	412
3"x3" BOW Y-STOP - YELLOW TPR.....	412
360 SIPHON ROOF VENT.....	84
4 & 5 WAY MOUNTING BRACKET.....	283
4"x4" BOW Y-STOP.....	412
4-3/8" WOBBLE ROLLER- SMOOTH.....	409
4-Flat to 4-Flat Universal AdapterPlug to Plug Adapter.....	281
4-Flat to 7-Way Flat Pin Connector Adapter, Plastic.....	287
4-WAY& 5-WAY FLAT COVER.....	282
4G LTE ACCESS POINT AND WIFI BOOSTER.....	8
5' BUNK BOARD GUIDE-ON.....	420
5TH WHEEL/ TOUNGE JACK SWITCH.....	33,296
6 & 7-Way Plug Holder.....	285
7-WAY PLUG MOUNTING BOX.....	285
7-WAY PLUG TESTER.....	292
7-WAY/4-FLAT COMBO HARNESS.....	287
73 SERIES 6" OVAL SURFACE MOUNT LED (FLEET COUNT).....	330
78/88 SERIES 6" OVAL SURFACE MOUNT LED TAILLIGHT.....	330
9" FOLDING STEP.....	3
A-FRAME JACK 5000 LB.....	257
A/P SINGLE AXLE HEAVY DUTY KIT 2" SLIPPER SPRING.....	206
A/P SINGLE AXLE KIT STANDARD DUTY 1-3/4" SLIPPER SPRING.....	206
A/P SINGLE AXLE KIT LIGHT DUTY 2" SLIPPER SPRING.....	206
A/P SINGLE AXLE KITS LONG LINKS 1-3/4" DBL EYE SPRINGS.....	205
A/P TANDEM & TRIPLE AXLE KITS HD 2" SLIPPER SPRING WITH 11" EQUALIZER.....	207
A/P TANDEM & TRIPLE AXLE KITS HD 2" SLIPPER SPRING WITH 13" EQUALIZER.....	207
A/P TANDEM AXLE KITS SHORT LINKS 1-3/4" DBL EYE SPRING.....	205
A/P TRIPLE AXLE KITS SHORT LINKS 1-3/4" DBL EYE SPRING.....	205
ABS ADAPTER SWIVEL STRAINER SPIGOT X FPT.....	129
ABS ADAPTERS FEMALE HUB X FPT.....	129
ABS ADAPTERS MALE HUB X MPT.....	129
ABS BUSHINGS REDUCING SPIGOT X HUB.....	129
ABS CEMENT.....	129
ABS CLEANOUT ADAPTOR FITTINGS SPIGOT X FPT.....	130
ABS CLOSET FLANGE.....	130
ABS CLOSET FLANGES MPT & FPT.....	130
ABS CONTINUOUS WASTE ASSEMBLY ADJUSTABLE.....	130
ABS COUPLINGS HUB X HUB.....	129
ABS DOUBLE 1/4 BEND HUB X HUB X HUB.....	130
ABS ELLS 1/4 BEND 90 DEGREE HUB X HUB.....	130
ABS ELLS 1/4 BEND LONG SWEEP 90 DEGREE.....	130
ABS ELLS 1/8 BEND 45 DEGREE HUB X HUB.....	130
ABS NIPPLES 3"MPT X 3"MPT.....	131
ABS P-TRAPS LA PATTERN W/UNION HUB X SLIP JOINT.....	132
ABS P-TRAPS W/UNION HUB X HUB.....	132
ABS PIPE.....	129
ABS PIPE INCREASER-REDUCER HUB X HUB.....	132
ABS SANITARY TEE REDUCING HUB X HUB X HUB.....	132
ABS SANITARY TEES HUB X HUB X HUB.....	132
ABS SLIP CAPS.....	133

Family	Page
ABS SLIP PLUG.....	133
ABS STREET ELLS 1/4 BEND 90 DEGREE HUB X SPIGOT.....	131
ABS STREET ELLS 1/8 BEND 45 DEGREE HUB X SPIGOT.....	131
ABS TAILPIECE.....	133
ABS VENT ELL 90 DEGREE HUB X FPT.....	131
ABS VENT ELLS 90 DEGREE HUB X HUB.....	131
ABS VENT TEE HUB X HUB X HUB.....	131
ABS WYES 45 DEGREE HUB X HUB X HUB.....	133
AC PORT PLUG WITH 16" CORD.....	21
ACCULEVEL.....	91
ACTUATOR DA66 AND DA86.....	241
ACTUATOR DAMPER DICO MODEL 20.....	243
ACTUATOR DEXTER DX7.5.....	242
ACTUATOR DICO 20 STRAIGHT WITH LEVELER CHANNEL.....	243
ACTUATOR DICO MO 10 DROP COUPLER 2-5/16" BALL WITH MOUNT CHANNEL.....	242
ACTUATOR DICO MO 10 STRAIGHT 2-5/16" BALL COUPLER LESS CHANNEL.....	242
ACTUATOR DICO MO 10 STRAIGHT 2-5/16" BALL COUPLER WITH MOUNT CHANNEL.....	242
ACTUATOR DICO MO 20 DROP COUPLER.....	243
ACTUATOR DICO MO 20 STRAIGHT 2-5/16" BALL.....	242
ACTUATOR DICO MO 20 STRAIGHT WELD-ON LUNETTE EYE.....	243
ACTUATOR DICO MO 6 BALL COUPLER 2-5/16".....	244
ACTUATOR DICO MO 6 MULTI-FIT BALL COUPLER.....	244
ACTUATOR DICO MO 60 LEVERLOCK.....	240
ACTUATOR DICO MO 60 MULTI-FIT.....	240
ACTUATOR DICO MO 60 SCREW HANDLE / LEVER LOCK REPAIR KITS.....	240
ACTUATOR DICO MODEL 10 & 20 PARTS.....	243
ACTUATOR DICO MODEL 6 PARTS.....	244
ACTUATOR PARTS DICO MODEL 60.....	241
ACTUATOR UFP AND PARTS.....	239
ADAPTER 15 AMP TO 30 AMP RIGHT-ANGLE.....	22
ADAPTER 15AM/30AF 12" DOGBONE.....	23
ADAPTER 15AM/50AF 12" DOGBONE.....	23
ADAPTER 30A TWIST F TO 30A MALE RV 90 DEG.....	23
ADAPTER 30A TWIST LOCK F TO 30A MALE RV.....	23
ADAPTER 4 POLE FLAT CAR END TO 4 POLE SQUARE FEMALE END.....	289
ADAPTER 4 WAY ROUND TO 4 WIRE FLAT.....	289
ADAPTER 50 AMP M TO 30 F.....	24
ADAPTER 6-WAY ROUND TO 4-FLAT.....	289
ADAPTER 7 BLADE TO 4 FLAT COIL 3 FT.....	290
ADAPTER 7 BLADE TO 5 FLAT COIL3 FT.....	290
ADAPTER 7 BLADE TO 7 RND.....	291
ADAPTER 7 ROUND TO 7 BLADE.....	291
ADAPTER 7-WAY BLADE TO 4-WAY FLAT.....	290
ADAPTER 7-WAY BLADE TO 6-POLE ROUND BRAKE PIN CENTER OF 6-WAY.....	290
ADAPTER 7-WAY BLADE TO 6-WAY ROUND AUX. PIN IN CENTER OF 6-WAY.....	290
ADAPTER 7-WAY POWER OUTLET.....	291
ADAPTER GAS RESERVE CYLINDER.....	95
ADAPTER MULTI-TOW 7 TO 6 & 4 CENTER PIN ELECTRIC BRAKE.....	289
ADAPTER OFFSET 15 AMP M 30 AMP F.....	22
ADAPTER TRI-ANGLE 30F/15M STRAIGHT.....	22
ADJUSTABLE BALL MOUNT BUYERS.....	348
ADJUSTABLE BROOM WITH DUST PAN.....	2
ADJUSTABLE COUPLER LOCK.....	249,370
ADJUSTABLE KEEL ROLLER BRACKET ASSEM.- 4" BLACK ROLLER.....	408
ADJUSTABLE KEEL ROLLER BRACKET ASSEMBLY- 5" BLACK ROLLER.....	408
ADJUSTABLE PINTLE MOUNT.....	352
ADJUSTABLE SHELF KIT FOR SIDE WALL (RACKEM).....	235
ADJUSTABLE TRI-BALL MOUNT.....	349
ADJUSTABLE TRI-BALL MOUNT W/ STEP.....	349
AERO-FLO RV ROOF VENT COVER.....	77
AIR CONDITIONER ADD-ON HEAT STRIP.....	4
AIR CONDITIONER BRISK AIR MODELS.....	4
AIR CONDITIONER CHILL AIR MODELS.....	4
AIR CONDITIONER FOAM FILTER.....	5
AIR CONDITIONER GASKET KIT UNIVERSAL ROOF.....	5
AIR CONDITIONER SHROUD BRISK AIR.....	4
ALKO OIL CAP KIT.....	188

Family	Page
ALPHORN PULL DOWN SPRAYER FAUCET.....	96
ALUMINUM GRAB BAR.....	216
ANTENNA DIRECTIONAL HANDLES.....	10
ANTENNA ELEVATING CRANK HANDLES.....	10
ANTENNA ELEVATING GEAR.....	10
ANTENNA HEAD SENSOR IV W/WINGMAN.....	9
ANTENNA POWER SUPPLY WALL PLATE.....	10
ANTENNA RAYZAR HD.....	10
ANTENNA ROOF-THRU PLATE.....	10
ANTENNA SENSAR IV W/WINGMAN.....	9
ANTENNA SENSAR RV-3095.....	9
ANTENNA SPRING SENSAR.....	10
ANTENNA THICK ROOF KIT.....	10
ANTENNA WORM GEAR & SHAFT.....	11
ANTI-FREEZE.....	127
AWNING DE-FLAPPER.....	16
AWNING DE-FLAPPER MAX.....	16
AWNING DOOR ROLLER.....	16
AWNING HARDWARE SET UNIVERSAL.....	14
AWNING KNOBS.....	16
AWNING LIFT HANDLE.....	15
AWNING MAT.....	17
AWNING MAT 6X9.....	17
AWNING PULL STRAP.....	16
AWNING RAFTER KNOB A&E OPTIMA.....	15
AWNING RAIL W/ INSERT.....	74
AWNING RAILS STANDARD.....	73
AWNING SAVER SCREEN DOOR.....	16
AWNING SLIDER CATCH ASSEMBLY.....	15
AWNING STABILIZER KIT.....	17
AWNING STRAP HOLD DOWN KIT.....	17
AXIS 3.5K 4" DROP SPRING AXLE BEAMS.....	196
AXIS 3.5K STRAIGHT SPRING AXLE BEAMS.....	195
AXIS SPRING AXLE BEAM 7K STRAIGHT AND 4" DROP.....	197
AXLE U-BOLT & NUTS (2K-7.2K).....	197
BACK FLOW PREVENTER BRASS.....	123
BACK UP SOLENOID.....	244
BACK-UP ALARM.....	342
BAGGAGE DOOR CAM LOCK ACE STYLE.....	58
BAGGAGE DOOR CAM LOCK KEYED W/ STRAIGHT & OFFSET CAMS.....	58
BAGGAGE DOOR CAM LOCK THUMB STYLE W/ STRAIGHT & OFFSET CAMS.....	59
BAGGAGE DOOR CATCH BULLET STYLE.....	59
BAGGAGE DOOR CATCHES.....	59
BALL MOUNT 3".....	345
BALL MOUNT ADJUSTABLE.....	348
BALL MOUNT BUYERS.....	345
BALL MOUNT CHROME BUYERS.....	345
BALL MOUNT KITS MAX FRAME.....	344
BALL MOUNT WITH HARDWARE.....	359
BALL MOUNTS DROP CUT.....	344
BALL MOUNTS CLASS II.....	344
BALL MOUNTS EASY LOAD.....	344
BALL MOUNTS SOLID FORGED.....	344
BALL MOUNTS TITAN.....	345
BALL MOUNTS ULTRA FRAME SOLID SHANK.....	345
BARBELL LOCKING HITCH PIN.....	366
BARLOCK ASSEMBLY.....	214
BASE PLATE ADAPTER.....	401
BASE PLATE ADAPTER TABLESS.....	401
BASKET KIT 2FTX2FT26.5FT (RACKEM).....	229
BATTERY BOX.....	28
BATTERY BOX VENTED.....	28
BATTERY CHARGER 2 AMP.....	21
BATTERY DISCONNECT TOP MOUNT.....	28
BATTERY ISOLATOR SWITCH (SEAFLO).....	28
BATTERY SWITCH.....	28
BEARING BUDDY & BRA.....	186
BEARING CARTRIDGES NEV-R-LUBE AND OTHER ATTACHING PARTS.....	186
BEARING CONES AND RACES.....	184

Family	Page
BEARING KITS.....	185
BEARING PROTECTOR & COVER.....	187
BEARING SETS.....	185
BEVERAGE COOLER RACK - OPEN/ENCLOSED (RACKEM).....	230
BI-DIRECTIONAL SCREEN DOOR LATCH.....	65
BIKE CARRIER - ECLIPSE.....	385
BIKE CARRIER E-SPEC.....	383
BIKE CARRIER QUAD 2+2.....	386
BIKE CARRIER SWAGMAN ORIGINAL.....	385
BIKE CARRIER WITH TOWING OPTION.....	385
BIKE CARRIER XC2 TRAVELER.....	383
BIKE CARRIER XTC2 TILT.....	386
BIKE CARRIER- JACK-IT 2-BIKE.....	383
BIKE CARRIER- Q-SLOT 2-BIKE.....	385
BIKE CARRIER- Q-SLOT 4-BIKE.....	384
BIKE CARRIERS, ADAPTER FOR GIRLS BIKE.....	384
BIO KLEEN SLEDBRITE BELLY PAN CLEANER.....	43
BIO-KLEEN ADHESIVE REMOVER.....	43
BIO-KLEEN ALUMA KLEEN.....	47
BIO-KLEEN AMAZING ARMOR.....	46
BIO-KLEEN AMAZING CLEANER.....	44
BIO-KLEEN AMAZING PLUS.....	44
BIO-KLEEN AWNING CLEANER.....	44
BIO-KLEEN BLACK STREAK REMOVER.....	44
BIO-KLEEN FIBERGLASS CLEANER.....	45
BIO-KLEEN GLASS KLEEN.....	47
BIO-KLEEN H2O REPEL.....	46
BIO-KLEEN KLEEN LUBE.....	43
BIO-KLEEN KLEEN WASH.....	44
BIO-KLEEN KLEEN WASTE.....	143
BIO-KLEEN OXIDATION REMOVER.....	45
BIO-KLEEN POLISH & SEALANT.....	46
BIO-KLEEN POLISHING BALL.....	47
BIO-KLEEN QWIK SHINE.....	46
BIO-KLEEN RENEW.....	47
BIO-KLEEN RV ROOF CLEANER & PROTECTANT.....	46
BIO-KLEEN SALT KLEEN.....	45
BIO-KLEEN SUPER SUD WASH.....	45
BLIND MINI HOOK STYLE HOLD DOWN.....	57
BLIND MINI WAND.....	57
BOLT-ON RETRACTABLE TRANSOM STRAP.....	223
BOOST JUMP STARTER 1000A.....	21
BOOST JUMP STARTER 3000A.....	22
BOTTOM ROD GUIDE FOR CAM-BAR ASSEMBLY.....	215
BOTTOM ROD GUIDE PLASTIC.....	215
BOW ROLLER 3".....	410
BOW ROLLER 3"-YELLOW TPR.....	410
BOW ROLLER 4".....	410
BOW ROLLER 4"- YELLOW TPR.....	410
BRACKET KIT FOR 10 BOLT RAILS.....	362
BRACKET MOUNT FOR 4-FLAT.....	283
BRACKETS FOR ACCULEVEL.....	92
BRAKE ADJUSTER SPOON (DEXTER).....	152
BRAKE AL-KO & HAYES 10" X 2-1/4" ELECTRIC PARTS HUB PARTS ALSO.....	154
BRAKE AL-KO & HAYES 12" X 2" ELECTRIC PARTS HUB PARTS ALSO.....	158
BRAKE ASSEMBLY DICO 10" X 2-1/4" HYDRAULIC STANDARD FREEBACKING.....	166
BRAKE ASSEMBLY DICO 12" X 2" HYDRAULIC PREMIER FREEBACKING.....	166
BRAKE CONTROL ACTIVATOR IV.....	268
BRAKE CONTROL ENERGIZE III PLUS.....	270
BRAKE CONTROL I-COMMAND.....	268
BRAKE CONTROL PRIMUS IQ.....	269
BRAKE CONTROL PRODIGY ID.....	270
BRAKE CONTROL PRODIGY P2.....	269
BRAKE CONTROL PRODIGY P3.....	269
BRAKE CONTROL SYNCRONIZER.....	270
BRAKE CONTROL THE POD.....	268
BRAKE CONTROL VOYAGER.....	269
BRAKE CYLINDER FOR 10" AND 12" BRAKES.....	165

Family	Page
BRAKE DUST SHIELD.....	164
BRAKE ELECTRIC ASSEMBLY AND PARTS 12" X 2" 6K.....	155-156
BRAKE ELECTRIC 10" X 2-1/4" 4400# NEV-R-ADJUST.....	155
BRAKE ELECTRIC 10" X 2-1/4" ELECTRIC 4400#.....	155
BRAKE ELECTRIC 10" X 2-1/4" W/ PARK ASSEMBLY.....	154
BRAKE ELECTRIC 12 X 3-3/8 HAYES/ALKO 8K.....	160
BRAKE ELECTRIC 12" X 2" ASSEMBLY AND PARTS NEV-R-ADJUST 6K.....	156
BRAKE ELECTRIC 12" X 2" ASSEMBLY AND PARTS NEV-R-ADJUST 7K.....	157
BRAKE ELECTRIC 12" X 2" W/ PARK BRAKE ASSEMBLY 6K.....	156
BRAKE ELECTRIC 12" X 2" 6K 4 OR 5 HOLE MOUNT.....	156
BRAKE ELECTRIC 12-1/4" X 2-1/2" ASSEMBLY AND PARTS 7.2K.....	158
BRAKE ELECTRIC 12-1/4" X 3-3/8" FSA BRAKE 9K & 10K GD.....	159
BRAKE ELECTRIC 12-1/4" X 3-3/8" W/FSA BRAKE 8K.....	159
BRAKE ELECTRIC 12-1/4" X 4" FSA BRAKE 10K HD.....	161
BRAKE ELECTRIC 12-1/4" X 5" (12-16K).....	162
BRAKE ELECTRIC 12-1/4" X 5" FSA BRAKE 12K HD.....	162
BRAKE ELECTRIC 12-1/4" X 5" FSA BRAKE 15K HD.....	163
BRAKE ELECTRIC 7" X 1-1/4" (IMPORT).....	152
BRAKE ELECTRIC 7" X 1-1/4" W/ PARK ASSEMBLY.....	152
BRAKE ELECTRIC ASSEMBLY AND PARTS 7" X 1-1/4".....	152
BRAKE ELECTRIC ASSEMBLY AND PARTS 10" X 1-1/2" 3K.....	153
BRAKE ELECTRIC ASSEMBLY AND PARTS 10" X 2-1/4".....	153
BRAKE ELECTRIC ASSEMBLY AND PARTS 12" X 2" 7K.....	157
BRAKE ELECTRIC 10" X 2-1/4" (IMPORT).....	154
BRAKE ELECTRIC 10" X 2-1/4" NEV-R-ADJUST.....	154
BRAKE FLANGE.....	164
BRAKE HYDRAULIC 12" X 2" 7K DOU-SERVO.....	167
BRAKE HYDRAULIC 10" X 2-1/4" ASSEMBLY AND PARTS.....	165
BRAKE HYDRAULIC 10" X 2-1/4" FREE BACKING ASSEMBLY. & PARTS.....	165
BRAKE HYDRAULIC 12" X 2" UNI-SERVO 5.2K ASSEMBLY & PARTS.....	166
BRAKE HYDRAULIC 12"X2" FREE BACKING 7K ASSEMBLY AND PARTS.....	166
BRAKE HYDRAULIC 12X2 7K UNI SERVO.....	167
BRAKE HYDRAULIC 7" X 1-3/4" UNI-SERVO ASSEMBLY AND PARTS.....	164
BRAKE LINE FITTINGS.....	173
BRAKE MOUNTING BOLT/NUT.....	164
BRAKE MOUNTING STUDS PRESS-IN.....	164
BRAKE PARTS DEXTER 12-1/4 " X 5" ELECTRIC 12/15K.....	163
BRAKE PARTS DEXTER 12-1/4" X 3-3/8" ELECTRIC 8K 9/10K GD.....	160
BRAKE PARTS DEXTER 12-1/4" X 4" ELECTRIC 10K HD.....	161-162
BRAKE SHOES DICO 10" X 2-1/4" FREE BACKING.....	166
BRAKERITE EHB ACTUATOR.....	240
BRAKERITE OEM BRAKE CONTROL ADAPT.....	240,271
BRAKING SYSTEM DELTA FORCE.....	400
BRAKING SYSTEM PATRIOT 3.....	400
BRASS COUPLER LOCK.....	249
BREAKAWAY BATTERY CHARGERS.....	271
BREAKAWAY BATTERY CASES.....	271
BREAKAWAY BATTERY SEALED RECHARGEABLE 5 AMP/HOUR.....	271
BREAKAWAY CABLE ONLY (FASTWAY).....	273
BREAKAWAY KIT & PARTS ESCO.....	272
BREAKAWAY KIT 2026.....	272
BREAKAWAY KIT THE ENGAGER.....	272
BREAKAWAY SWITCH & REPLACEMENT LANYARD (BULK).....	273
BREAKAWAY SWITCH & REPLACEMENT LANYARD (PACKAGED).....	272
BREAKAWAY SWITCHES PIN /CABLE ASSEMBLY MODELS 2009 & 2010.....	273
BREAKAWAY SYSTEM PRO SERIES.....	272
BULB 12 V # 214-2.....	339
BULB 12V #1004.....	339
BULB 12V #1139IF.....	339
BULB 12V #1141.....	339
BULB 12V #1176.....	339
BULB 12V #1383TF.....	339
BULB 12V #1893.....	340
BULB 12V #2057.....	340
BULB 12V #3057.....	340
BULB 12V #3157.....	340
BULB 12V #57.....	340
BULB 12V #921 BRAKE LAMP.....	340
BULB 12V BACKUP #1073.....	340

Family	Page
BULB 12V INTERIOR #89.....	340
BULB 5V #1651.....	340
BULB LED REPLACEMENT FES-42-3W.....	341
BULB LED REPLACEMENT L-3157-24W.....	342
BULB LED REPLACEMENT L57W.....	341
BULB LED REPLACEMENT L921-36-W AND L921-36-SW.....	341
BULB LED REPLACEMENT L921W.....	341
BULB LED REPLACEMENT LB57W.....	341
BULBS 12V #2099 COSMETIC.....	340
BULBS 12V FLUORESCENT TUBES.....	341
BULBS SCREW-BASE 120V & 12V RV / MARINE.....	341
BULLET PULL DOWN SPRAYER FAUCET.....	96
BUMPER CAP WITH INSECT SCREEN.....	142
BUMPER PLUG LOCKING 4".....	142
BUMPER PLUGS 4".....	142
BUMPER SEWER HOSE.....	141
BUNK CARPET BLACK.....	419
BUNK CLAMP.....	51
BUSHING REDUCER SLEEVE.....	355
BUSHING REDUCER SLEEVE 3" TO 2" W/ 5/8 HOLE.....	355
BUTT CONNECTOR.....	275
BUTT HINGE STEEL.....	215
CABINET CATCH & STRIKE CONCEALED.....	51
CABINET CATCH & STRIKES.....	51
CABINET CATCH AND STRIKES.....	51
CABINET CATCH BARREL SIDE MOUNT.....	52
CABINET CATCH BARREL W/ METAL CLIP.....	51
CABINET CATCH BARREL W/ NYLON CLIP.....	52
CABINET CATCH DOUBLE ROLLER W/ CLIP.....	52
CABINET CATCH DOUBLE ROLLER W/ PRONG.....	52
CABINET CATCH FRICTION W/ METAL CLIP.....	53
CABINET CATCH MAGNETIC SIDE MOUNT.....	53
CABINET CATCH PUSH-TO-OPEN TOUCH.....	52
CABINET CATCH SINGLE ROLLER HEAVY DUTY.....	53
CABINET DOOR METAL STRUT.....	53
CABINET DOOR OR DRAWER BUMPERS.....	53
CABINET DRAWER SLIDE REPAIR KIT.....	55
CABINET HINGE FREE SWING FLUSH MOUNT.....	54
CABINET HINGE NON MORTISE.....	54
CABINET HINGE SELF CLOSING FLUSH MOUNT.....	54
CABINET LATCH UNIVERSAL W/ STRIKES.....	52
CABINET THUMB CATCH ENGLISH W/ STRIKE.....	53
CABLE HATCH SQUARE.....	29
CABLE HATCH DELUXE ROUND.....	29
CABLE HATCH ECONOMY ROUND.....	29
CABLE HATCH INSTALLATION KIT.....	29
CABLE HATCH LOCKING MEDIUM.....	29
CABLE HATCH ROUND NO BACK DELUXE.....	29
CABLE TIES.....	278
CABLE TV AND PHONE PLUG.....	11
CABLE TV AND PHONE ROUND PLATE.....	11
CABLE TV DUAL PLUGS.....	11
CALIPER MOUNTING BRACKET 10" (KODIAK).....	169
CALIPER MOUNTING BRACKET 12" (KODIAK).....	170
CALIPER MOUNTING BRACKET 13" (KODIAK).....	170
CAMCO AQUA BLOCK.....	49
CAMCO AWNING CLEANER.....	48
CAMCO BLACK STREAK REMOVER.....	48
CAMCO CITRUS MULTI PURPOSE CLEANER.....	50
CAMCO COLOR & FINISH RESTORER.....	49
CAMCO PRO-TEC RV RUBBER ROOF CARE SYSTEM.....	39,49
CAMCO RUBBER ROOF CLEANER & CONDITIONER.....	48
CAMCO RV WASH & WAX.....	49
CAMCO SHOWER FLEX HOSE.....	107
CAMCO SHOWERHEAD.....	107
CAMCO SHOWERHEAD KIT.....	107
CAMCO SLIDE OUT LUBE & PROTECTANT.....	50
CAMCO TRAILER GLITTER.....	48
CAMPER DOOR LATCH.....	65

Family	Page
CAMPER DOOR LATCH LOCKING.....	60
CAMPER LID LATCH OR CATCH FOLDING.....	60
CARGO CARRIER W/ RAILS 1-1/4".....	386
CARGO CARRIER W/ RAILS 2".....	386
CARGO DOOR LATCH TOP/BOTTOM.....	214
CARGO DOOR LOCK.....	213,372
CARGO DOOR LOCK (TRIMAX).....	213
CARGOBUCKLE FLUSH MOUNT SYSTEM FOR G3 TIE-DOWN.....	222
CARGOBUCKLE G3 RETRACTABLE STRAP.....	222
CARGOBUCKLE MINI G3 RETRACTABLE STRAP.....	221
CARGOBUCKLE MINI G3 RETRACTABLE STRAP W/ S-HOOK.....	221
CAST ADJUSTABLE COUPLER.....	245
CAULK NOVAFLEX.....	41
CAULK SILICONE.....	41
CEILING BOARD 4'X9".....	90
CHASSIS SHIELD RUST INHIBITOR.....	51
CIRCUIT BREAKERS 12 VOLT.....	30,273
CLASSIC ARC SPOUT, TWO LEVER FAUCET.....	104
CLEAR VINYL TUBING.....	113
CLEARANCE LIGHT INCAN PETERSON # 130.....	306
CLEARANCE LIGHT LED BARG. # 38 SERIES.....	321
CLEVIS PIN & CLIP.....	356
CLOSET DOOR BUMPER UNIVERSAL.....	60
CLOSET POLE SOCKET SET.....	60
CO PLUG.....	109
COILED CABLE 7 TO 6.....	402
COILED RAMP TORSION SPRING.....	217
COLLAPSIBLE RAKE.....	3
COMBO BARS.....	354
COMMAND CLASSIC CLEARANCE LIGHT.....	300
COMMAND CLASSIC PORCH LIGHT.....	34,337
COMMAND COMPACT 12 VOLT SURFACE MOUNT TAILLIGHT.....	308
COMMAND MEGA STAR INTERIOR LIGHT.....	34,336
COMMAND MODERN LICENSE PLATE LIGHT AND BRKT.....	313
COMMAND OMEGA INTERIOR LIGHT.....	34,336
COMMAND OMEGA PORCH LIGHT.....	34,337
COMMAND RECT W/ROUNDED CORNERS CLEARANCE LIGHT.....	300
COMMAND RECTANGULAR CLEARANCE LIGHT.....	300
COMMAND STAR PORCH LIGHT.....	34,337
COMPARTMENT DOOR CAM LOCK KEY STYLE.....	59
COMPARTMENT DOOR CAM LOCK THUMB STYLE.....	59
COMPARTMENT DOOR LOCK (751 KEY).....	58
CONNECTOR 1 POLE DIE CAST.....	288
CONNECTOR 4 POLE CHROME.....	283
CONNECTOR 4 POLE DIE CAST.....	284
CONNECTOR 5 POLE CHROME.....	284
CONNECTOR 6 POLE CHROME.....	284
CONNECTOR 6 POLE DIE CAST.....	284
CONNECTOR 6 WAY SOCKET.....	284
CONNECTOR 7 POLE DIE CAST ROUND TERMINAL.....	288
CONNECTOR 7 POLE METAL FLAT TERMINAL.....	284
CONNECTOR 7 POLE PLASTIC FLAT TERMINAL.....	285
CONNECTOR 7 POLE PLASTIC ROUND TERMINAL.....	288
CONNECTOR 7-WAY MOLDED TRAILER END CABLE.....	289
CONNECTOR 7-WAY SUPER SEALED W/CABLE CAR END.....	289
CONNECTOR 7/4 OEM REPLACEMENT.....	286
CONNECTOR 9 POLE ROUND TERMINALS.....	288
CONNECTOR KIT 7/4.....	286
CONNECTOR RV OEM STYLE 7WAY OEM SOCKET FORD.....	286
CONNECTOR RV OEM STYLE 7WAY TWIST LOCK SOCKET GM & NISSAN.....	286
CONTINUOUS HINGE.....	216
COTTER PIN.....	191
COUPLER LOCKPINS.....	248
COUPLER 2" & 2-5/16" ADJUSTABLE & CHANNELS.....	245
COUPLER 2" ADJUSTABLE 6K.....	244
COUPLER A-FRAME (FULTON).....	248
COUPLER HANDLE HANDI-GRIP.....	246
COUPLER LOCK DELUXE (TRIMAX).....	248
COUPLER PIN LOCK (BOLT).....	370

Family	Page
COUPLER REPAIR KIT SHELBY POSI-LOCK.....	246
COUPLER STRAIGHT TONGUE LEVER LOCK.....	247
COUPLERS A-FRAME (RAM).....	248
COVER AIR CONDITIONER.....	18
COVER CUSTOM FIT SPARE TIRE.....	18-19,392
COVER RV WHEEL COVERS.....	19,391
CURTAIN CARRIER LARGE SLIDING EYE TRACK TYPE "A".....	55
CURTAIN CARRIER WHEELED W/ RING TRACK TYPE "B".....	56
CURTAIN CEILING BRACKET TRACK TYPE "B".....	56
CURTAIN END STOP TRACK TYPE "B".....	56
CURTAIN SEW IN SNAP TAPE TRACK TYPES "A", "C", & "E".....	55
CURTAIN SNAP KIT FABRIC TO FABRIC.....	56
CURTAIN SNAP KIT FABRIC TO WALL.....	56
CURTAIN TABS SEW IN TRACK TYPE "C".....	56
CURTAIN TURN BUTTONS.....	56
Classical Hi-Rise RV Kitchen Faucet.....	98
Classical Lever Handles.....	109
Classical RV Lavatory Faucet.....	103
Classical RV Shower Faucet.....	102
Classical RV Tub & Shower Diverter Faucet.....	101
D-RING WELD ON.....	220
D-RINGS FORGED.....	220
D30 RAMP LOADING LIGHT.....	338
DB35 DISC BRAKE PARTS (UFP).....	172
DB42 DISC BRAKE PARTS (UFP).....	172
DELUXE ASSIST HANDLE.....	70
DELUXE SLIDE TOPPER.....	14-15
DESIGNER ARC SPOUT LAVATORY FAUCET.....	104
DEXTER SPRING AXLE BEAMS 2K.....	195
DEXTER SPRING AXLE BEAMS 3.5K 4" DROP.....	196
DEXTER SPRING AXLE BEAMS 3.5K STRAIGHT.....	195
DEXTER SPRING AXLE BEAMS 5.2,6 AND 7K STRAIGHT & 4" DROP.....	196
DEXTER TORSION AXLE ALL SIZES.....	194
DIODE 6 AMP.....	402
DIODE BLOCK 9 TERMINAL 4 AMP.....	402
DISC BRAKE INTERGAL AXLE KITS (KODIAK).....	168
DISC BRAKE SINGLE WHEEL KIT (KODIAK).....	168
DISC BRAKE SLIP-ON AXLE KITS (KODIAK).....	167
DISH DRAINER.....	2
DIVERTER LAVATORY.....	101
DIVERTER TUB/SHOWER.....	100
DOCUMENT HOLDER.....	228
DOCUMENT HOLDER TUBE STYLE.....	228
DOGBONE ADAPTERS POWER GRIP.....	22
DOGBONE LOCK FOR 2-1/2 RECEIVERS.....	368
DOGBONE LOCKING HITCH PIN FOR 3".....	369
DOME LIGHT BARGMAN #76 WITH SWITCH.....	34,337
DOOR ASSIST HANDLE STEEL WHITE.....	70
DOOR BUMPER CATCH 2-1/2" & 3-1/2".....	61
DOOR BUMPER UNIVERSAL.....	60
DOOR CATCH BAGGAGE.....	59
DOOR CATCH SLIDING MIRROR.....	60
DOOR DEADBOLTS SINGLE CYLINDER.....	67
DOOR GUIDE SLIDING/POCKET.....	61
DOOR HANGER PLATE SLIDING.....	61
DOOR HANGER SLIDING.....	61
DOOR HOLD BACK ALUMINUM.....	62
DOOR HOLD BACK GRIPPO STYLE 3" PLASTIC.....	62
DOOR HOLD BACK HOOK & CATCH 4".....	63
DOOR HOLD BACK T-STYLE PLASTIC 3-1/2" & 6".....	63
DOOR HOLDER 10".....	64,216
DOOR HOLDER ANGLED T-STYLE 90 DEGREE PLASTIC.....	63
DOOR HOLDER BUMPER LOW PROFILE.....	64
DOOR HOLDER C-CLIP.....	62
DOOR HOLDER C-CLIP STYLE 3" & 5-1/2" PLASTIC.....	61
DOOR HOLDER C-CLIP STYLE 3" & 6" METAL.....	62
DOOR HOLDER C-CLIP STYLE 3" & 6" METAL/PLASTIC COMBO.....	62
DOOR HOLDER PIVOTING 3-1/2" & 5-1/2".....	63
DOOR HOLDER T-STYLE METAL 4" & 6".....	63

Family	Page	Family	Page
DOOR HOLDER T-STYLE PLASTIC 3.5" & 6"	63	EZ LATCH 2" CHANNEL MOUNT COUPLER	245
DOOR HOLDER T-STYLE STAINLESS STEEL 4"	64	EZ LATCH COUPLER FLAT MOUNT	246
DOOR HOLDER T-STYLE STAINLESS STEEL 4" & 6"	64	EZ TAILGATE ASSIT (BUYERS)	237
DOOR HOLDER ULTIMATE PLASTIC POLAR WHITE	64	FACE PLATES FOR SWITCHES	32,295
DOOR L-HANDLE INSIDE	70	FANTASTIC VENT AND PARTS	78
DOOR LATCH PRIVACY	61	FAUCET 4" LAVATORY PHX	103
DOOR LOCK KNOB X KNOB UNIVERSAL	68	FAUCET HANDLES 6 POINT	109
DOOR LOCK L-300 REPLACEMENT	69	FAUCET KITCHEN 4" LEDGE	97
DOOR LOCK L-HANDLE CHROME	70	FAUCET KITCHEN 8" HI-ARC SPOUT PHX	96
DOOR LOCK PASSAGE	68	FAUCET KITCHEN 8" PHX	97
DOOR LOCK T-HANDLE CHROME	70	FAUCET LAVATORY	103
DOOR LOCK T-HANDLE RIVET MOUNT	70	FAUCET LAVATORY W/ DIVERTER PHX	101
DOOR SECURITY STRAP UNIVERSAL	64	FAUCET TUB/SHOWER 4" PHX	100
DOOR STOP ANGLED 3" & 4-3/4"	61	FENDER ALUMINUM JEEP STYLE	210
DOOR STOP STRAIGHT 3" & 4-3/4"	61	FENDER ALUMINUM SINGLE ROUND	210
DOUBLE RIBBED STEP RUG 23"	151	FENDER BACKS	210
DRAIN VALVE CO-CO LUBE	146	FENDER FLARE ALUMINUM	210
DRAPE HOOK STAINLESS STEEL	57	FENDER MOUNTING BRACKET FOR 8" & 9" WIDE FENDERS	418
DRAWER LOCK 2"	54	FENDER MOUNTING BRACKETS FOR 7" WIDE FENDER	417
DRAWER PLATE	54	FENDER TRI AXLE WITH VALANCE	211
DRAWER PULL LATCH ZINC	54	FENDERS ALUMINUM TANDEM	209
DRAWER SLIDE SOCKET SET "?" SHAPE	55	FENDERS JEEP TYPE SINGLE & TANDEM	211
DRAWER SLIDE SOCKET SET SMALL "C" SHAPE	54	FENDERS RADIUS	211
DRINKING WATER FRESHENER TASTEPURE	119	FENDERS TANDEM	211
DRIP RAILS	74	FIFTH WHEEL HITCH	362
DROP LEAF TABLE SUPPORT	55	FIFTH WHEEL PREP ADAPTERS	363
DROP LEG JACK PROSERIES	259	FIFTH WHEEL SAFETY CHAIN BRACKETS	363
DRUM 12-1/4" X 5" 12K & 15K	183	FLAIR-IT BYPASS VALVE 3-WAY 90 DEGREE FL X MPT X FL	111
DRUM 12-1/4" x 3-3/8" 9-10K GD	182	FLAIR-IT ADAPTOR SWIVEL BALLCOCK FL X SW BC	110
DUAL CAM HP SWAY CONTROL	359	FLAIR-IT ADAPTORS FL X MPT	110
DUAL FLUSH	140	FLAIR-IT ADAPTORS FL x FPT	110
DUAL FLUSH PRO	140	FLAIR-IT ADAPTORS SWIVEL FL X SW FPT	110
DUAL LEVER PULL DOWN RV KITCHEN FAUCET	99	FLAIR-IT ANGLE DRAIN VALVES FL	111
DUAL RECEIVER	354	FLAIR-IT BYPASS VALVES 3-WAY 90 DEGREE FL X FL X FL	111
DUAL SIZE DRAIN VALVES	116	FLAIR-IT CAPS FL	110
DUMP TRUCK/TRAILER TARP KITS	218	FLAIR-IT CENTER DRAIN VALVES 3-WAY 180 DEGREE FL X FL X FL	111
DUPLEX WEATHERPROOF OUTLET COVER	27	FLAIR-IT COUPLINGS FL X FL	110
Designer RV Shower Faucet	102	FLAIR-IT ELBOW DROP EAR FL X FPT	111
Double U-Bolt Bracket 8-3/4" Galvanized	415	FLAIR-IT ELBOW ADAPTORS FL X FPT	110
E-TRACK END CAP	226	FLAIR-IT ELBOW ADAPTORS FL X MPT	110
E-TRACK SPRING FITTING W/ 2" D-RING	226	FLAIR-IT ELBOW SWIVELS FL X SW FPT	111
E-TRACK- HORIZONTAL	226	FLAIR-IT ELBOWS FL X FL	110
E-TRACK- VERTICAL	226	FLAIR-IT PLUGS	111
E18 4.5" LED UTILITY LIGHT	335	FLAIR-IT SANTOPRENE SWIVEL SEALS	111
E32 3.5" X 14" INTERIOR LIGHT	336	FLAIR-IT STRAIGHT STOP VALVES FL	112
E50 4.5" LED ROUND DOME LIGHT	336	FLAIR-IT TEE SWIVEL FL X FL X SW FPT	111
E51 3.5" X 6" LED OVAL DOME LIGHT	336	FLAIR-IT TEES FL X FL X FL	111
EASY SLIP 4-IN-1 SEWER ADAPTOR W/ ELBOW	141	FLAT INSERT MOLDING NO LIP	74
EAZ LIFT DUAL RECEIVER	355	FLAT MOLDING NO INSERT	73
ELLS 90 DEGREE	131	FLAT MOUNT BULLDOG COUPLER	246
ELLS TWO-WAY	131	FLOOR REGISTER	5
END CAP	75	FLOW MAX WATER PUMP	125
ENTRY DOOR LOCK (BAUER)	68	FOLD-AWAY COUPLER HINGE KITS	247
ENTRY DOOR LOCK (GLOBAL)	68	FRIDGE AIRATOR, CAMCO	2
EQUALIZERS (3.5K-8K)	203	FURNACE INSECT SCREEN ATWOOD 2004	6
EXTEND A STAY	95	FURNACE INSECT SCREEN ATWOOD FURNACE	6
EXTEND-A-FLOW KIT	95	FURNACE INSECT SCREEN HYDROFLAME 8500 SERIES	6
EXTENDED GUTTER SPOUT	76	FUSE BYPASS SWITCHES	404
EXTENSION CORD 30 AMP	24	FUSE FMM BOX STYLE	275
EXTENSION CORD 50 AMP	25	FUSE FMX (J-CASE) STYLE	275
EXTENSION CORD 50AMP 30' W/ POWER GRIP PLUGS	25	FUSE HOLDER (DUAL)	274
EXTENTION CORD WITH MARINECO END	25	FUSE HOLDER ATC	30,273
EXTERIOR CARGO TRAILER SCREWS	85	FUSE MAX BLADE	30,275
EXTERIOR REFER VENT DOOR LATCH	84	FUSE MICRO LOW PRO	274
EXTERIOR SHOWER HEAD	106	FUSE MINI BLADE	29,274
EXTERIOR SHOWER VALVE PHX	106	FUSE MINI BLADE 2	274
EXTREME QUICK ROOF TAPE	39	FUSE TAP	275
EZ COUPLER SYSTEM REPLACEMENT PARTS	141	FUSES ATC / ATO BLADE	30,274
EZ HOSE CARRIER	142	GAS LEAK DETECTOR	93

Family	Page
GAS SPRING ANGLED MOUNT BRACKET.....	71
GAS SPRING ANGLED MOUNTING BRACKET.....	71
GAS SPRING ANGLED MOUNTING BRACKETS.....	71
GAS SPRING BALL STUDS.....	71
GAS SPRING END CAP.....	71
GAS SPRING FLAT MOUNT BRACKET.....	72
GAS SPRING FLAT MOUNTING BRACKET.....	72
GAS SPRING MOUNTING BRACKET.....	72
GAS SPRING MOUNTING BRACKET ANGLED.....	72
GAS SPRINGS.....	73
GEAR KIT LANDING GEAR 18 TEETH.....	262
GENERATOR ADAPTER CORD.....	24
GENERATOR ADAPTER CORD 3 PRONG.....	24
GFCI OUTLET COVER.....	27
GOOSENECK ADAPTER.....	364
GOOSENECK COUPLER LOCK.....	372
GOOSENECK HITCH - 25K ABOVE-BED.....	364
GOOSENECK HITCH - PRO SERIES.....	364
GOOSENECK HITCH - WEIGH SAFE.....	365
GOOSENECK HITCH- 25K FOLD-DOWN.....	365
GRAB HOOK CLEVIS WITH LATCH.....	238
GREASE CAP NEV-R-LUBE.....	186
GREASE CAPS BULK.....	187
GREASE CAPS CARDED.....	187
GREASE CAPS E-Z LUBE BULK.....	187
GREASE SEAL CARDED.....	188
GREASE SEALS DOUBLE LIP.....	188
GREASE SEALS SINGLE LIP.....	188
GREASE/OIL SEALS DEXTER.....	189
GUTTER.....	74
GUTTER W/ AWNING RAIL.....	74
Galvanized U-bolt 1/2"-13 x 3-1/16" x 3-13/16" Square Bend.....	416
Galvanized U-bolt 1/2"-13x 2-1/16"x 4-13/16" Square Bend.....	417
Galvanized U-bolt 3/8"-16 x 1-5/8" x 3-9/16" Square Bend.....	416
GloLight Streamline LED Light.....	334
HAND WINCH 800 LB.....	421
HASP SOLID STEEL.....	212
HD EQUALIZERS (9K-15K).....	203
HEAT SHRINK BUTT CONNECTOR.....	276
HEAT SHRINK RING TERMINALS.....	276
HEAVY DUTY RING TERMINAL.....	277
HI-RISE NON-METALLIC RV KITCHEN FAUCET.....	99
HIDE-A-SPARE TIRE CARRIER.....	391
HIGH CURRENT SLIDE-OUT SWITCH.....	32,295
HINGE STEEL WELD ON.....	215
HITCH ADAPTER.....	355
HITCH BALL BUSHING.....	351
HITCH BALL COVER.....	350
HITCH BALL LUBE.....	351
HITCH BALLS.....	350
HITCH BOX COVERS.....	349
HITCH BOX EXTENSION (BUYERS).....	354
HITCH BOX EXTENSION (DRAW-TITE).....	354
HITCH BOX RECEIVER TUBE BOLT-ON.....	354
HITCH IMMOBILIZER.....	404
HITCH PIN WIRE LOCK.....	355
HITCH PINS & CLIPS.....	349,355
HOLDING TANK RINSERS.....	143
HOLDING TANK RINSERS SWIVEL STIK.....	143
HOLDING TANK TORNADO ROTARY RINSER.....	143
HOOD LATCH.....	58
HOOK FORGED WITH LATCH.....	238
HOSE ADAPTOR 45 DEGREE 3".....	138
HOSE ADAPTOR STRAIGHT 3".....	138
HOSE ADAPTOR THETFORD TO VALTERRA/GRENTEC/ANONDA.....	139
HOSE ADAPTORS CLEARVIEW.....	139
HOSE PROTECTOR FLEXIBLE.....	123
HOSE SAVER ELBOWS 45 & 90 DEGREE.....	123
HOSE WASHERS.....	123

Family	Page
HUB 4 BOLT 2000 LB.....	175
HUB 4 STUD 2000 LB.....	175
HUB 4 STUD 2000LB (IMPORT).....	175
HUB 5 BOLT 2000 LB.....	175
HUB 5 STUD 2000 LB 13"-15" WHEEL (IMPORT).....	176
HUB 5 STUD 2000 LB, 13"-15" WHEEL.....	176
HUB 5 STUD 2000 LB. 8"-12" WHEEL.....	176
HUB 5 STUD 2000LB 8"-12" WHEEL (IMPORT).....	176
HUB 5 STUD 3.5K (5 ON 4.75).....	177
HUB 5 STUD 3.5K (5 ON 5.00).....	177
HUB 5 STUD 3.5K (5 ON 5.50).....	177
HUB 5 STUD 3500 LB. (5 ON 4.50).....	176
HUB 5-STUD 3500 LB. (IMPORT).....	177
HUB 6 STUD 3500 LB.....	177
HUB 6 STUD 5200 LB.....	177
HUB 8 STUD 7000 LB.....	178
HUB COVER VERSA LOCK.....	189,392
HUB COVERS.....	189,392
HUB COVERS PLASTIC.....	189,392
HUB IDLER 10K HD.....	183
HUB IDLER 12 & 15K.....	183
HUB IDLER AXLE 9K & 10K GD.....	182
HUB MOBILE HOME RIM CLAMP.....	184
HUB STUDS PRESS-IN.....	190
HUB STUDS SCREW-IN.....	190
HUB/DRUM 12-1/4 X 3-3/8 9-10k GD.....	182
HUB/DRUM 12-1/4" X 3-3/8" 10K (IMPORT).....	183
HUB/DRUM 4 STUD 7" - HYDRAULIC.....	178
HUB/DRUM 4 STUD 7"- ELECTRIC.....	178
HUB/DRUM 5 STUD 10" X 2-1/4" (IMPORT) 5 ON 4.5.....	179
HUB/DRUM 5 STUD 10" X 2-1/4" (IMPORT) 5 ON 4.75.....	179
HUB/DRUM 5 STUD 10" x 1-1/2".....	179
HUB/DRUM 5 STUD 10" x 2-1/4" (5 ON 4.5).....	179
HUB/DRUM 5 STUD 7"- ELECTRIC.....	178
HUB/DRUM 5 STUD 7"- HYDRAULIC.....	178
HUB/DRUM 5-STUD 10" X 2-1/4" (IMPORT) 5 ON 5.00.....	179
HUB/DRUM 5-STUD 10" X 2-1/4" (IMPORT) 5 ON 5.50.....	180
HUB/DRUM 6 BOLT 12" X 2" (IMPORT).....	180
HUB/DRUM 6 BOLT 12" x 2".....	180
HUB/DRUM 6 STUD 10" X2-1/4" 4400#.....	180
HUB/DRUM 6 STUD 10" x 2-1/4" 3.5K.....	180
HUB/DRUM 8 BOLT 12" X 2" (9/16" STUD) IMPORT.....	181
HUB/DRUM 8 BOLT 12" x 2" (1/2" STUD).....	180
HUB/DRUM 8 BOLT 12"X2" (9/16" STUD).....	181
HUB/DRUM 8 BOLT 12-1/4X3-3/8 8K.....	181
HUB/DRUM 8 BOLT 12-1/4X3-3/8 8K (IMPORT).....	182
HUB/DRUM 8 BOLT 12X2 7K (IMPORT).....	181
HUB/DRUM MOBILE HOME 12" x 2".....	184
HUBDRUM 5 STUD 7x1-3/4 3500# - HYD.....	178
HYDRUALIC BRAKE LINE PLUMBING KIT (TRIPLE AXLE).....	175
HYDRUALIC BRAKE LINE PLUMBING KIT(SINGLE AXLE).....	174
HYDRUALIC BRAKE LINE PLUMBING KIT(TANDEM AXLE).....	174
Hi-Rise RV Kitchen Faucet - Clear Knobs.....	99
ICE CUBE TRAYS.....	3
IDC SCOTCHLOK CONNECTOR.....	277
ILLUMINATED ON/OFF SWITCH.....	30,293
ILLUMINATED ON/OFF SWITCH 12V.....	30,293
INDICATOR LIGHT FOR SWITCHES.....	31,294
INNER ROUND VENT.....	217
INSERT CORNER MOLDING.....	75
INSERT ROOF EDGE.....	74
INSERT ROOF EDGE SQUARE LEG.....	74
INSERT TRIM SHORT LIP.....	74
INTEGRAL ROTOR/HUB (KODIAK) DAC COATED.....	168
INTERCHANGEABLE HITCH BALL SETS.....	350
INTERIOR DOOR LOCKS.....	68
J-Spout RV Kitchen Faucet.....	98
JACK A-FRAME (PRO-SERIES).....	256
JACK BRACKET PIPE MOUNT (RAM).....	266

Family	Page
JACK CASTER 6" PRO SERIES.....	258
JACK CASTERS BAL.....	259,262
JACK CASTERS FULTON.....	263
JACK CASTERS RAM.....	258,263
JACK DROP LEG 10K BULLDOG.....	261
JACK DROP LEG 12K.....	261
JACK DROP LEG 12K TW.....	261
JACK DROP LEG 8000 lb PROSERIES.....	259
JACK DROP LEG FOR 2K AND 5K.....	264
JACK DROP LEG POWERED DRIVE KIT.....	262
JACK FOOT (RAM) BOLT-ON.....	263
JACK FOOT RAM.....	263
JACK GEAR KITS BULLDOG & FULTON.....	264
JACK HANDLE 150 160 170 SERIES.....	264
JACK HANDLE 150 SERIES.....	264
JACK HANDLE 170 SERIES.....	264
JACK HANDLES ATWOOD.....	265
JACK LIGHT TRAILER STABILIZER.....	251
JACK PLUNGER & PULL PINS BULLDOG & FULTON.....	265
JACK POWER 3500# BLACK.....	255
JACK POWER BULLDOG 3500#.....	255
JACK POWER BULLDOG 4000#.....	255
JACK QUICK-DROP.....	256
JACK RAM ELECTRIC A-FRAME 3500LB.....	254
JACK RETAINING RING MOUNTING BRACKET BULLDOG & FULTON.....	265
JACK STABILIZING "C" JACK.....	252
JACK STROMBERG CARLSON POWER.....	254
JACK SWIVEL RETAINING RING BULLDOG & FULTON.....	265
JACK TUBE BRACKET WELD-ON.....	265
JACKS F2 MARINE & RECREATIONAL.....	260
JACKS ROUND TUBULAR SWIVEL.....	260
JACKS ROUND WELD ON BRACKET MOUNT.....	261
JACKS A-FRAME RAM.....	256
JACKS BAL.....	260
JACKS BOLT ON SWIVEL (PRO SERIES).....	259
JACKS BRACKET MOUNT SWIVEL RETAINING RING RAM.....	257
JACKS DROP LEG RAM.....	258
JACKS LEVELING SCISSOR.....	251
JACKS MARINE & RECREATIONAL BOLT ON.....	260
JACKS MARINE SWIVEL RAM.....	257
JACKS PIPE MOUNT SWIVEL RAM.....	257
JACKS STABILIZING DELUXE T TYPE & TELESCOPIC.....	252
JACKS STABILIZING TRAILER.....	252
JACKS SWING DOWN STABILIZING.....	252
JACKS TUBULAR SWIVEL ROUND.....	260
JUNCTION BOXES 7WAY.....	291
KEEL ROLLER SPLIT BRACKET PAIR- GALVANIZED.....	415
KEEL ROLLERS- BLACK NATURAL RUBBER.....	406
KEEL ROLLERS- YELLOW TPR.....	407
KEEPER BOLT & NUT.....	203
KING PIN LOCK.....	364
KING PIN STABILIZER (FAST JACK TRIPOD).....	253
KING PIN STABILIZER TRIPOD.....	253
KING PIN STABILIZING JACK BIPOD.....	253
KODIAK 204 CALIPER, BRACKET, ROTOR.....	172
KWIKLUBE AEROSOL SPRAY GREASE.....	50
L.P. GAS REGULATOR TWO STAGE 9 O'CLOCK VENT.....	94
L10 LICENSE LIGHT 2" VERT. LED.....	313
L11 LICENSE LIGHT 1" VERT. LED.....	314
L12 LICENSE LIGHT 3/4" HORZ. LED.....	314
LADDER RACK (RACKEM).....	231
LANDING GEAR LARGE FOOT PAD.....	262
LAP SEAL (DICOR).....	36
LAP SEALANT (ALPHA).....	38
LARGE RIBBED ROLLER 1.25" SHAFT.....	409
LATCH SECURITY.....	220
LATCH SPRING.....	220
LAVATORY FAUCET W/ DIVERTER.....	105
LCI LANDING GEAR 6K AND PARTS.....	262

Family	Page
LCI OIL CAP KIT.....	188
LCI SCISSOR JACKS.....	251
LCI SLIDE TOPPER - WHITE.....	12-13
LCI SLIDE TOPPER HARDWARE.....	14
LCI SLIDE TOPPERS - BLACK.....	13
LCI SOLID STEP.....	147
LED 6-1/2 OVAL TAILLIGHT (GLO-LIGHT).....	329
LED 6-1/2" OVAL GROMMET MOUNTED.....	328
LED CLEARANCE LIGHT ELLIPTICAL (COMMAND).....	324
LED COMMAND RECTANGULAR CLEARANCE LIGHT.....	323
LED COMMAND SURFACE MOUNT TAILLIGHT.....	326
LED ELLIPTICAL TAILLIGHT (COMMAND).....	326
LED FENDER CLEARANCE LIGHT.....	315
LED Fender Light.....	315
LED INTERIOR DOME LIGHT.....	34,337
LED LIGHT BAR STAINLESS STEEL BASE.....	324
LED LIGHT BAR W/ REFLEX LENS.....	325
LED LIGHT KIT TOWING MAGNETIC.....	298
LED LIGHT KIT TRAILER 5" UNDER 80.....	298
LED License Light with Bracket.....	314
LED MARKER LIGHT STUD MOUNT.....	320
LED NARROW TAILLIGHT.....	334
LED STRIP LIGHTING.....	338
LED TAILLIGHT KIT 36/37 SERIES.....	299
LED TAILLIGHT KIT 5" SQUARE (GLO-LIGHT).....	299
LED TAILLIGHT KIT 56/57 SERIES.....	299
LED TAILLIGHT KIT 6.5 OVAL (GLO-LIGHT).....	299
LED TAILLIGHT KIT OVER 80".....	298
LED TURN/CLEARANCE E2 RATED LIGHT.....	326
LED TURN/CLEARANCE LIGHT.....	326
LED WATERPROOF 4X6 LOW PROFILE TAILIGHT.....	332
LED WORK LIGHT.....	338
LEND A HAND.....	69
LEND A HAND EXTENDED.....	69
LEND-A-HAND MINI.....	69
LEVEL BULLSEYE SURFACE.....	92
LEVEL CROSS CHECK.....	92
LEVEL FIFTH WHEEL.....	91
LEVEL GRADUATED.....	91
LEVEL LARGE FOR FRONT OF TRAILER.....	92
LEVEL MOTORHOME.....	91
LEVEL TRAILER.....	91
LEVELERS LYNX.....	387
LEVELING SCISSOR JACK SOCKET.....	251
LEVELS STICK ON.....	91
LEVER BINDERS.....	225
LICENCE PLATE BEZEL W/ LED LIGHT.....	313
LICENCE PLATE LIGHT.....	313
LICENSE BRACKET UNIVERSAL PETERSON.....	312
LICENSE BRACKETS BARGMAN.....	312
LICENSE PLATE BOLTS & NUTS.....	312
LICENSE PLATE LIGHT W/ BRACKET.....	312
LID KIT FOR OPEN BASKET (RACKEM).....	229
LIGHT BACK-UP / UTILITY LED 6-1/2" OVAL SURFACE MOUNT.....	327
LIGHT BAR SUBMERSIBLE BLK BASE.....	304
LIGHT BAR W/ RED WATERPROOF MODULES.....	304
LIGHT CLEARANCE #108 N.S.....	300
LIGHT CLEARANCE 2" LED ROUND.....	322
LIGHT CLEARANCE 2-1/2" ROUND INCAN SEALED BARGMAN #31.....	303
LIGHT CLEARANCE ICAN (OVAL).....	301
LIGHT CLEARANCE INCAN 1-1/2X4.....	305
LIGHT CLEARANCE INCAN 2" ROUND SEALED BARGMAN #30.....	303
LIGHT CLEARANCE INCAN 2-1/2" ROUND W/REFLEX.....	303
LIGHT CLEARANCE INCAN BARGMAN #58.....	301
LIGHT CLEARANCE INCAN DOUBLE BULB BARGMAN #38.....	305
LIGHT CLEARANCE INCAN MINI-LITE PETERSON #107.....	303
LIGHT CLEARANCE INCAN OVAL 4-1/8" X 2" W/REFLEX PETERSON #108.....	300
LIGHT CLEARANCE INCAN OVAL THIN-LINE SINGLE BULB.....	300
LIGHT CLEARANCE INCAN SEALED BARGMAN #37.....	305

Family	Page
LIGHT CLEARANCE INCAN W/REFLEX BARGMAN #59.....	301
LIGHT CLEARANCE INCAN W/REFLEX BARGMAN #99.....	303
LIGHT CLEARANCE INCAN W/REFLEX PETERSON #114.....	302
LIGHT CLEARANCE INCAN W/REFLEX SEALED BARGMAN #178.....	301
LIGHT CLEARANCE INCAN WRAP AROUND BARGMAN #86.....	305
LIGHT CLEARANCE LED 2.5" ROUND.....	322
LIGHT CLEARANCE LED BARG #37 SERIES.....	320
LIGHT DUTY SURFACE MOUNT ROPE RING.....	219
LIGHT FENDER MOUNT 3/4".....	317
LIGHT INCAN ID LIGHT BAR 16-1/2" W/3 RED #107 LIGHTS PETERSON.....	304
LIGHT KIT INCAN LOW PROFILE 8X3.....	297
LIGHT KIT TOWING INCAN HD MAGNETIC.....	297
LIGHT KIT TOWING INCAN MAGNETIC.....	297
LIGHT KIT TRAILER INCAN SUMERISIBLE.....	298
LIGHT KIT TRAILER INCAN. UNDER 80 SUBMERSIBLE.....	297
LIGHT LED 17" ID LIGHT BAR WITH 3 LIGHTS.....	325
LIGHT LED CLEARANCE MARKER & INTERIOR / UTILITY LIGHT EAR MOUNT 3/4" X 1".....	317
LIGHT LICENSE INCAN BARGMAN #62.....	312
LIGHT LICENSE INCAN W/ BRACKET.....	313
LIGHT S/T/TL BACK UP 4" ROUND INCAN GROM MOUNT SEALED.....	310
LIGHT S/T/TL INCAN 3-3/4" ROUND STUD MOUNT 2" BETWEEN STUDS.....	309
LIGHT S/T/TL INCAN 4" ROUND FLANGE MOUNT M424R.....	310
LIGHT S/T/TL INCAN 4" ROUND FLUSH MOUNT PETERSON #413.....	310
LIGHT S/T/TL INCAN 4" ROUND SEALED PETERSON #427K.....	310
LIGHT S/T/TL INCAN 4-1/4" ROUND 2 STUD MOUNT.....	309
LIGHT S/T/TL INCAN 5" SQUARE 2 STUD MOUNT SUBMER.....	309
LIGHT S/T/TL INCAN 5" SQUARE OVER 80.....	310
LIGHT S/T/TL INCAN 5-1/2" GROM MOUNT SEALED.....	310
LIGHT S/T/TL INCAN 5-1/4" ROUND W/ REFLEX LENS BARGMAN #1600.....	309
LIGHT S/T/TL INCAN 5.75 SQ W/ REV.....	306
LIGHT S/T/TL INCAN 8" SUBMERSIBLE 36/37 SERIES.....	311
LIGHT S/T/TL INCAN 9" WRAP-AROUND 5 IN 1 COMBO.....	312
LIGHT S/T/TL INCAN BARGMAN #86.....	306
LIGHT S/T/TL INCAN PETERSON #457.....	308
LIGHT S/T/TL INCAN RECESSED DOUBLE & TRIPLE BARGMAN #84.....	307
LIGHT S/T/TL INCAN SURFACE MOUNT BARGMAN #92.....	308
LIGHT S/T/TL INCAN SURFACE MOUNT PETERSON (SAME AS BARG. #91).....	307
LIGHT S/T/TL LED 4" ROUND GROM MOUNT SEALED.....	327
LIGHT S/T/TL LED 5" SQUARE 2 STUD MOUNT SUBMER.....	331
LIGHT S/T/TL LED 5-1/2" SEALED RECTANGLE.....	331
LIGHT S/T/TL LED 8" X 3" SUBMER 2 STUD MOUNT.....	333
LIGHT SIDE MARKER MINI LED 3/4" ROUND PC RATED.....	317
LIGHT UNIVERSAL MOUNTING BRACKET FOR STUD MOUNTED.....	309
LIGHTS OUT RETRACTABLE VENT SHADE.....	82
LOAD RING ADJUSTABLE FOR SUPER TRACK.....	227
LOCK BASEPLATE/ RECEIVER.....	401
LOCK COUPLER & RECEIVER SET KEYED ALIKE.....	369
LOCK COUPLER 377 DAT / 378 DAT.....	250,371
LOCK COUPLER ARMORLOCK 37D / SOLID BRASS 605.....	249,369
LOCK COUPLER BARBELL STYLE.....	370
LOCK COUPLER BARBELL STYLE (TRIMAX).....	249
LOCK COUPLER FAST LOCK.....	369
LOCK COUPLER GORILLA GUARD.....	250,371
LOCK COUPLER UNIVERSAL.....	250,371
LOCK COUPLER UNIVERSAL TRAILER.....	250,371
LOCK LUNETTE RING.....	353
LOCK MASTER PADLOCK.....	214
LOCK RECEIVER 5/8 WITH RIGHT ANGLE.....	366
LOCK RECEIVER 5/8" BARBELL STYLE.....	367
LOCK RECEIVER AND COUPLER SET K/A.....	369
LOCK RECEIVER HITCH PIN STYLE.....	367
LOCK ROUND SHACKLELESS (KEYED ALIKE).....	212,372
LOCK SHROUDED PADLOCK.....	213,372
LOCK SPARE TIRE LUG NUT STYLE.....	373
LOCKING CARGO DOOR HASP.....	212
LOCKING J-PIN FOR 2" RECEIVERS.....	368
LOOP 2 POLE.....	281
LOOP 4-FLAT.....	282

Family	Page
LOOP SQUARE 4 POLE / 6 POLE.....	282
LOOPED PVC STEP RUG.....	151
LOW PROFILE TAILLIGHT LED (FLEET COUNT).....	332
LP ADAPTER PIGTAIL TO REGULATOR.....	94
LP DOUBLE BOTTLE RACKS.....	93
LP DUAL TANK MANIFOLD TEE.....	94
LP GAS BOTTLE COVERS ABS PLASTIC.....	93
LP GAS REGUALTOR SINGLE STAGE.....	93
LP HOSE ACME X APPLIANCE.....	95
LP HOSE EXTEND-A-FLOW.....	95
LP HOSE F FLARE X MPT.....	94
LP HOSE HIGH CAPACITY M INV FL X F ACME THREAD.....	95
LP HOSE M INV FL X POL.....	94
LP HOSE SWIVEL M CYL X POLHW.....	95
LP REGULATOR TWO STAGE 6 O'CLOCK VENT.....	94
LUNETTE EYE 4 BOLT 42K.....	353
LUNETTE EYE ADJUSTABLE ASSEMBLY 12K.....	353
LUNETTE EYE DRAWBAR WITH NUT 45K.....	354
LUNETTE EYE LOCK.....	371
LUNETTE RING WITH MOUNTING PLATE 60K.....	354
M5 REESE FIFTH WHEEL HITCH.....	362
MAGNETIC 4-FLAT HOLDER.....	282
MAGNETIC DOOR HOLDER.....	62
MINI 12V SWITCH ILLUM. ON/OFF.....	32,295
MINI ON/OFF SWITCH.....	32,295
MINI POP-UP CONTAINER.....	2
MIRROE CUSTOM TOWING CIPA # 10950 CHEVY/GMC 2014 TO 2019.....	378
MIRROR CUSTOM TOWING CIPA # 10800 GM 1999 TO 2007.....	378
MIRROR CUSTOM TOWING CIPA # 10900 GM 2007 TO 2011.....	378
MIRROR CUSTOM TOWING CIPA # 10970 GM 19 NB -CURRENT.....	379
MIRROR CUSTOM TOWING CIPA # 11450 18-21 RAM.....	379
MIRROR CUSTOM TOWING CIPA # 11800 FORD 2004 - 2010.....	380
MIRROR CUSTOM TOWING CIPA # 11900 FORD 1997 TO 2008.....	380
MIRROR CUSTOM TOWING CIPA# 11400 DODGE 09-14.....	379
MIRROR CUSTOM TOWING CIPA# 11550 FORD 2015-2019.....	379
MIRROR HOT SPOT CONVEX.....	381
MIRROR OBLONG STICK-ON CONVEX.....	381
MIRROR ROUND STICK-ON CONVEX.....	381
MIRROR SLIP ON LONGVIEW # 1200 GM 1988 TO 2005.....	378
MIRROR SLIP ON LONGVIEW # 1500 GM 1999 TO 2006.....	377
MIRROR SLIP ON LONGVIEW # 1600 GM 2007 TO 2011.....	377
MIRROR SLIP ON LONGVIEW # 1700 EXPRESS 2003-2014.....	377
MIRROR SLIP ON LONGVIEW # 1800 GM 2014 AND 2019.....	377
MIRROR SLIP ON LONGVIEW # 2300B FORD 2009 TO 2014.....	376
MIRROR SLIP ON LONGVIEW # 2600 FORD 1999 TO 2005.....	375
MIRROR SLIP ON LONGVIEW # 3100A DODGE 1998 TO 2003.....	375
MIRROR SLIP ON LONGVIEW # 3100B DODGE 2002 TO 2008.....	375
MIRROR SLIP ON LONGVIEW #2300 FORD 1997-2003.....	376
MIRROR SLIP ON LONGVIEW #2300C FORD 2015 - CURR.....	376
MIRROR SLIP-ON LONGVIEW # 1820 CHEVY 2019-CURR.....	376
MIRROR SLIP-ON LONGVIEW # 3120 RAM 19-CURR.....	375
MIRROR TOW-N-SEE.....	380
MIRROR TOWING CLIP ON.....	380
MIRROR TOWING UNIVERSAL DUAL VIEW.....	380
MIRROR UNIVERSAL MILENCO.....	381
MISC. CARGO DOOR HARDWARE.....	86
MODULITE HD PLUS PROTECTOR.....	280
MODULITE PROTECTOR.....	279
MODULITE PROTECTOR W/ BACK-UP.....	280
MODULITE ULTRA PROTECTOR.....	280
MODULITE ZCI (ZERO CONTACT INTERFACE).....	281
MORRYDE QUICK CONNECT STEP.....	149
MORRYDE STEP ABOVE.....	148
MOTOR BASE 15 AMP.....	26
MOTOR CITY SHINE AND WASH.....	43
MOTORCYCLE HELMET HOLDER (RACKEM).....	236
MOUNTING BRACKETS.....	285
MOUNTING KIT FOR BAR LOCK.....	86
Non-Metallic Pull-Out RV Kitchen Faucet.....	97

Family	Page
OBSERVATION CAMERA.....	20,267
OFF VEHICLE COUPLER LOCK (BOLT).....	370
OIL CAP, O-RING & PLUG KITS.....	188
OMNIDIRECTIONAL ROOFTOP ANTENNA.....	8
ONE-PIECE PINTLE HOOK.....	351
ORFICE FOR DICO ACUATORS.....	244
OVER / UNDER CONVERSION KIT 2-3/8" AXLE.....	208
OVER / UNDER CONVERSION KIT 3" AXLE.....	208
PADLOCK (BOLT).....	213
PANEL BRACKET- 12" GALVANIZED.....	415
PANEL BRACKET- 5" GALVANIZED.....	414
PANEL BRACKET- 8" GALVANIZED.....	414
PARTY LIGHT HOLDERS - FABRIC.....	18
PATIO LIGHT HANGERS.....	17
PATIO LIGHT HOLDER.....	18
PETCOCK DUAL BARBED 3/8" - 1/2" W/ FLANGE.....	116
PEX ADAPTORS SWIVEL FEMALE W/NUT BARB X FPT.....	112
PEX COUPLINGS.....	112
PEX ELBOWS BARB X BARB.....	112
PEX ELBOWS BARB X MPT.....	112
PEX ELBOWS BARB X SW FPT.....	112
PEX STOP VALVES.....	112
PEX TEES BARB X BARB X BARB.....	112
PEX TUBING.....	113
PIGTAIL 4-FLAT CAR & TRAILER ENDS.....	281
PIGTAIL 4-FLAT FULLY SEALED & JACKETED.....	282
PIGTAIL 5-FLAT.....	282
PIGTAIL 50 AMP MALE.....	25
PINTLE HITCH WITH CHROME BALL.....	352
PINTLE HOOKS.....	351
PINTLE LOCK PIN & CHAIN.....	353
PINTLE MOUNTS SOLID SHANK.....	352
PINTLE REPLACEMENT BALLS.....	353
PLASTIC FENDERS.....	209
PLASTIC HALF MOON SIDEWALL VENT.....	217
PLASTIC THUMB LATCH.....	58
PLUG GUARD 7 WAY.....	291
PLUG STORAGE BOX FOR 4-WAY.....	283
PLUG W/ STRING FEMALE CAP.....	123
PLUG W/ STRING MALE CAP.....	123
PLUMBING VENT INSECT SCREEN.....	7
POD HAZARD ROADSIDE FLARES (LED).....	343
POP-A-BAG.....	1
POP-A-PLATE.....	1
PORCH LIGHT BARGMAN #78 SERIES.....	35,337
PORCH LIGHT LENS PETERSON # 385.....	35,337
POST GUIDE-ON LED LIGHT KIT.....	420
POWER BIT CLUTCH 5/32".....	89
POWER BIT MAGNETIC NUTSETTER.....	89
POWER BIT PHILLIPS.....	89
POWER BIT SQUARE.....	89
POWER GRIP MINI PLUG.....	26
POWER INLET 30 & 50 AMP TWISTLOCK.....	26
POWER JACK 3500LB (LCI).....	254
POWER JACK ULTRA-FAB 3500#.....	254
POWER MAXIMIZER.....	24
PREMIUM LITHIUM GREASE.....	184
PREWIRED ADAPTER, 7-WAY FLAT PIN W/ BRAKE CONTROL WIRING.....	287
PROPANE / CO ALARM.....	93
PROPANE QUICK-CONNECT (GAS GRILL FOR RV).....	94
PULL DOWN SPRAYER FAUCET.....	96
PULL PIN KIT (4) REESE 5TH WHEEL.....	363
PURE POWER BLUE (VALTERRA).....	144
PVC BOAT GUIDE (FULTON).....	420
PVC BOAT GUIDE 40" (C.E. SMITH).....	420
PYRAMID WASHERS.....	417
QEST ADAPTORS MALE FEMALE.....	113
QEST CONES NUTS RINGS.....	113
QEST DRAIN VALVE.....	114

Family	Page
QEST ELBOWS STREET.....	114
QEST FEMALE COUPLINGS.....	113
QEST MALE COUPLINGS.....	114
QEST TEST CAP / PLUGS.....	113
QUICK CONNECT CONNECTOR FEMALE 1/2".....	114
QUICK CONNECT CONNECTOR MALE 1/2".....	114
QUICK CONNECT END STOP.....	115
QUICK CONNECT SWIVEL ELBOW FEMALE.....	115
QUICK CONNECT UNION CONNECTOR.....	115
QUICK CONNECT UNION ELBOW 1/2" CTS.....	115
QUICK DISCONNECT - FULLY INSULATED.....	276
QUICK LINKS.....	238
RACK BACKPACK BLOWER (BUYERS).....	236
RACK BACKPACK BLOWER- OPEN (RACKEM).....	229
RACK BACKPACK BLOWER-ENCLOSED (RACKEM).....	232
RACK FOR LUBRICANTS - ENCLOSED (RACKEM).....	232
RACK GAS/COOLER (RACKEM).....	234
RACK HAND TAMPER/HAND TOOL - HARDSCAPING.....	235
RACK HAND TOOL- HARDSCAPING.....	236
RACK KIT FOR SHELVES OR BUNKS (RACKEM).....	236
RACK LOCKABLE TRIMMER SNAP-IN STYLE ENCLOSED TRAILER (BUYERS).....	237
RACK MULTI (BUYERS).....	237
RACK MULTI HOOK (2-HOOK) RACKEM.....	233
RACK MULTI HOOK (6-HOOK) RACKEM.....	234
RACK SHOVEL - ENCLOSED (RACKEM).....	233
RACK SINGLE HOOK (RACKEM).....	233
RACK SPRAYER/BACKPACK BLOWER (RACK-EM).....	231
RACK TRIM LINE 3/5 LB- ENCLOSED (RACKEM).....	234
RACK TRIMMER 3-PLACE - OPEN (RACK-EM).....	228
RACK TRIMMER 3-PLACE- ENCLOSED (RACKEM).....	232
RAIN GUTTER SPOUT.....	76
RAIN SPOUT / GUTTER EXTENSIONS.....	77
RAMP BUMBER UNIVERSAL.....	216
RAMP DOOR TORSION SPRING ASSY AND CABLES.....	212
RATCHET BINDERS.....	225
RATCHET STRAPS 2" WIDE.....	223
RATCHET STRAPS LOGISTICS 2" WIDE E-TRACK FITTINGS.....	224,227
RATCHET STRAPS WITH S-HOOKS 1" W.....	223
RAYZAR Z1 ANTENNA.....	9
RECEIVER LOCK 1/2" (BOLT).....	367
RECEIVER LOCK 5/8 BARBELL FOR 3".....	368
RECEIVER LOCK 5/8" (BOLT).....	366
RECEIVER LOCK DOGBONE 5/8.....	367
RECEPTACLE FLUSH WITH OPTIONAL MOUNTING COVER AND MOUNTING BOX.....	27
RED-EYE BEARING PROTECTOR.....	187
REDUCERS ECCENTRIC GREY WATER TANK.....	132
REESE PRO ROUND BAR SYSTEM.....	357
REESE TRUNNION WT. DIST. KITS.....	357
REFLECTORS OBLONG / REGTANGULAR.....	342
REFLECTORS ROUND W/CENTER MOUNT HOLES & ADHESIVE BACK.....	342
REFRIGERATOR BARS.....	3
REFRIGERATOR SIDEWALL VENT (SQUARE).....	84
REFRIGERATOR VENT INSECT SCREEN.....	6
REPLACEMENT 12000LB JACK HANDLE.....	265
REPLACEMENT FABRIC FOR SLIDE TOPPER.....	14
REPLACEMENT KEY CH751.....	60
REPLACEMENT KNOBS.....	110
REPLACEMENT PLUG POWER GRIP WITH HANDLE 30A AND 50A.....	25
RETRACTABLE RATCHET STRAP 1".....	222
RETRACTABLE RATCHET STRAP 2".....	222
RETURN AIR KITS (DUCTED AIR).....	4
RHINO SEWER HOSE SUPPORT.....	141
RHINO TANK RINSER.....	139
RHINO TOTE TANKS.....	142
RHINOFLEX WYE.....	138
RIBBED ROLLER- YELLOW TPR 1-1/8" SHAFT.....	409
RIGID SCREW COVER.....	76

Family	Page
RIM CLAMPS, BOLTS & NUTS.....	190
RING TERMINALS.....	276
ROCKER SWITCH 12V WITH CHROME PLATE.....	28
ROCKER SWITCH ON/OFF/ON.....	31,294
ROLLER DISPLAY SET (RUBBER).....	406
ROLLER SHAFTS.....	406
ROOF COATING PLAS-T-COTE ELASTOMERIC.....	41
ROOF VENT COVER NEW STYLE WEDGE SHAPE.....	78
ROPE RING 1-5/16" I.D. WITH E-TRACK FITTING.....	226
ROPE RING HEAVY-DUTY RECESSED ROTATING.....	220
ROPE RING KIT HEAVY-DUTY RECESSED.....	220
ROPE RING RECESSED MOUNT.....	219
ROPE RING SUPPORT PLATE.....	219
ROPE RING SURFACE MOUNTED.....	219
ROPE RINGS SURFACE & RECESSED MOUNT.....	219
ROSETTES.....	90
RUBBER BRAKE HOSE 90 DEG.....	173
RUBBER BRAKE HOSES.....	173
RUBBER ROOF ADHESIVE (ALPHA).....	38
RUBBER ROOF ADHESIVE WATER BASED (DICOR).....	36
RUBBER ROOF CLEANER DICOR.....	39
RUBBER ROOF CLEANER/PRIMER.....	40
RUBBER ROOF COAT WHITE DICOR.....	40
RUBBER ROOF COATING PLAS-T-COTE.....	40
RUBBER ROOF EDPM REPAIR MEMBRANE.....	39
RUBBER ROOF INSTALLATION KIT (ALPHA).....	38
RUBBER ROOF INSTALLATION KIT (DICOR).....	36
RUBBER ROOF PATCH KIT.....	39
RUBBER ROOFS EPDM (DICOR).....	36
RV BUMPER HITCH ADAPTER.....	383
RV Bar Faucet.....	99
RV Exterior Shower Box Kit.....	107
RV Hand Held Shower Wand.....	108
RV Lavatory Faucet.....	104
RV Lavatory Faucet w/ Shower Diverter - Clear Knobs.....	101
RV Shower Faucet.....	103
RV Shower Faucet for Exterior Shower Boxes.....	106
RV Shower Head & Hose Kit.....	108
RV Tub & Shower Diverter Faucet.....	100
S-HOOKS.....	238
S12 LIGHT CLEARANCE 2.5" ROUND.....	322
S14 LIGHT LED STUD MOUNT.....	318
S15 LIGHT CLEARANCE 1X2 LED.....	319
S17 LIGHT CLEARANCE 2"x1" SURFACE MOUNT.....	318
S18 LED CLEARANCE LIGHT 3.5"x.75".....	321
S19 LIGHT SIDE MARKER LED PC RATED 1" x 4".....	321
S21 LIGHT SIDE MARKER LED 2" ROUND P2 RATED.....	317
S22 LED CLEARANCE LIGHT 2X6.....	323
S30 LIGHT CLEARANCE 2" LED ROUND.....	322
S33 LIGHT SIDE MARKER MINI LED 3/4" ROUND P2 RATED.....	316
S34 LIGHT SIDE MARKER MINI LED 3/4" ROUND PC RATED.....	316
S37 LIGHT SIDE MARKER MINI 3/4" ROUND PC RATED.....	316
S38 LED SURFACE MOUNT MARKER LIGHT.....	319
S50 SEALED LED ID LIGHT BAR FOR OVER 80" APPLICATIONS.....	325
S51 LED ID LIGHT BAR 16.5"L.....	324
S52 LED V-BEND ID LIGHT BAR.....	325
S90 LIGHT FENDER LED BI COLOR.....	315
S91 LED FENDER LIGHT 4".....	315
SAFETY CABLES.....	401
SAFETY CHAIN ANCHOR.....	238
SAFETY CHAIN CLASS 5.....	238
SAFETY CHAIN CLASS I.....	238
SAFETY CHAIN CLASS II & III.....	239
SAFETY CHAIN LOOP.....	238
SAFETY PIN FOR SNAP UP BRKTS.....	359
SAFETY PIN WEIGHT DISTRIBUTION SNAP UP BRACKET.....	356
SANITARY TEE REDUCING 3" BAYONET X 3" & 1-1/2" ROTATING FLANGE.....	132
SANP & ZAP MIRROR FORD 04-08.....	374
SCOTCH LOCK.....	277

Family	Page
SCREEN DOOR CLOSER KIT RV.....	66
SCREEN DOOR CROSS BAR.....	66
SCREEN DOOR GRILLE DELUXE ALUMINUM.....	66
SCREEN DOOR LATCH COLEMAN.....	65
SCREEN DOOR LATCH RIGHT HAND.....	65
SCREEN DOOR OPENER.....	66
SCREEN DOOR SLIDE KIT.....	66
SCREEN DOOR SLIDER.....	67
SCREEN SHOT DOOR CLOSER.....	67
SCREW HEX HEAD 3/8" DRILL POINT #14.....	87
SCREW COVERS.....	88
SCREW HEX HEAD # 8.....	88
SCREW HEX HEAD 1/4" DRILL POINT # 8.....	87
SCREW HEX HEAD 1/4" DRILL POINT #10.....	87
SCREW SQUARE FLAT HEAD # 8.....	88
SCREW SQUARE PAN HEAD # 8 (BLACK).....	87
SCREW SQUARE PAN HEAD #8 (BRONZE).....	87
SCREW SQUARE PAN HEAD #8 (BROWN).....	87
SCREW SQUARE PAN HEAD #8 (COL. WHITE).....	87
SCREW SQUARE PAN HEAD #8 (WHITE).....	87
SCREW SQUARE PAN HEAD #8 (ZINC).....	86
SCREW SQUARE PAN HEAD DRILL POINT#8.....	86
SCREWDRIVER CLUTCH HEAD 5/32".....	87
SCREWDRIVER MAGNETIC W/BITS RV 5 IN 1.....	88
SCREWDRIVER SQUARE RECESS.....	88
SCREWS DRUM MOUNTING.....	191
SEAL FOAM TAPE .75 X 1.5.....	42
SEAL RUBBER D WITH TAPE.....	42
SEALED SIDE MARKER LIGHTS (INCAN) STUD MOUNT.....	304
SEWER FITTING 90 DEGREE BAYONET EZ COUPLER.....	140
SEWER HOSE ADAPTERS RHINO.....	140
SEWER HOSE BAYONET KITS EZ COUPLER.....	137
SEWER HOSE CLAMP.....	138
SEWER HOSE COUPLER STRAIGHT HOSE X HOSE.....	138
SEWER HOSE EXTENSION EZ COUPLER.....	137
SEWER HOSE EXTENSION EZ COUPLER 15'.....	137
SEWER HOSE EXTENSION QUICK CONNECT.....	139
SEWER HOSE HEAVY DUTY.....	136
SEWER HOSE HEAVY DUTY E-Z FLUSH W/ STRAIGHT ADAPTOR.....	137
SEWER HOSE HEAVY DUTY EZ FLUSH W/ SIZING RINGS.....	136
SEWER HOSE KIT RHINO EXTREME.....	138
SEWER HOSE KIT W/ HOSE AND FITTING RHINOFLEX.....	137
SEWER HOSE RINSE CAP.....	139
SEWER HOSE STANDARD BAGGED.....	136
SEWER HOSE STANDARD BOXED.....	136
SEWER HOSE STANDARD W/ STRAIGHT ADAPTOR BAGGED.....	136
SEWER HOSE SUPER HD W/ SIZING RINGS.....	137
SEWER HOSE SUPER HEAVY DUTY EZ FLUSH W/ SIZING RINGS.....	137
SEWER HOSE SUPPORT FOLDING.....	141
SEWER HOSE SUPPORT SIDEWINDER.....	141
SEWER HOSE WYE.....	138
SEWER RING SPONGE.....	141
SHACKLE ASSEMBLIES DEXTER HD & EXTRA HD.....	202
SHACKLE BOLTS & NUTS.....	201
SHACKLE LINKS.....	201
SHADE DAY NIGHT HOLD DOWN FLUSH MOUNT.....	57
SHOCK ABSORBER KIT & PARTS.....	209
SHOULDER SHACKLE BOLTS & NUTS.....	201
SHOWER EXTERIOR.....	105
SHOWER EXTERIOR (JR PRODUCTS).....	105
SHOWER HOSE VINYL.....	108
SHOWER STRAINER.....	109
SHOWER VALVE.....	102
SHOWER VALVE EXTERIOR PHX.....	106
SHOWER VALVE PHX.....	101
SINGLE LEVER RV LAVATORY FAUCET.....	104
SINGLE RIBBED STEP RUG 18".....	151
SINGLE RIBBED STEP RUG 23".....	151
SINK STRAINER WITH THREADED BASKET.....	109

Family	Page
SLICK DISC.....	363
SLIDE TOPPER SPACER KITS.....	15
SLIP-ON ROTOR (KODIAK) DAC COATED.....	169
SLIPPER SPRING KITS 2" FOR 33.5" & 36" AXLE SPACING.....	208
SMALL RIBBED ROLLER 3/4" SHAFT, BLACK.....	409
SMART ARM CONTROLLER AND HARNESS.....	12
SNAP & ZAP MIRROR CHEVY / GMC 07-13.....	374
SNAP & ZAP MIRROR CHEVY/GMC 14-18.....	374
SNAP & ZAP MIRROR CHEVY/GMC 19-CURRENT.....	374
SNAP & ZAP MIRROR CHEVY/GMC 99-06.....	374
SNAP & ZAP MIRROR DODGE / CHRYSLER / VW.....	373
SNAP & ZAP MIRROR DODGE 02-08.....	373
SNAP & ZAP MIRROR DODGE 09-18.....	373
SNAP & ZAP MIRROR FORD 15-CURRENT.....	375
SNAP & ZAP MIRROR FORD 97-03.....	374
SNAP LINK.....	238
SNOWMOBILE TOW STRAP.....	225
SOFT TOUCH GRAB HANDLE.....	69
SPARE TIRE CARRIER - ENCLOSED (RACKEM).....	233,390
SPARE TIRE CARRIER GALVANIZED.....	391
SPARE TIRE U-BOLT CARRIER.....	390
SPECIAL ORDER BRACKETS.....	413
SPINDLE 4" DROP 3.5K AXLE.....	194
SPINDLE 4" DROP 5.2K 6K & 7K AXLES.....	194
SPINDLE NUT.....	191
SPINDLE NUT KIT.....	191
SPINDLE NUT KIT (UFP).....	192
SPINDLE NUT WASHER KIT 10K HD 12K 15K.....	192
SPINDLE NUT WASHER KIT 9K 10K GD.....	192
SPINDLE NUT WASHER KIT E-Z LUBE.....	192
SPINDLE RAT-TAIL 3.5K AXLE.....	193
SPINDLE RAT-TAIL 5.2K, 6K, & 7K W/ FLANGE.....	193
SPINDLE STRAIGHT 3.5K AXLE.....	192
SPINDLE STRAIGHT 5.2K 6K & 7K AXLE.....	193
SPINDLE STRAIGHT 5.2K 6K & 7K AXLE - NO FLANGE.....	193
SPINDLE WASHERS.....	191
SPINDLE WEAR RING SS.....	184
SPINDLES RAT TAIL 2K OR 2.5K AXLE.....	192
SPINDLES STRAIGHT 2K OR 2.5K AXLE.....	192
SPIRAL ANCHOR.....	17
SPLASH STOP BUMPER MOUNT.....	405
SPOOL ROLLERS- BLACK NATURAL RUBBER.....	408
SPOOL ROLLERS- YELLOW TPR.....	408
SPRAY PAINT.....	51
SPRING BUSHINGS.....	201
SPRING FRESH TASTEPURE.....	119
SPRING HANGERS (10K GD).....	204
SPRING HANGERS (10KHD-15K).....	204
SPRING HANGERS (9K).....	204
SPRING HANGERS 1-3/4" SPRING.....	203
SPRING HANGERS 2" SPRING.....	204
SPRING SEATS.....	198
SPRING STYLE FAUCET.....	96
SPRINGS DOUBLE EYE 1-3/4" (2 LEAF).....	199
SPRINGS DOUBLE EYE 1-3/4" (3 LEAF).....	199
SPRINGS DOUBLE EYE 1-3/4" (4 LEAF).....	199
SPRINGS DOUBLE EYE 1-3/4" (5 LEAF).....	199
SPRINGS DOUBLE EYE 1-3/4" (6 LEAF).....	200
SPRINGS SLIPPER.....	200
SQUARE GOOSENECK FAUCET.....	96
STAINLESS STEEL SHOWER HOSE.....	108
STATIONARY KEEL ROLLER BRACKET ASSEMBLY FOR 3" TONGUE.....	407
STAKE POCKET STRAIGHT BOLT-ON.....	220
STAKE RACK CONNECTOR SET.....	221
STAKE RACK CORNER CONNECTOR SET.....	221
STARTER KIT BUCKET.....	1
STARTER KIT DELUXE.....	1
STARTER KIT PREMIUM.....	1
STARTER KIT STANDARD.....	1

Family	Page
STEADI-FLEX SYSTEM.....	358
STEP CAMPER 3" DROP.....	149
STEP DOUBLE 12" DROP.....	149
STEP RUGS WRAP AROUND.....	149
STEP SINGLE 24".....	149
STEP SINGLE 5" DROP.....	149
STOVE INSECT SCREEN.....	6
STRAINER IN LINE TWIST ON BARB INLET.....	126
STRAINER IN LINE TWIST ON PIPE INLET.....	126
STRAINER IN-LINE W/ SWIVEL NUT (BARB).....	127
STRAP ADJUSTABLE TIRE.....	224
STRAP AXLE.....	224
STRAP CAM BUCKLE S-HOOKS 1" W.....	223
STRAP CAR TIE-DOWN.....	224
STRAP RECOVERY TOW.....	225
STRAP TIE-DOWN ASSIST.....	223
STUD MOUNT CLEARANCE LIGHT LED.....	320
SUBMERSIBLE TAILLIGHT 4X6 LOW PROFILE.....	311
SUNSHIELD RV VENT COVER.....	82
SUNSHIELLD REFLECTIVE WINDOW COVER.....	67,83
SUPERFLEX RUBBER ROOF (ALPHA).....	38
SURE LUBE GREASE CAP.....	187
SUSPENSION BOLTS AND NUTS.....	202
SUSPENSION KITS HEAVY DUTY.....	208
SWAY CONTROL ADAPTER.....	360
SWAY CONTROL BALL.....	360
SWAY CONTROL BALL PLATE ASSM.....	359
SWAY CONTROL SPRING CLIP.....	360
SWITCH MOMENTARY ON/ OFF / MOMENTARY ON.....	32,295
SWIVEL BRACKETS.....	413
SWIVEL DRAIN CONNECTOR 90 DEGREE STRAIGHT.....	109
SWIVEL E-TRACK TIE DOWN.....	227
Sealed LED Identification Light Bars for Over 80" Applications.....	325
Side Marker Clearance Light LED #59 w/White Base.....	323
Side Marker/Clearance Light w/Reflex Lens w/Black Ear-Mount Base.....	302
Side Marker/Clearance Light, w/Dual Bulbs.....	302
Single Lever RV Kitchen Faucet.....	98
Streamline Sealed LED Lights.....	335
Surface Mount LED License Lights.....	314
Surface Mount LED Marker/Clearance Lights with Reflex.....	323
Surface Mount Marker/ClearanceLights with Reflex.....	302
Swivel Bracket Assembly - 9".....	413
Swivel Bracket Kit.....	414
T & L HANDLES CAMS.....	70
T-9 LUBRICANT.....	50
T-CONNECTOR 5TH WHEEL.....	288
T10 LIGHT S/T/TL LED LOW PROFILE.....	333
T12 LIGHT LED LIGHT BAR 15" RED LIGHTS RED LENS.....	324
T40 LIGHT S/T/TL LED 4" ROUND S/T/TL GROM OR FLANGE MOUNT.....	327
T60 LIGHT S/T/TL LED 6" OVAL HORZ GROMMET MOUNT.....	331
T60 LIGHT S/T/TL LED 6" OVAL VERT GROM & SURFACE MOUNT.....	328
T61 LIGHT S/T/TL LED 6" OVAL HORZ SURFACE MOUNT.....	327
T66 LIGHT S/T/TL 6" OVAL LED GROMMET MOUNT.....	329
T68 LIGHT S/T/TL 6" OVAL LED GROMMET MOUNT.....	329
T70 LIGHT S/T/TL 6" OVAL W/ REVERSE.....	330
T71 LIGHT S/T/TL LED 5-1/2" RECTANGLE.....	331
T80 LIGHT S/T/TL LED 8" BOX LIGHT SUBMER.....	333
T85 LIGHT S/T/TL LED 4" SQUARE.....	331
T86 TAILLIGHT S/T/TL LED 6" BOX SUBMER.....	332
TABLE LEGS & PEDESTAL BASES.....	55
TAIL LIGHT WIRING KIT 4 DIODES.....	403
TAIL LIGHT WIRING KIT BULB & SOCKET.....	403
TAIL LIGHT WIRING KIT SATURN 3 DIODES.....	404
TAIL LIGHT WIRING KIT WITH DIODE BLOCK.....	404
TAILGATE ASSIST DOUBLE BARREL (RACKEM).....	230
TAILLIGHT UNDER 80 #80 SERIES.....	309
TAILLIGHT CONVERTER.....	279
TAILLIGHT WIRING KIT (DIODE) DEMCO.....	403
TAILLIGHT WIRING KIT BULB & SOCKET (DEMCO).....	403

Family	Page
TAPE AWNING REPAIR.....	16,41
TAPE BUTYL.....	41
TAPE CAP BLACK MYLAR-BACKED.....	42
TAPE CONSPICUITY.....	342
TAPE ELECTRICAL.....	277
TAPE NON-SKID.....	42,149
TAPE PUTTY.....	42
TAPE TEFLON.....	42
TERMINATION ADAPTOR RIGID SEWER PIPE.....	134
TERMINATION ADAPTORS 3".....	133
TESTER 4-FLAT KEY CHAIN LED.....	292
TESTER 7-WAY TRAILER EMULATOR.....	292
THERMOCOUPLE UNIVERSAL.....	119
THINLINE REFLECTOR STICKON/SCREW.....	342
TIE DOWN ENGINEERING DISC BRAKE.....	172
TIE PLATE KITS FOR 1 AXLE WITH 1-3/4" SPRING.....	198
TIE PLATE KITS FOR 1 AXLE WITH 2" SPRINGS.....	198
TIE PLATES (2K-7.2K).....	198
TIE PLATES (8K-15K).....	198
TIRE ASSEMBLIES LOADSTAR MOUNTED ON A WHITE SPOKE WHEEL.....	395
TIRE CARRIER HEAVY DUTY.....	389
TIRE CARRIER HI-MOUNT.....	389
TIRE CARRIER SQUARE U-BOLTS FOR BUMPER.....	390
TIRE CARRIERS U-BOLT.....	389
TIRE CARRIERS UNIVERSAL R.V. REAR MOUNT.....	389
TIRE CHOCK LOCKING DELUXE.....	387
TIRE CHOCK LOCKING STANDARD.....	387
TIRE CHOCK LOCKING X-CHOCK.....	387
TIRE INTEGRAL ASSEMBLY 4.80 X 8.....	393
TIRE PRESSURE MONITORING SYSTEM.....	393
TIRES 205/65-10 OLD 20.5 X 8-10.....	394
TIRES 215/60-8 OLD 18.5 X 8.5-8.....	393
TIRES 4.80 X 12 & 5.30 X 12.....	393
TIRES 4.80 X 8 & 5.70 X 8.....	393
TIRES LOADSTAR BIAS PLY.....	394
TIRES RADIAL LOADSTAR.....	394
TITE ROPE STRAP.....	221
TOILET BOWL SEAL KIT SEALAND.....	143
TOILET CHEMICAL BIO-PAK.....	145
TOILET CHEMICAL PORTA-PAK.....	145
TOILET CHEMICAL TST PROBE CLEANER.....	146
TOILET CLOSET FLANGE SEAL KIT / FLANGE.....	143
TOILET TISSUE.....	145
TOILET VACUUM BREAKER SEALAND.....	143
TOILET WATER VALVE SEALAND.....	143
TOOL BOX LATCH.....	218
TOP AND BOTTOM HOOK FOR CAM-DOOR BAR.....	214
TOP BRACKET SPIRIT/FIESTA.....	16
TOW BAR ALPHA (6500 LBS).....	398
TOW BAR ASCENT (7500 LBS).....	399
TOW BAR AVAIL (10,000 LBS).....	399
TOW BAR COMMANDER 2 (6000 LBS).....	397
TOW BAR COVERS.....	399
TOW BAR DOMINATOR (7500 LBS).....	397
TOW BAR DROP RECEIVERS.....	405
TOW BAR EXCALI-BAR 3 (10,500 LBS).....	398
TOW CHAINS.....	225
TOW DOCTOR TRAILER TESTER.....	293
TOW DOCTOR VEHICLE.....	292
TRAILER AID.....	388
TRAILER DOLLEY HD W/ 13" TIRES.....	237
TRAILER TESTER.....	293
TRAILER TONGUE TOOL BOX.....	217
TRAILER-AID HOLDER.....	389
TRAILER/5TH WHEEL ACCESSORIES HITCH.....	356,384
TRI-BALL BALL MOUNT SOLID SHANK.....	346
TRI-BALL W/ PINTLE HOOK.....	353
TRI-LEVELER.....	389
TRIMAX UNIVERSAL COUPLER LOCK.....	250,371

Family	Page
TRIMMER LINE RACK-OPEN TRAILER (RACKEM).....	230
TRIMMER/CHAINS AW RACK - ENCLOSED (RACKEM).....	231
TRP 10" X2-1/4" SELF ADJUSTING BRAKE (IMPORT).....	154
TRP 12-1/4 X 3-3/8 BRAKE ASSEM. (IMPORT) 8K.....	159
TRP 12.25X3-3/8 BRAKE ASSEM. (IMPORT) 10K.....	159
TRP 12.25X4 BRAKE ASSM. (IMPORT) 10K HD.....	161
TRP 12.25X5 BRAKE ASSM (IMPORT) 12K.....	162
TST (BLUE) ENZYME TOILET TREATMENT.....	144
TST GREEN CONCENTRATED.....	144
TST GREY WATER ODOR CONTROL.....	146
TST LAVENDER ULTRA CONCENTRATED.....	144
TST ORANGE ULTRA CONCENTRATED.....	144
TST TABS.....	145
TUB STRAINER AND DRAIN STOPPER.....	109
TUBE FOR TIRES.....	394
TURNOVER ALUM. ADJUSTABLE BALL MOUNT.....	347
TURNOVER CREAKOTE ADJUSTABLE BALL MOUNT.....	347
TV INSTALLATION KIT INT/EXT.....	11
TV JACK EXTERIOR.....	11
TV PLATE INTERIOR CABLE/SAT.....	11
TV PLATE SQUARE EXTERIOR CABLE/SAT.....	11
Thinline LED Stop/Turn/Tail Light.....	334
Thinline Sealed LED Stop/Turn/Tail Light for Over 80" Wide Applications.....	335
Thinline Sealed LED Stop/Turn/Tail Lights.....	334
Two Handle RV Kitchen Faucet - Clear Knobs.....	98
U-BOLTS AND NUTS (8K-15K).....	197
UNIVERSAL LADDER RACK (RACKEM).....	230
UNIVERSAL LAP SEALANT (LASALLE BRISTOL).....	37
UTILITY HOOK FOR E-TRACK.....	227
Ultrathin LED Identification Light Bars for Over 80" Applications.....	325
VALVE ADAPTOR FLANGE X BAYONET.....	134
VALVE ADAPTOR FLANGE X MPT.....	134
VALVE ADAPTOR FLANGE X SLIP HUB.....	134
VALVE ADAPTOR FLANGE X SPIGOT.....	134
VALVE ASSEMBLY 3" & 1-1/2" ROTATING SANITARY TEE DOUBLE.....	134
VALVE ASSEMBLY 3" DOUBLE ELL DOUBLE ROTATING.....	134
VALVE ASSEMBLY 3" HEEL INLET 1/4 BEND DOUBLE.....	134
VALVE ASSEMBLY 3" ROTATING 90 DEGREE ELL WITH CAP.....	134
VALVE ASSEMBLY 3" ROTATING SANITARY TEE.....	135
VALVE ASSEMBLY 3" WITH CAP.....	135
VALVE CAPS.....	135
VALVE HEEL INLETS 1/4 BEND.....	135
VENT 6 BLADES FAN.....	80
VENT CAP AND BASE KIT REFRIGERATOR DOMETIC.....	83
VENT CAP AND BASE REFRIGERATOR(CAMCO).....	83
VENT CAP PLUMBING REPLACE-ALL (CAMCO).....	84
VENT COVER CAMCO.....	77
VENT COVER PLUMBING CYCLONE.....	85
VENT COVER XLT CAMCO.....	77
VENT FAN 3 BLADES.....	80
VENT GARNISHES RADIUS CORNER.....	79
VENT GASKET SEAL VINYL.....	80
VENT INSTALLATION KIT.....	81
VENT LID ELIXIR NEW STYLE 14" X 14".....	81
VENT LID ELIXIR OLD STYLE 2000 SERIES.....	81
VENT LID JENSEN 14" PIN HINGES.....	81
VENT LIDS NEW JENSEN STYLE 14" X 14" 1995 & NEWER.....	81
VENT MOTOR 12V.....	80
VENT OPERATOR ELIXIR.....	80
VENT OPERATORS VENTLINE.....	79
VENT PILLOW.....	82
VENT PLUMBING MUSHROOM STYLE.....	84
VENT PLUMBING PLASTIC.....	84
VENT RANGE HOOD EXTERIOR OUTLET LOCKING DAMPER.....	85
VENT RANGE HOOD EXTERIOR OUTLET LOUVERED.....	85
VENT REFER SIDE ACCESS SERVICE DOOR (DOMETIC).....	83
VENT ROOF COVER OLD STYLE.....	78
VENT ROOF CRANK METAL.....	79
VENT ROOF SWITCH PUSH BUTTON.....	80

Family	Page	Family	Page
VENT SCREEN.....	80	WATERPROOF SEALED INCAN SEALED 6-1/2" OVAL LIGHT.....	311
VENTADOME E-Z LIFT WEDGE STYLE.....	79	WEIGH SAFE 2" BALL W/ 2-5/16 CLAM SHELL.....	348
VENTADOME METAL & REPLACEMENT COVER.....	79	WEIGH SAFE ADJUSTABKE BALL MOUNT.....	346
VENTADOMES NEW STYLE WEDGE.....	78	WEIGH SAFE LOCKING PINS.....	348
VENTADOMES POWER.....	78	WEIGH SAFE WD KITS.....	357
VENTSTIK.....	82	WEIGHT DIST. SNAP UP BRACKET KIT.....	358
VINYL INSERT 1" W.....	76	WEIGHT DISTRIBUTING HITCH BARS.....	358
VINYL INSERT 3/4" W.....	76	WHEEL / HUB INTEGRAL.....	393
WALL PLATE SINGLE DUPLEX.....	27	WHEEL 12" SPOKE & MOD.....	395
WALL THERMOSTAT.....	5	WHEEL 13" SPOKE & MOD.....	395
WASH BRUSH ADJUSTABLE.....	3,50	WHEEL 14" SPOKE & MOD.....	395
WASHER SLIP JOINT.....	133	WHEEL 15" SPOKE & MOD.....	396
WASTE VALVE EXTENSION ROD KIT ADJUSTABLE.....	136	WHEEL 16" SPOKE & MOD.....	396
WASTE VALVE HANDLES METAL AND PLASTIC.....	136	WHEEL BOLT.....	191
WASTE VALVE KITS CABLE ACTUATED.....	135	WHEEL CHOCK.....	388
WASTE VALVE SEAL KITS BLADEX.....	136	WHEEL CHOCK BIG YELLOW.....	388
WASTE VALVE TWIST-ON.....	135	WHEEL CHOCK SUPER.....	388
WASTE VALVES AND HANDLE BRISTOL ANONDA.....	135	WHEEL CHOCK TANDEM/JACK STAND.....	388
WASTE VALVES BLADEX W/PLASTIC HANDLE.....	135	WHEEL CHOCK TIE-DOWN SYSTEM.....	224
WATER DISH CITY W/ BRASS CHECK VALVE.....	116	WHEEL CHOCK- MOTORCYCLE (RACKEM).....	223,387
WATER DIVERTER.....	123	WHEEL DOCK.....	389
WATER FILL CAP & STRAP.....	117	WHEEL DOCK FOR JACK.....	266
WATER FILL CITY CHECK VALVE DUST COVER.....	116	WHEEL LOCK MAGNUM 12-20" WHEEL (RACKEM).....	373
WATER FILL FLEXIBLE HOSE.....	118	WHEEL NUT.....	191
WATER FILL GRAVITY CAP & STRAP UNIVERSAL.....	118	WHEEL NUT COVERS.....	191,392
WATER FILL GRAVITY REPLACEMENT CAP STRAP & SPOUT.....	117	WHEEL TIE DOWN KIT 800# EA.....	224
WATER FILTER XL W/ HOSE.....	119	WHEEL/DRUM RIM CLAMP 12" x 2".....	184
WATER FLANGE CITY CHROME.....	117	WHEELS 8" & 10".....	395
WATER FLANGE CITY NO CHECK VALVE W/ BACK FLOW PREVENTER.....	116	WINCH CABLE & HOOK.....	421
WATER FLANGE CITY W/ BRASS CHECK VALVE.....	116	WINCH STRAP.....	225,421
WATER FLANGE CITY W/ PLASTIC CHECK VALVE.....	117	WINCHES SINGLE SPEED.....	421
WATER HATCH GRAVITY LOCKING.....	118	WINCHES TWO-SPEED.....	421
WATER HEATER ACCESS DOOR ATWOOD.....	120	WINDOW CRANK METAL.....	89
WATER HEATER ANODE ROD.....	120	WINDOW CRANKS METAL.....	89
WATER HEATER CIRCUIT BOARDS DSI.....	120	WINDOW CRANKS PLASTIC.....	89
WATER HEATER DOOR CAMLOCKS.....	120	WINDOW KNOBS PLASTIC.....	89
WATER HEATER DOOR GRILL NEW STYLE.....	120	WINTERIZE BLOW OUT PLUG QUICK CON.....	127
WATER HEATER DOOR HARDWARE KIT ATWOOD.....	120	WINTERIZE BLOW OUT PLUGS.....	127
WATER HEATER DRAIN PETCOCK VALVE.....	121,128	WINTERIZE BY-PASS KIT PERMANENT QUICK-TURN.....	127
WATER HEATER DRAIN PLUG PLASTIC.....	120	WINTERIZE BY-PASS KITS PERMANENT.....	127
WATER HEATER ELEMENT SCREW IN.....	121	WINTERIZE HAND PUMP KIT.....	128
WATER HEATER ELEMENT UNIVERSAL FLANGE.....	121	WINTERIZE PUMP CONVERTER KIT.....	128
WATER HEATER GAS CONTROL VALVE JADE.....	121	WIRE 12-2 BRAKE DUPLEX.....	277
WATER HEATER GAS CONTROL WRENCH.....	121	WIRE 16-4 BONDED SEALED JACKET.....	277
WATER HEATER GAS PILOT ASSEMBLY.....	121	WIRE 16-4 TRAILER BONDED PARALLEL.....	277
WATER HEATER INSECT SCREEN.....	6,122	WIRE 7-STRAND MULTI CABLE.....	278
WATER HEATER INSECT SCREEN NEW SUB.....	6	WIRE CABLES COILED.....	402
WATER HEATER MAIN BURNER 6 GALLON PILOT MODELS.....	122	WIRE CABLES COILED 4 & 6 WIRE.....	402
WATER HEATER SCREW IN ELEMENT W/ GASKET.....	121	WIRE CLAMP NYLON.....	278
WATER HEATER SPARK PROBE ASSEMBLY.....	122	WIRE CLAMP STEEL W/ RUBBER COATING.....	278
WATER HEATER T & P RELIEF VALVE.....	122	WIRE FRAME CLIPS.....	278
WATER HEATER THERMAL CUTOFF KIT.....	122	WIRE HARNESS WISHBONE.....	283
WATER HEATER THERMOSTAT INLET 90 DEGREE ELBOW.....	122	WIRE LOOM.....	278
WATER HEATER THERMOSTAT KIT W/ ECO.....	122	WIRE NUT CONNECTORS.....	277
WATER HOSE RV & MARINE.....	123	WIRING KIT 7-4.....	287
WATER HOSE SHUT-OFF VALVE STRAIGHT.....	124	WORK LIGHT LED 2X4.....	338
WATER HOSE SHUT-OFF VALVE STRT.....	124	WORK LIGHT LED 5" ROUND.....	339
WATER HOSE SHUT-OFF VALVE WYE.....	124	WRAP-A-AROUND RADIUS STEP RUG 22".....	150
WATER HOSE UTILITY.....	124	WRAP-A-ROUND JUMBO PLUS STEP RUG 23".....	150
WATER PRESSURE GAUGE.....	124	WRAP-A-ROUND PLUS STEP RUG 20".....	150
WATER PRESSURE REGULATOR NO GUAGE.....	124	WRAP-A-ROUND STEP RUG 18".....	150
WATER PRESSURE REGULATOR PLASTIC.....	124	WYE REDUCING BAYONET X FLANGE X FLANGE.....	133
WATER PUMP (SEA-FLO) SERIES 42.....	125	Waterproof Universal Mount Combination Tail Lights.....	332
WATER PUMP FITTINGS ELBOW SHURFLO.....	126	XTRM ADHESIVE 2 GALLON (LASALLE BRISTOL).....	37
WATER PUMP FITTINGS STRAIGHT SHURFLO.....	126	XTRM Ply PVC RV roofing (LASALLE BRISTOL).....	37
WATER PUMP REVOLUTION 4008.....	126	ZINC U-BOLT 7/16-14" X 2-1/8" X 4".....	416
WATER PUMP SINGLE FIXTURE 12V.....	126	Zinc U-Bolt 1/2"-13 x 3-1/8" x 4-1/4".....	416
WATER TANK FILLERS.....	118	eZ-Latch 2-5/16" STRAIGHT TONGUE MOUNT.....	247
WATERPROOF OVER 80 LOW PROFILE TAILLIGHTS.....	311	eZ-Latch COUPLER STRAIGHT TONGUE.....	247

Family	Page
eZ-Latch COUPLERS A-FRAME.....	248